



With its automatic help texts, clearly and legibly displayed on 14 LED segments, the Codix 560 preset counter takes the user effortlessly through the programming. The large user-friendly front keys can be operated even when wearing gloves.

The 14 mm high LED display ensures easy reading even from a long distance and in poor lighting conditions.

New: now available also with RS232/485 interface and MODBUS and CR/LF protocol



DC 10 ... 30V Power supply	AC 90 ... 260V Temperature range	-20° + 65° Temperature range	000000 DIN 96 x 48 DIN front bezel	PROG Menu-driven programming	IP65 High protection level	max. 60 kHz High count frequency	Hz Multifunction	t/Hz HRA Frequency display with HRA	POSITION Position display	A..Z* LEDs 14 segment LED	
Batch Batch counter	Σ Total counter	RS 232 485 Optional interface									

Multifunction

- Counter, tachometer, timer and position display in one device
- Can be used as preset counter, batch counter or total counter
- 2 relays (change-over)
- Many different count modes
- Scalable display
- Set value, step or tracking preset
- Multi-range power supply for AC or DC
- Readable or configurable via RS232/485 interface via MODBUS or CR/LF protocol
- Allows direct connection of a large display or printer

User-friendly

- Automatic help texts, displayed in German and English
- 14-segment LED for improved text representation
- Status display of the presets
- 3 predefined parameters
- Tracking presets eliminate the need for reprogramming of the pre-signal
- Minimum installation depth
- 4-stage RESET modes
- 3-stage keypad locking
- Suitable for installation in mosaic systems

Order Code

6.560 . 010 . XXX
a b c

a Power supply
0 = 90 ... 260 V AC ¹⁾
3 = 10 ... 30 V DC ¹⁾

b Input trigger levels
0 = Standard level (HTL) ¹⁾
A = 4...30 V DC level

c Interface (optional)
0 = None
5 = RS232 (MODBUS or CR/LF)
7 = RS485 (MODBUS or CR/LF)

Delivery specification
- Preset counter
- Mounting clip
- Instruction manual

Accessories

Mounting frame with cut-out 92 x 45 mm

For snap-on mounting on 35 mm top-hat DIN rail, for counters 96 x 48 mm

grey

Order-No.

G300005

Suitable gaskets as well as further accessories can be found in the accessories section or in the accessories area of our website at: www.kuebler.com/accessories.

Preset counters, electronic

LED preset counters Multifunction – pulse, frequency, time – 60 kHz, 2 presets (AC+DC) Codix 560

General technical data	
Display	6-digit red 14 segment LED display, 14 mm high
Operating temperature	-20°C ... +65°C (non-condensing)
Storage temperature	-25°C ... +75°C
Relative humidity	at +40°C RH 93% (non-condensing)
Altitude	up to 2000 m

Electrical characteristics	
Power supply	AC 90 ... 260 V AC max. 11 VA, 50/60 Hz DC 10 ... 30 V, max. 5.5 W
External fuse protection	230 V AC T 0.1 A 10 ... 30 V DC T 0.25 A
Data retention	> 10 years, EEPROM
Response time of the frequency meter	100 / 600 ms (details s. instruction manual)
Input modes	Pulse counters: Count direction (cnt.dir), Difference (up.dn), Addition A+B (up.up), phase discriminator x1, x2, x4 (quad, quad x2, quad x4), Ratio (A/B), Ratio in % ((A-B)/A x 100%) Frequency meter: A, A-B, A+B quad, A/B, (A-B)/A x 100% Timer: 4 start modes: FrErun, Auto, InpA.InpB., InpB.InpB.
Sensor power supply	AC supply 24 V DC ± 15%, 80 mA DC supply max. 80 mA, external power supply is connected through
EMC	Emitted interference EN 55011 class B Immunity to interference EN 61000-6-2
Device safety	Designed to EN 61010 part 1 Protection class 2 Application area Pollution level 2


Mechanical data	
Protection	IP65 (from the front)
Weight	approx. 180 g

Inputs	
Count inputs	A and B
Polarity of the inputs	programmable for all inputs in common, NPN/PNP
Input resistance	5 kΩ
Count frequency	max. 55 kHz can be damped to 30 Hz (mechanical contacts) (details s. instruction manual)
Control / Reset input	MPI 1 and MPI 2, Lock, Gate, Reset
Min pulse duration of the inputs	10 ms / 1 ms
Switching levels with AC supply	HTL-level: LOW: 0 ... 4 V DC HIGH: 12 ... 30 V DC 4 ... 30 V DC: LOW: 0 ... 2 V DC HIGH: 3.5 ... 30 V DC
Switching levels with DC supply	HTL-level: LOW: 0 ... 0.2 x UB HIGH: 0.6 x UB ... 30 V DC 4 ... 30 V DC: LOW: 0 ... 2 V DC HIGH: 3.5 ... 30 V DC
Pulse shape	variable, Schmitt-Trigger characteristics

Outputs	
Switching voltage	max. 250 V AC / 150 V DC
Switching current	max. 3 A AC / DC min. 30 mA DC
Switching capacity	max. 750 VA / 90 W
Output 1 + 2	Mech. service life (switching cycles) 2 x 10 ⁷ N° of switching cycles at 3 A / 250 V AC 5 x 10 ⁴ N° of switching cycles at 3 A / 30 V DC 5 x 10 ⁴ Relay with changeover contact
Reaction time of the outputs (pulse / time)	13 ms (details s. instruction manual)

Optional interface MODBUS and CR/LF	
Count frequency	max. 45 kHz (details s. instruction manual)
Interface	RS232, RS485
Baud rate	9600
Device address	1 ... 99, programmable

Terminal assignment



Pin	RS232 (optional)
22	GND
23	RXD
24	TXD
25	-
26	-

Pin	RS485 (optional)
22	-
23	DO
24	DI
25	-
26	-

Pin	Signal and control inputs
1	INP A (Signal input A)
2	INP B (Signal input B)
3	RESET (Reset input)
4	LOCK (Keypad lock)
5	GATE (Gate input)
6	MPI 1 (User input 1)
7	MPI 2 (User input 2)
8	Sensor power supply AC: 24 V DC/80 mA DC: U _B connected through
9	Shared connection for signal and control inputs GND (0 VDC)

Pin	Version with relay/optocoupler	
10	Relay contact C.2	Output 2
11	Relay contact N.O.2	
12	Relay contact N.C.2	Output 1
13	Relay contact C.1	
14	Relay contact N.O.1	Power supply
15	Relay contact N.C.1	
16	AC: 90...260 V AC N~ DC: 10 ... 30 V DC	
17	AC: 90...260 V AC L~ DC: GND (0 V DC)	

Preset counters, electronic

LED preset counters

Multifunction – pulse, frequency, time – 60 kHz, 2 presets (AC+DC)

Codix 560

Pulse counter

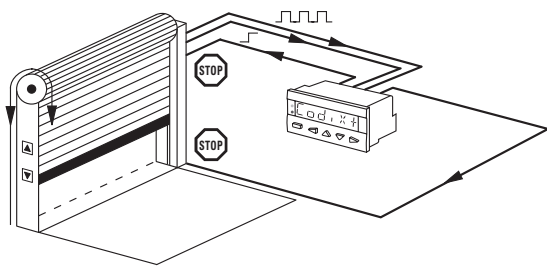
Functions / count modes

- Count with direction mode
- Difference mode
- Quadrature mode quad / quad2 / quad4
- Add, Sub, automatic reset
- 2-input adding mode A+B
- Ratio measurement A/B
- Multi-range power supply for AC or DC
- Percentage difference measurement $(A-B)/A \times 100\%$
- Batch counting
- Totaliser (Overall total)
- Multiplication and division factor (up to 99.9999)
- Set value
- Step or tracking preset

Application examples

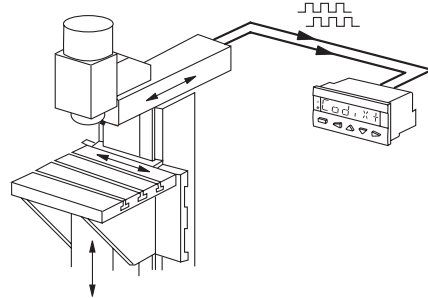
CountDir + Add

Roller shutter door with automatic shut-off



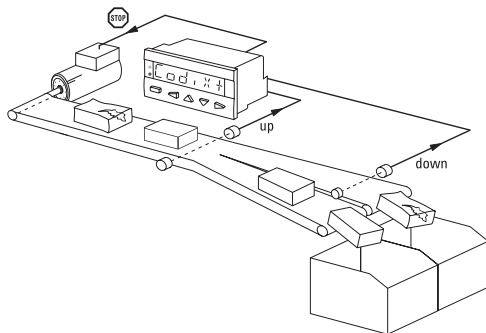
Quad + Add

Running direction and position on milling machines, Limit switch monitoring



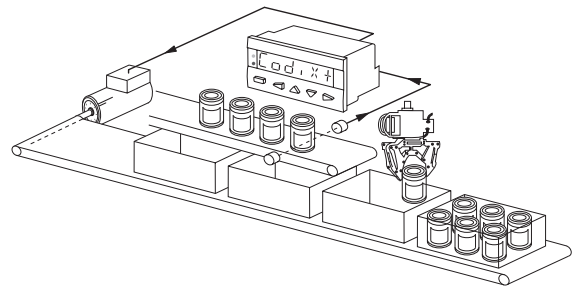
UpDown + Add

Automatic subtraction of faulty or reject parts from the total piece count



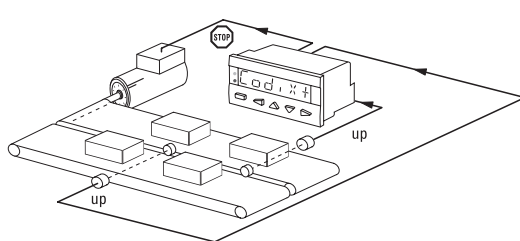
CountDir + Batch

Logging of piece numbers and packing units plus control of replenishment of packing cartons



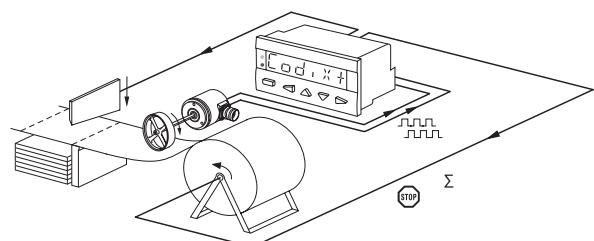
UpUp + Add

Adding up of two parallel or staggered production lines



Quad + Add tot

Cut-to-length with overall total count and control of the machine



Preset counters, electronic

LED preset counters **Multifunction – pulse, frequency, time – 60 kHz, 2 presets (AC+DC)** **Codix 560**

Frequency meter (tachometer)

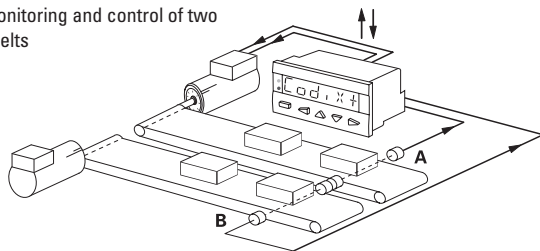
Functions / count modes

- A
- A – B
- A + B
- A / B
- $(A - B) / A \times 100\%$ (percentage display)
- Quad (phase discriminator with recognition of direction)
- Averaging
- Start delay
- 2nd tachometer input
- Gate input
- Multiplication and division factor (up to 99.9999)

Application examples

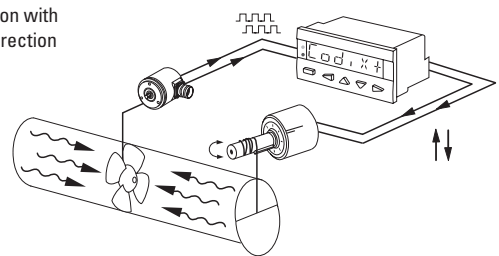
A – B

Synchro monitoring and control of two conveyor belts



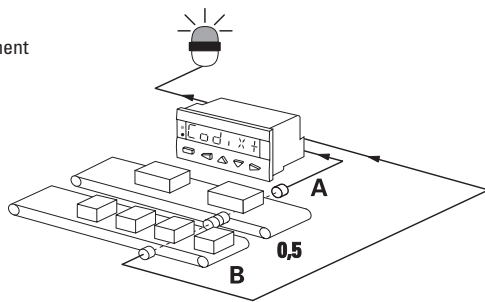
Quad

Speed regulation with indication of direction



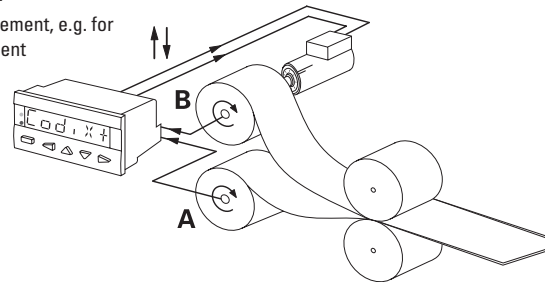
A/B

Ratio measurement



(A-B)/A [%]

Ratio measurement, e.g. for speed alignment



Time and hours-run meter (timer)

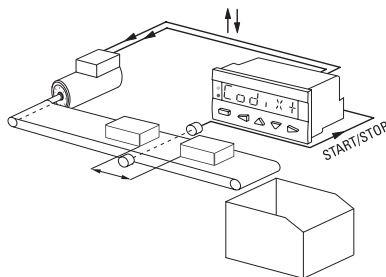
Functions / count modes

- FrErUn (control via gate input)
- Auto (start via reset, stop at preset)
- InpB.InpB (start with first edge at InpB., stop with second edge InpB.)
- InpA. InpB (start with InpA., stop with InpB.)
- Totaliser (overall total)
- Batch counting
- Set value
- Step or tracking preset

Application examples

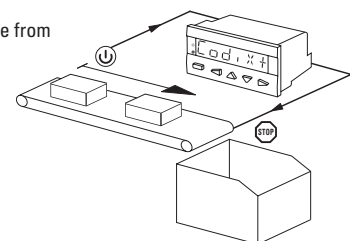
InpB. InpB

Interval measurement



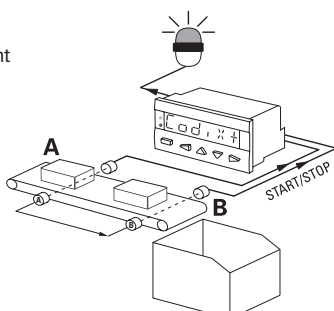
FrErUn

Measurement of overall time from switching on the conveyor belt till switching off



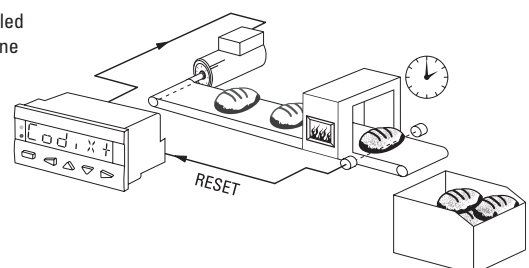
InpA. InpB

Run-time measurement



Auto

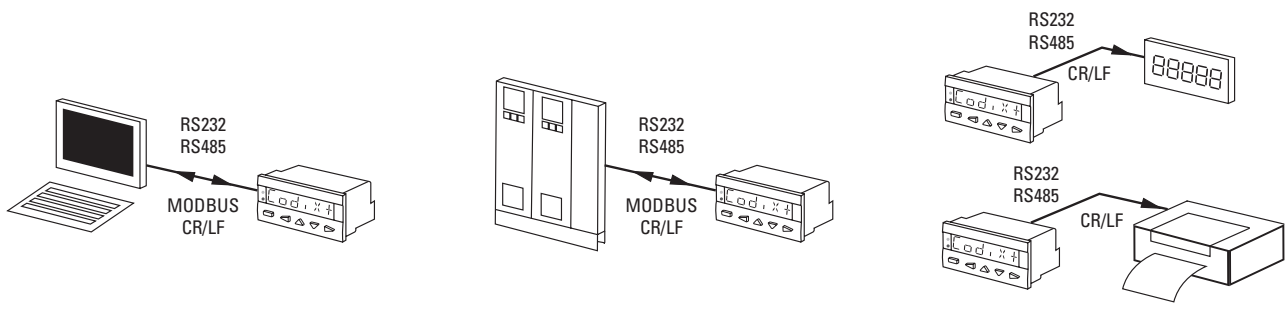
Time-controlled production line



Preset counters, electronic

LED preset counters Multifunction – pulse, frequency, time – 60 kHz, 2 presets (AC+DC) **Codix 560**

RS232 / RS485 interface (optional)
 For connecting the counter to a PC, a PLC, a large display or a printer – for reading-out data or configuring the device.



Dimensions

