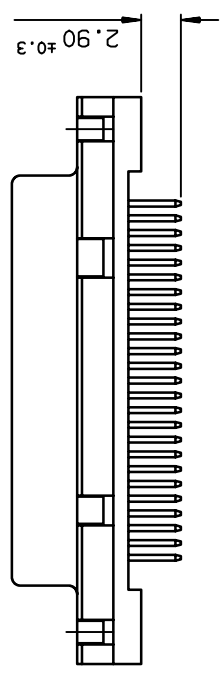
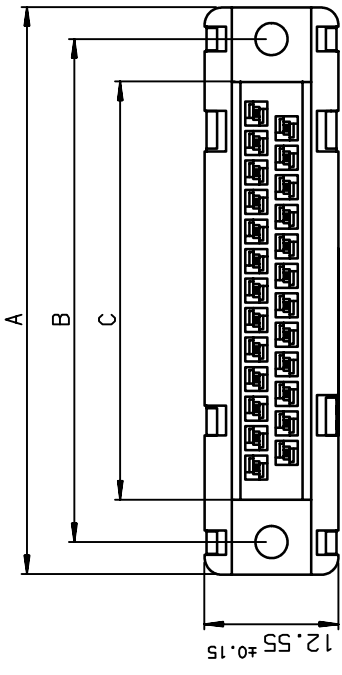
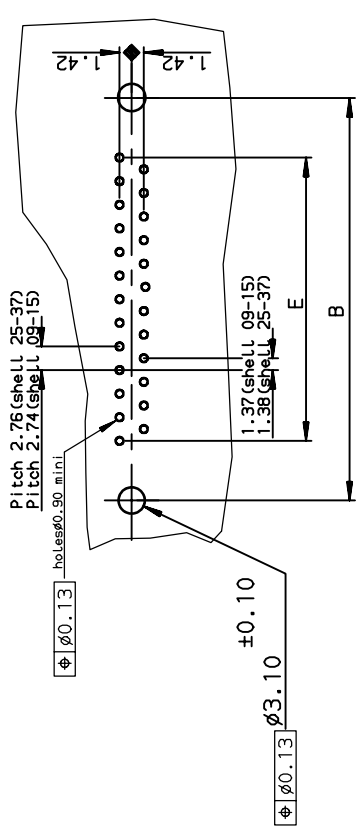


PC card drilling dimensions (after plating)
(thickness 1.60±0.20mm)



TIN LEAD PART NUMBER

SHELL	A±0.38	B±0.12	C±0.10	D±0.25	E±0.07	PART NUMBER
09	30.81	24.99	16.96	16.21	10.96	D09S24A.PA00
15	39.14	33.32	25.18	24.54	19.18	D15S24A.PA00
25	53.03	47.04	39.12	38.25	33.12	D25S24A.PA00
37	69.32	63.50	55.68	54.71	49.68	D37S24A.PA00

Protection: 4 --> flash AU
6 --> 0.76μ AU

LEAD FREE PART NUMBER

SHELL	A±0.38	B±0.12	C±0.10	D±0.25	E±0.07	PART NUMBER
09	30.81	24.99	16.96	16.21	10.96	D09S24A.PA00LF
15	39.14	33.32	25.18	24.54	19.18	D15S24A.PA00LF
25	53.03	47.04	39.12	38.25	33.12	D25S24A.PA00LF
37	69.32	63.50	55.68	54.71	49.68	D37S24A.PA00LF

Protection: 4 --> flash AU
6 --> 0.76μ AU

GENERAL CHARACTERISTICS AND ROHS INFORMATIONS:
SEE DRAWING C01-8646-0000

www.fciconnect.com		surface	tolerance std	projection	European Views
Dr	JOUBERT	150 1302	150 406 ISO 1101		mm
Eng	PESSON	TOLERANCES UNLESS OTHERWISE SPECIFIED		size	Scale
Chr	LEGARE	ANGULAR	0.X ±0.1	A3	2
Appr	LEGARE	LINEAR	0.XX ±0.1	ECN	L506-0097
Product family		Product family	D-SUB	Spec ref	-
1996/09/10		1996/09/10	1996/09/10	1996/09/10	1996/09/10
1996/09/10		1996/09/10	1996/09/10	1996/09/10	1996/09/10
1996/09/10		1996/09/10	1996/09/10	1996/09/10	1996/09/10
1996/09/10		1996/09/10	1996/09/10	1996/09/10	1996/09/10

FCI		FEMALE CONNECTOR STD EUROPE		Rev.
straight solder type for PCB 1.6mm		C01-8646-0490		D
catalog no	-	CUSTOMER	sheet 1 of 1	

