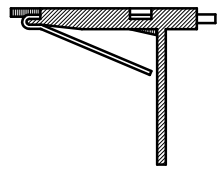
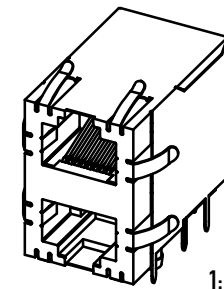
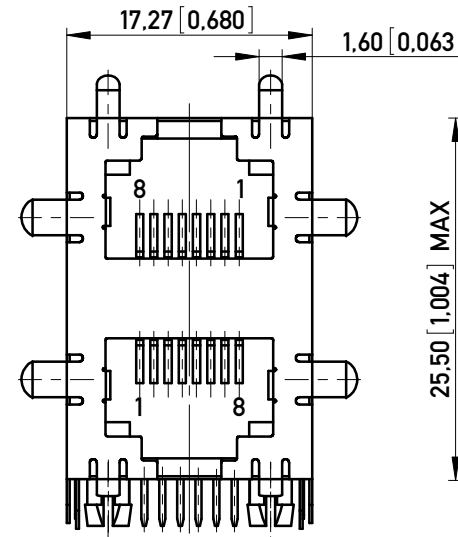
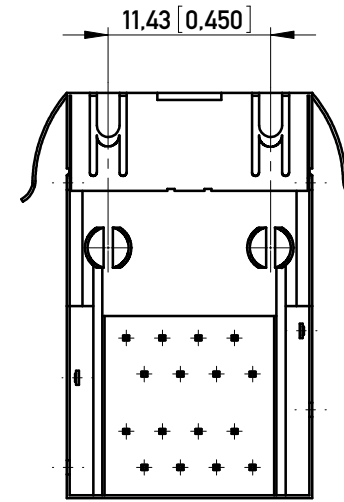
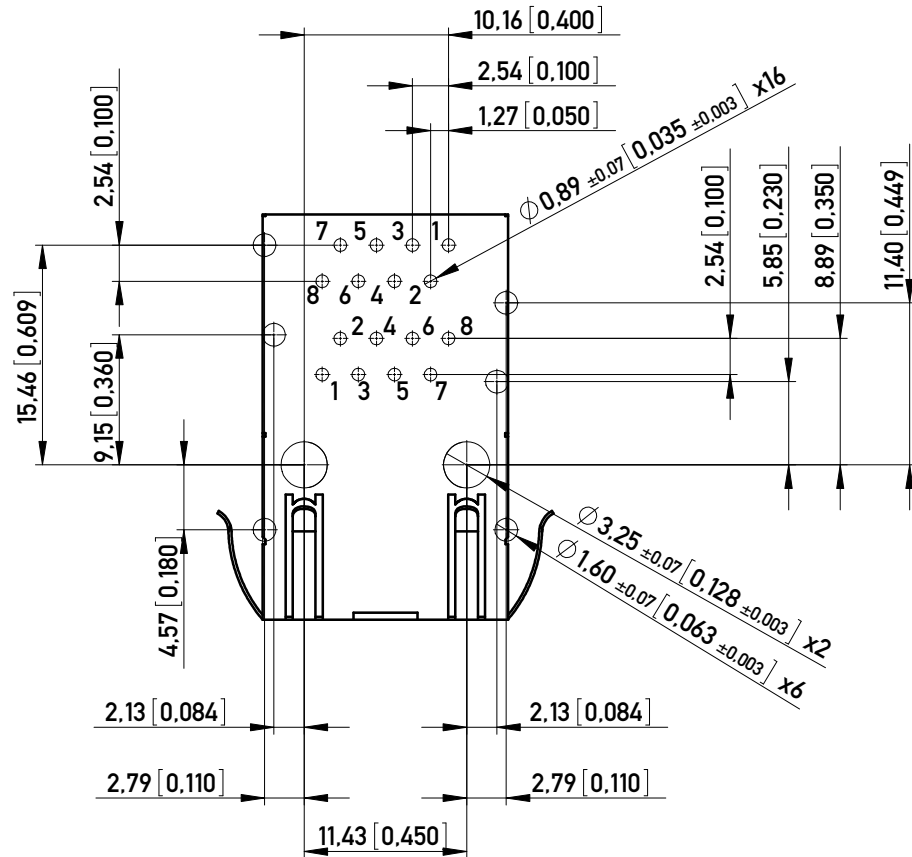


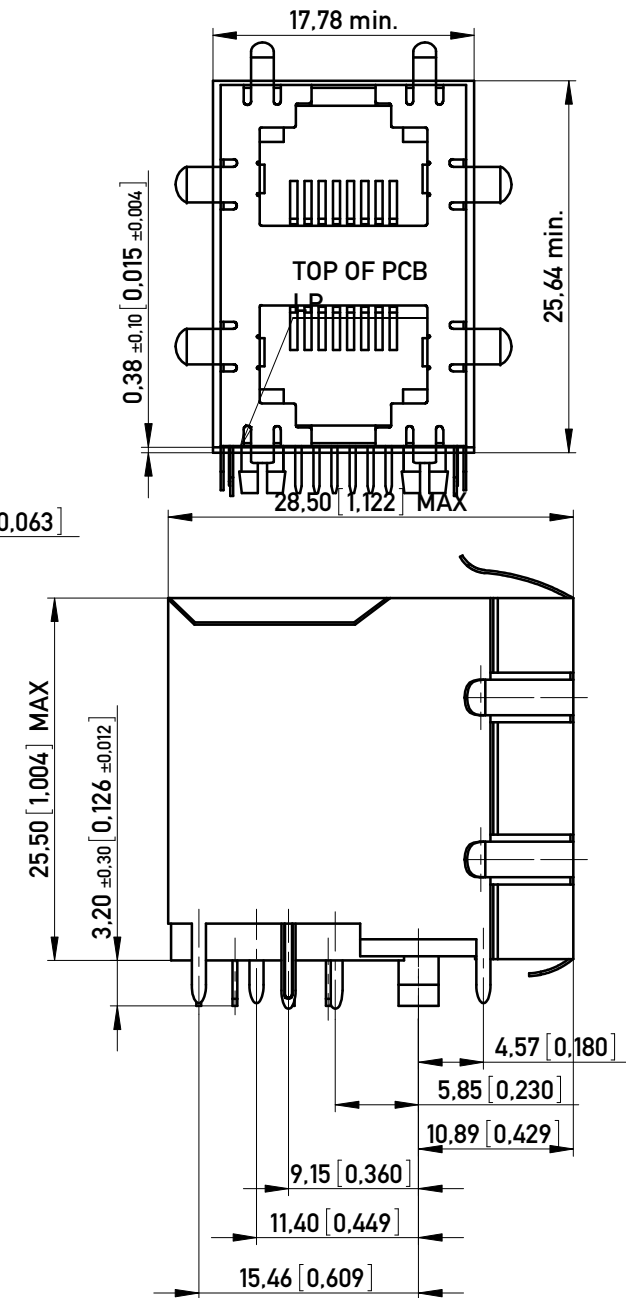
IMPROVED CONTACT DESIGN  
(PRE BEND)



RECOMMENDED PCB LAYOUT (COMPONENT SIDE VIEW)  
EMPFOHLENES LEITERPLATTEN-LAYOUT (BESTUECKUNGSSEITE)  
TOL. ±0.05 [0.002] UNLESS NOTED



RECOMMENDED PANEL CUTOUT  
EMPFOHLENER FRONTPLATTEN-AUSSCHNITT



NOTE 1: PANEL GROUND FLANGES TOP, BOTTOM, SIDES (GF9)

PART NO. IDENT. NR.	TRANSMISSION CATEGORY
133039	CAT 5
203517	CAT 5e

Technical specifications

Materials & Finish

Standard applic.	Value
Insulation body	PBT 30%
Contact material	C5210 (acc. JIS)
Contact finish, mating zone	30 µm Au over 50 µm Ni
Contact finish termination zone	80 µm matte Sn over 50 µm Ni
Shell/shield material	C2680 (acc. JIS)
Plating shield / shielding pin	50 µm Ni / 80 µm Sn

Assembly process

Packaging	Tray
Solder temperature	235°C at 3-5s
Suitable assembly process	wave

Approvals

UL insulation body	UL 94	V0
UL File No.		E145613
RoHS compliant		Yes

Test Data

Standard applic.	Value
Insertion/withdrawal force	IEC 603-7 max. 20 N
Mechanical operations	IEC 512-5. 9a min. 1.000
Effectiveness of connector coupling device	IEC 512-8. 15f 50 N

Electrical properties

Creepage / clearance distances

a) Contact - contact	IEC 807-3	0.52 mm
b) Contact - shell	IEC 807-3	min. 1.0 mm

Voltage proof (Dielectric Withstand Voltage)

a) Contact - contact	IEC 512-2. 4a	min. 1.000 V AC/DC
b) Contact - shell/testpanel	IEC 512-2. 4a	min. 1.500 V AC/DC
Current carrying capacity	IEC 512-3. 5b	1.5 A @ 25° C
Contact resistance	IEC 512-2. 2a	max. 30 mOhm
Insulation resistance	IEC 512-2. 3a	min. 500 MOhm

Environmental properties

Operation temperature	- 40° to + 85°C (f)
-----------------------	---------------------

Copyright by ERNI GmbH  
Proprietary notice pursuant to ISO 16016 to be observed.

Information:	Tolerances X,XX ±0.25 All Dimensions in mm[in]	Scale 2:1
All rights reserved. Only for Information. To ensure that this is the latest version of this drawing, please contact one of the ERNI companies before using.	Subject to modification without prior notice. Drawing will not be updated.	Designation <b>Mod Jack - MJD</b> <b>8P8C, 2x1</b>
f	21.02.2017	www.ERNI.com
Index	Date	133880 (1/1) A3
		Class MJ

# Mouser Electronics

Authorized Distributor

Click to View Pricing, Inventory, Delivery & Lifecycle Information:

[TE Connectivity:](#)

[133039](#)