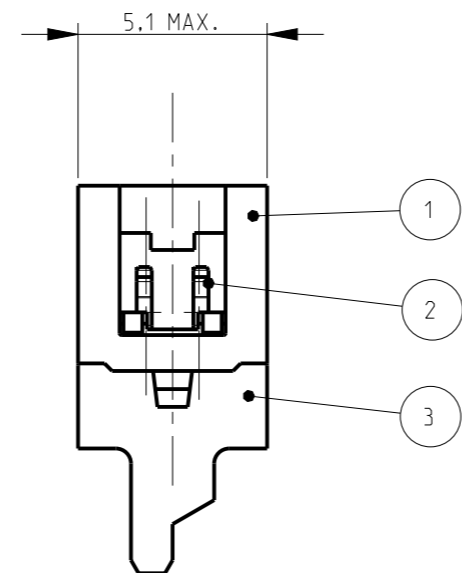
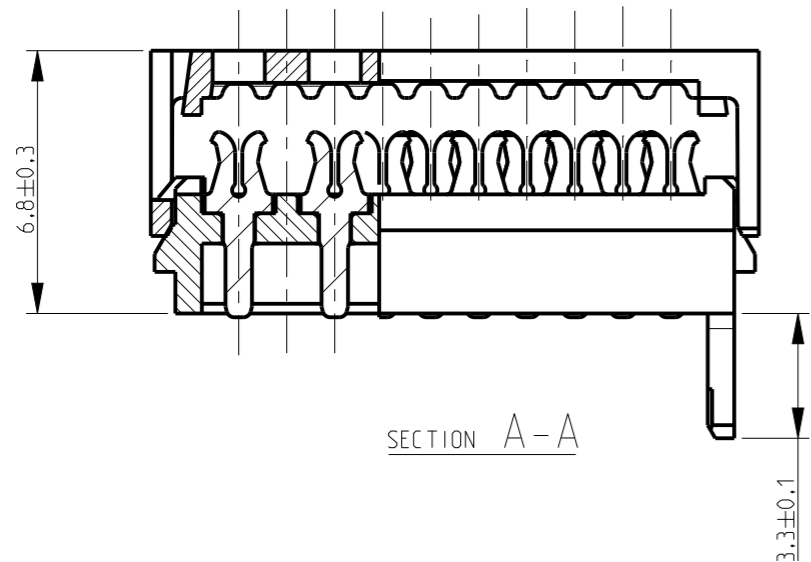
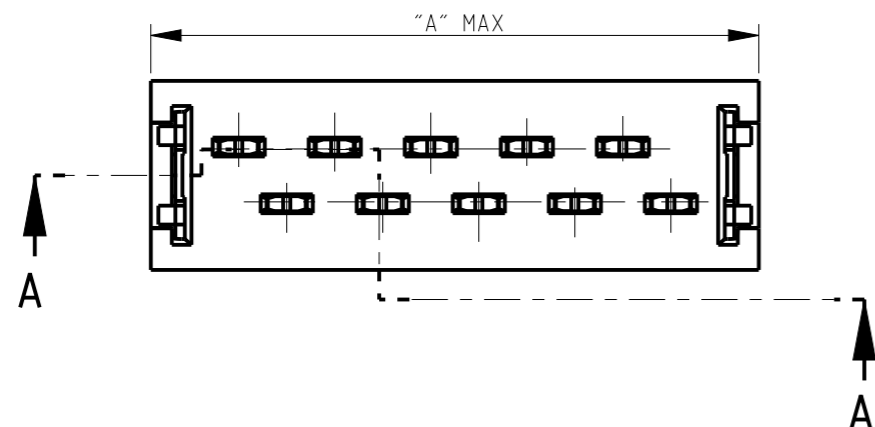
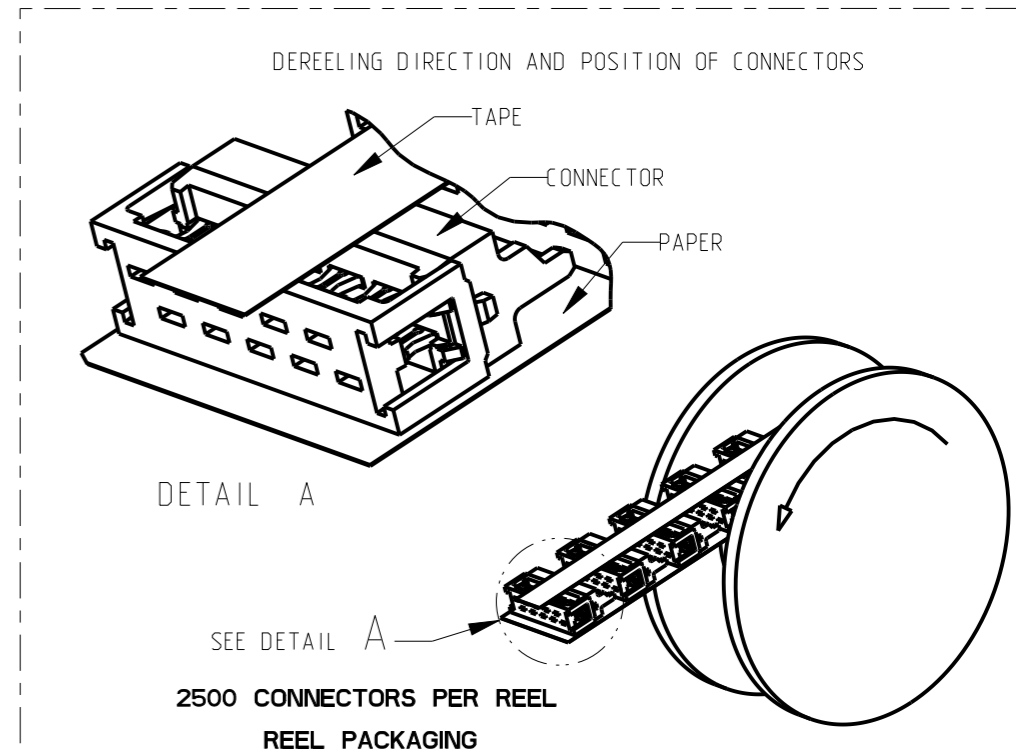


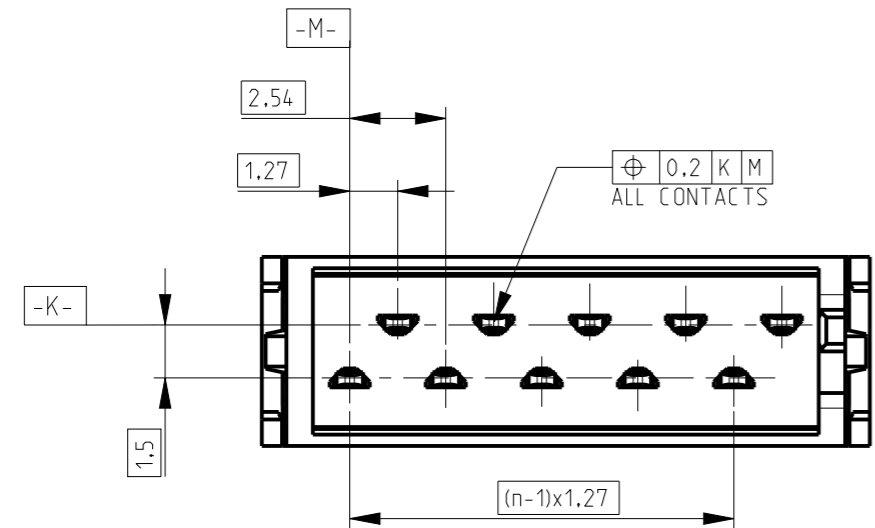
P	LTR	DESCRIPTION	DATE	DWN	APVD
	A1	PN STATUS UPDATED	17MAY2021	SB	KJK



PART NUMBER REEL PACKAGING	NO. OF POS "n"	DIMENSION "A" MAX
2178712-4	4	8.6
2178712-6	6	11.1
2178712-8	8	13.6
1-2178712-0	10	16.2
1-2178712-2	12	18.7
1-2178712-4	14	21.3
1-2178712-6	16	23.8
1-2178712-8	18	26.3
2-2178712-0	20	28.9



FINISH / COLOR	MATERIAL	DESCRIPTION	ITEM
BLACK	PBT, GF	HOUSING	3
3.0 - 5.0 μm TIN OVER 0.5 μm NICKEL	TIN BRASS	MALE CONTACT	2
BLACK	PBT, GF	COVER	1



NOTES;
 1. SHOWN IS A 10 POSITION CONNECTOR
 △ OBSOLETE

THIS DRAWING IS A CONTROLLED DOCUMENT.		DWN PRASHANTH 08AUG2014		TE Connectivity	
DIMENSIONS: mm		CHK PRASHANTH S 12AUG2014			
TOLERANCES UNLESS OTHERWISE SPECIFIED:		APVD JAYANTH KUMAR 14AUG2014		NAME Micro-MaTch VALUE LINE MALE-ON-WIRE CONNECTOR	
0 PLC ±		PRODUCT SPEC 108-32087		SIZE A3	
1 PLC ±		APPLICATION SPEC 114-19016		CAGE CODE 00779	
2 PLC ±		WEIGHT -		DRAWING NO C-2178712	
3 PLC ±		CUSTOMER DRAWING		RESTRICTED TO	
4 PLC ±		SCALE 5:1		SHEET 1 OF 1	
ANGLES ±		REV A1			
MATERIAL SEE TABLE		FINISH SEE TABLE			

Mouser Electronics

Authorized Distributor

Click to View Pricing, Inventory, Delivery & Lifecycle Information:

[TE Connectivity:](#)

[1-2178712-0](#)