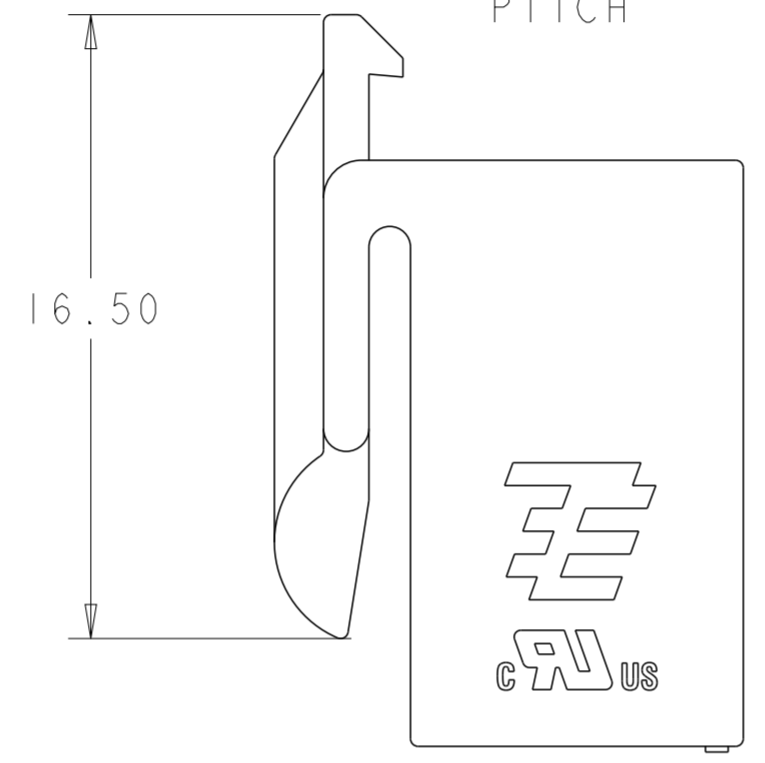
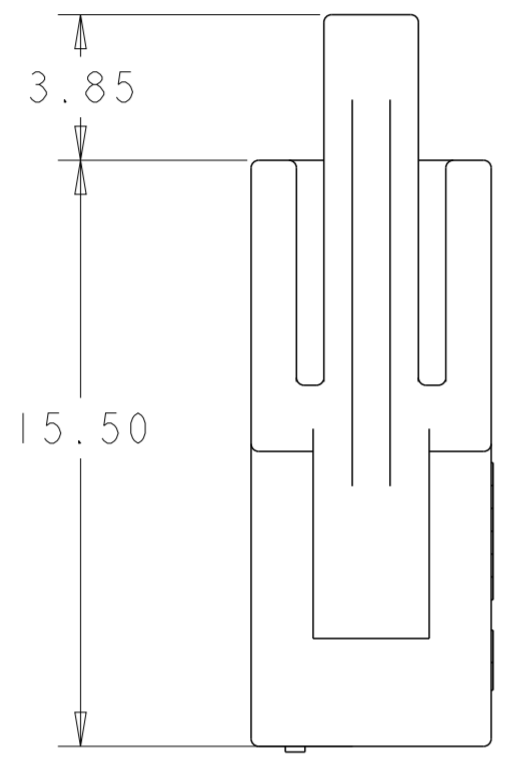
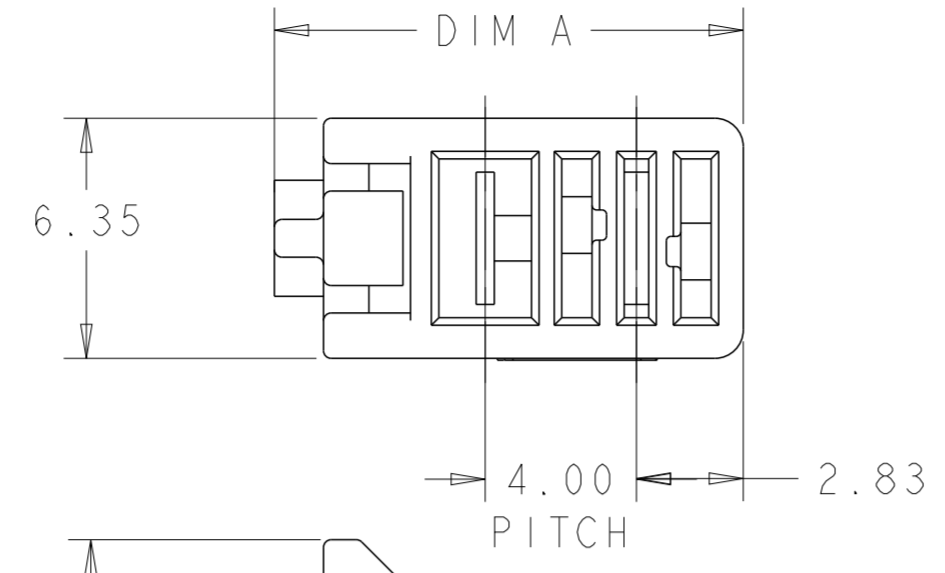


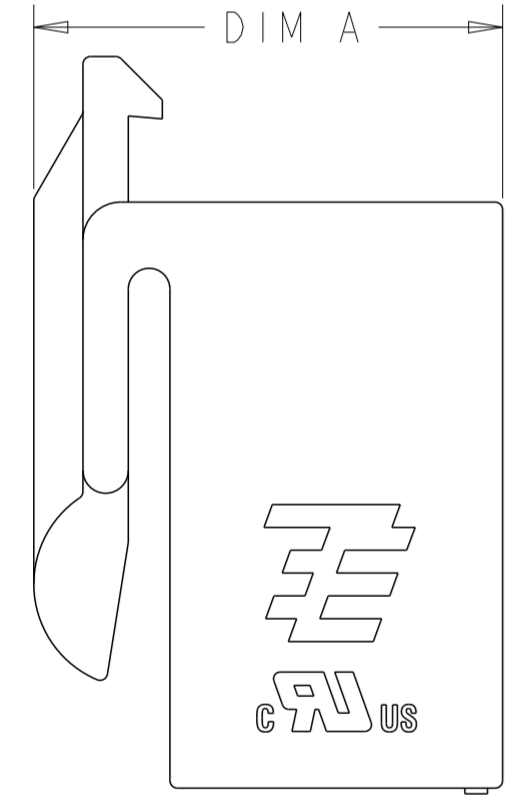
THIS DRAWING IS UNPUBLISHED. RELEASED FOR PUBLICATION 20
 © COPYRIGHT 20 BY - ALL RIGHTS RESERVED.

REVISIONS				
P	LTR	DESCRIPTION	DATE	APVD
A		REVISED PER ECR-09-011972	22OCT2009	HMR DD
AI		REVISED PER ECR-15-012862	10SEP2015	RS DD

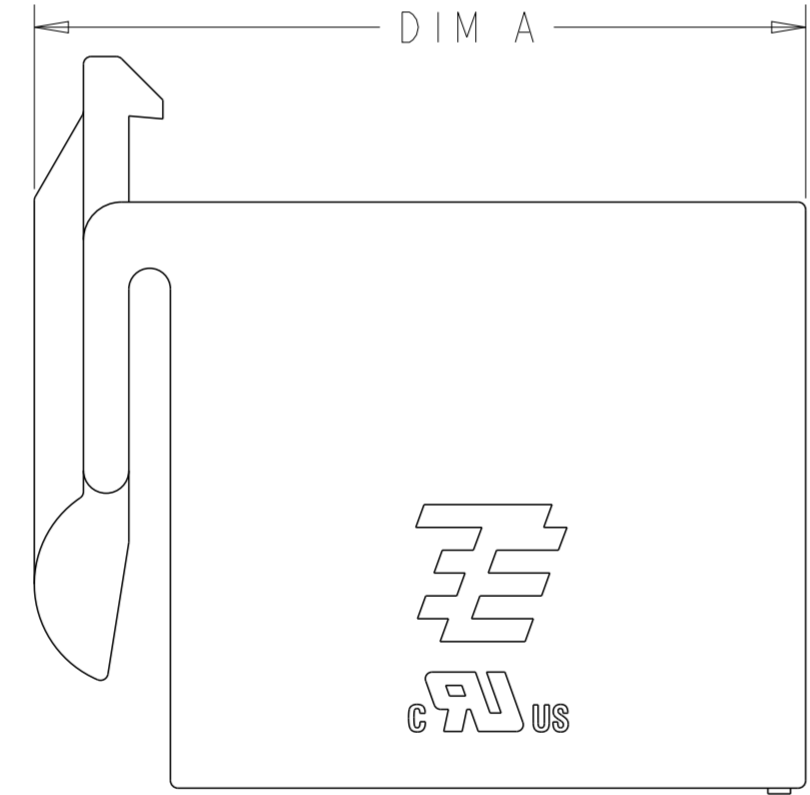


NOTES:

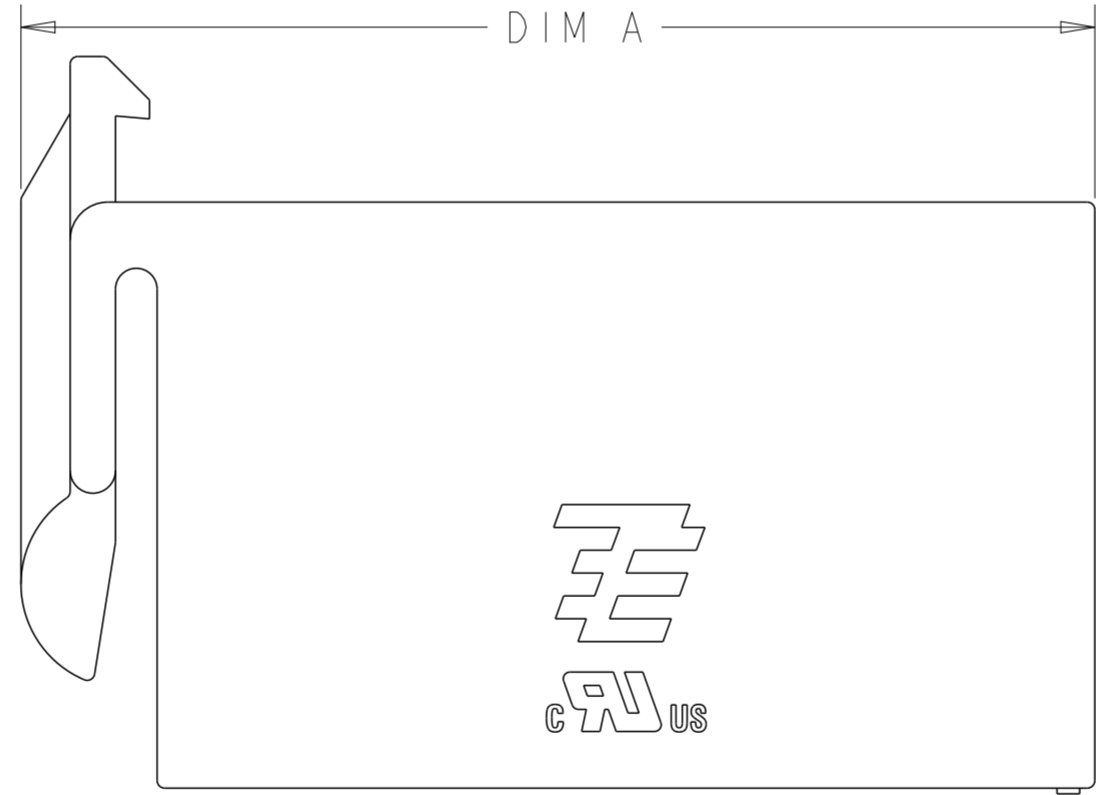
- 1. MATERIAL: PBT, UL 94-VO
- 2. RECOMMENDED TE CONTACT P/N'S 2058301-X, 2058302-X, 2213373-X AND 2213374-X.



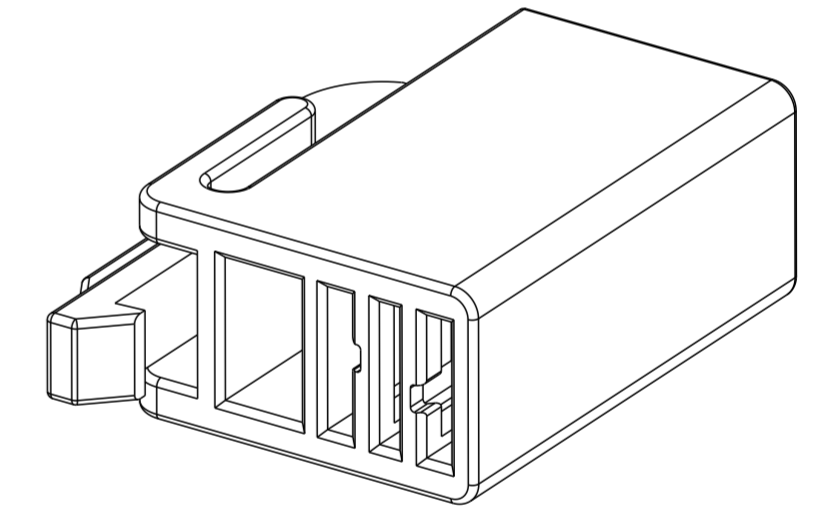
2058299-1/
1-2058299-1



2058299-2/
1-2058299-2



2058299-3/
1-2058299-3



2058299-1/
1-2058299-1
SHOWN

POSITION	COLOR	DIM A	PART NO.
6	BLACK	28.40	1-2058299-3
4	BLACK	20.40	1-2058299-2
2	BLACK	12.40	1-2058299-1
6	NATURAL	28.40	2058299-3
4	NATURAL	20.40	2058299-2
2	NATURAL	12.40	2058299-1

THIS DRAWING IS A CONTROLLED DOCUMENT.		DWN S FISHER 07MAY2008	TE Connectivity	
		CHK R NARANG 07MAY2008		
DIMENSIONS: mm [INCH]	TOLERANCES UNLESS OTHERWISE SPECIFIED:	APVD -	NAME HOUSING WIRE TO BOARD CONNECTOR	
	0 PLC ±	PRODUCT SPEC 108-2387	SIZE A2	
	1 PLC ±	APPLICATION SPEC 114-13252	CAGE CODE 00779	DRAWING NO C-2058299
MATERIAL	2 PLC ±0.13	WEIGHT -	RESTRICTED TO -	
	3 PLC ±	Customer Drawing	SCALE 5:1	SHEET 1 OF 1
	4 PLC ±		REV AI	
	ANGLES ±			
	FINISH ±			

Mouser Electronics

Authorized Distributor

Click to View Pricing, Inventory, Delivery & Lifecycle Information:

[TE Connectivity:](#)

[1-2058299-2](#)