

THIS DRAWING IS UNPUBLISHED.

RELEASED FOR PUBLICATION

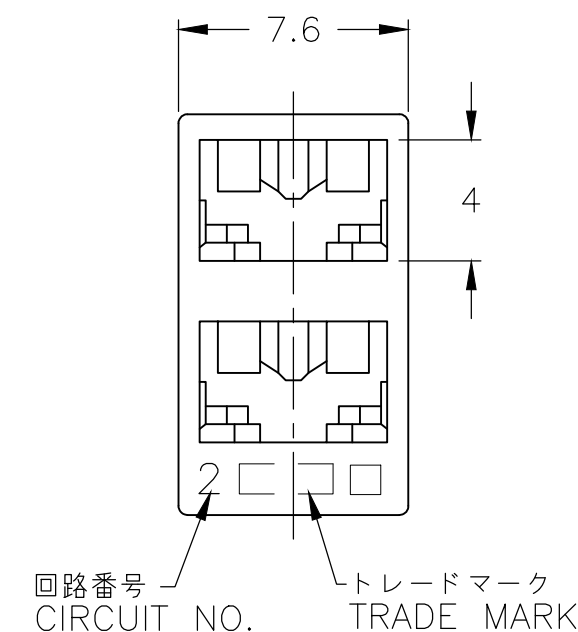
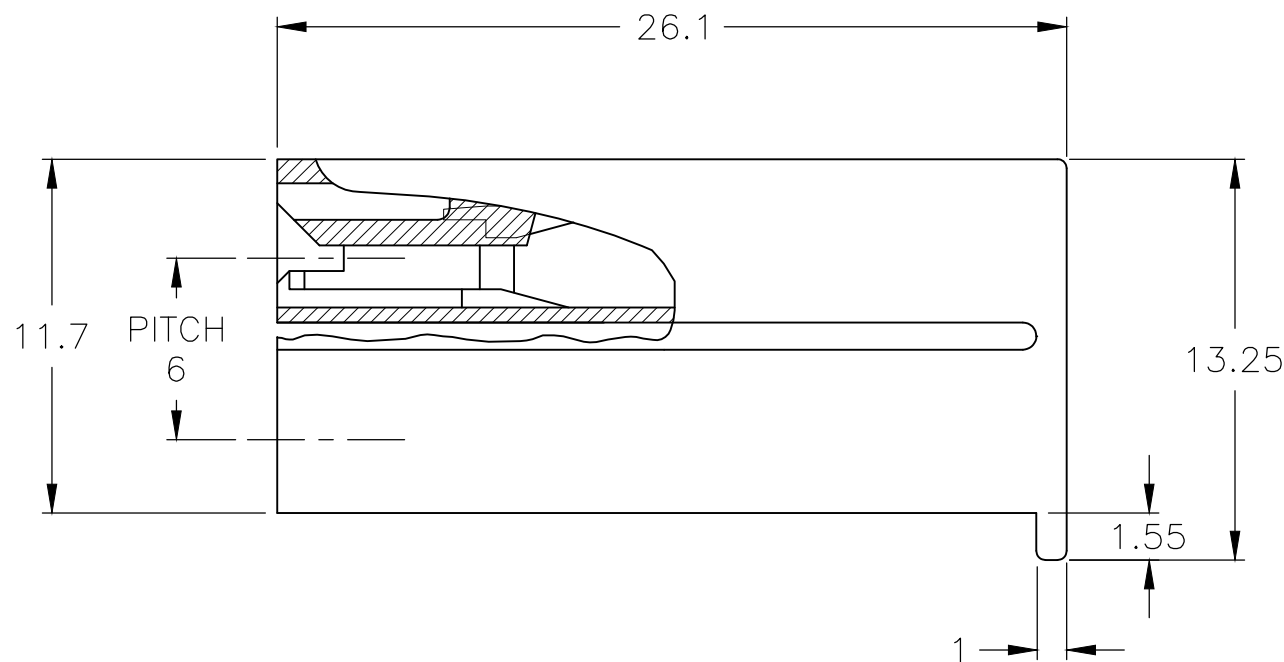
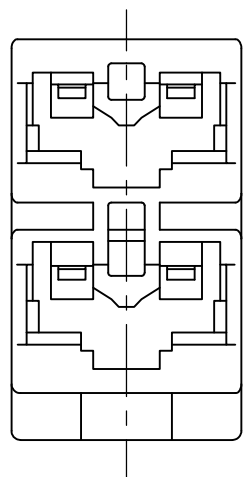
ALL RIGHTS RESERVED.

© COPYRIGHT - By -

REVISIONS

変更

P	LTR	DESCRIPTION	DATE	DWN	APVD
	E5	REVISED PER ECR-19-002938	22FEB2019	BH	E.W



1 APPLICABLE CONTACT P/N : 170324-X,170325-X,170326-X

2 APPLICABLE MATING PART : LEAD SWITCH (2POS)

3 SEE DWG NO. CP80-25075 FOR APPLICABLE TAB DIMENSIONS.

△4 MATERIAL : 6/6 NYLON (UL94V-2)

△5 MATERIAL : 6/6 NYLON (UL94V-0)

△6 MATERIAL : 6/6 NYLON GLASS FILLED (UL94V-0)

△7 OBSOLETE : 1-172210-5, 172210-5

△8 MATERIAL : PA66, UL94 V-0, GWIT 775°C

△9 PARTS MAY APPEAR MEDIUM COLORED TO LIGHT COLORED AND EXHIBIT A MARBLING EFFECT.

		1-172210-7	172210-7	赤色 RED
		1-172210-2	172210-2	黒色 BLACK
3-172210-6	2-172210-6	1-172210-6	172210-6	青色 BLUE
		1-172210-5	172210-5	緑色 GREEN
		1-172210-4	172210-4	黄色 YELLOW
	2-172210-1	1-172210-1	172210-1	自然色 NATURAL
△8 △9	△6	△5	△4	色調 COLOR

THIS DRAWING IS A CONTROLLED DOCUMENT.		DWN J.SATO 26MAR2008	STE TE Connectivity		
DIMENSIONS: 単位: 耗 mm		CHK S.MANABE 28MAR2008			
TOLERANCES UNLESS OTHERWISE SPECIFIED: 一般公差		APVD S.MANABE 28MAR2008	NAME 名称 187 SERIES 2POS POSITIVE LOCK (MARK-II) HOUSING		
0 PLC ± 1 PLC ±0.4 2 PLC ±- 3 PLC ± 4 PLC ± ANGLES ±		PRODUCT SPEC 製品規格 108-5126	DRAWING NO 番号 A300779 C-172210		
MATERIAL 材料 SEE NOTE		FINISH 仕上	APPLICATION SPEC 取付適用規格	SIZE A3	CAGE CODE 00779
		WEIGHT	RESTRICTED TO -		SCALE 尺度 4:1
		CUSTOMER DRAWING		SHEET 1 OF 1	REV E5

Mouser Electronics

Authorized Distributor

Click to View Pricing, Inventory, Delivery & Lifecycle Information:

[TE Connectivity:](#)

[1-172210-1](#)