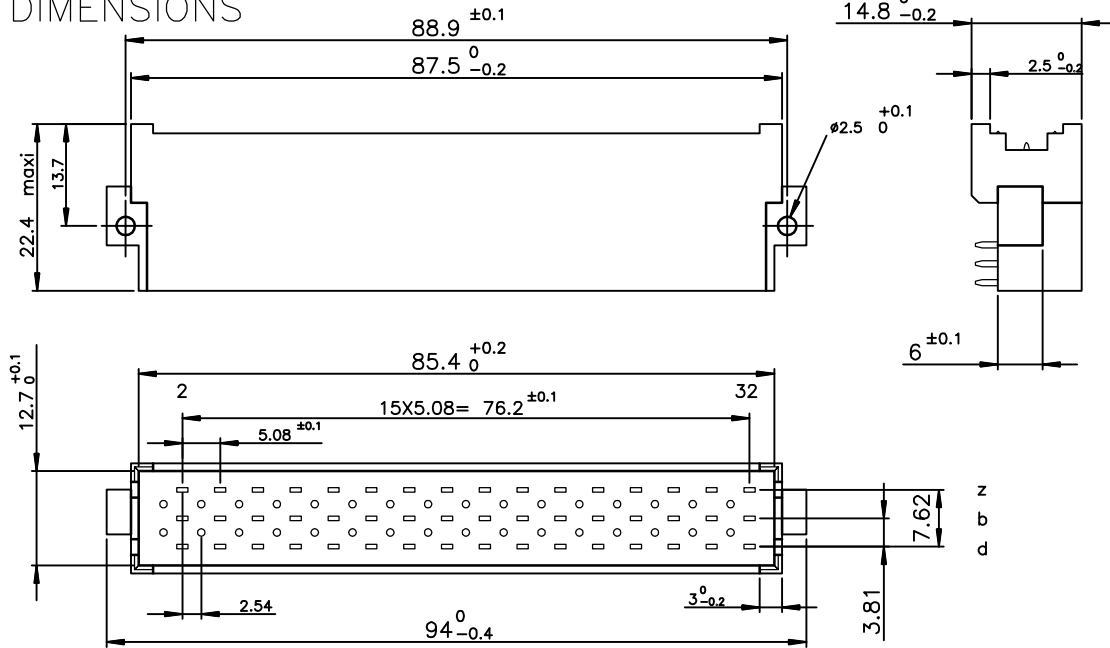


DIMENSIONS



ELECTRICAL DATA

- Current at AMB. 5.5 A at 20° / 4 A at 70°
- Contact resistance ≤15mΩ according to DIN 41640 Teil 4 test 2a
- Insulation resistance ≥10⁶ MΩ according to DIN 41640 teil 7 test 3a according to DIN 41640 teil 21
- TEST VOLTAGE contact/contact 1550 V
- contact/ground 2500 V

MECHANICAL DATA

- Insertion force ≤75N
- Mechanical endurance 400 matings unmatings according to DIN41640 teil 21
- Material insulator Thermoplastic UL94V0
- Material contacts Copper alloy
- Finishing contact surface Gold over nickel Lead Free
- Finishing termination Lead Free
- Schock ≤30mΩ according to DIN 41640 Teil 14 test 6c
- Vibration 10-500Hz/5g according to DIN 41640 Teil 15

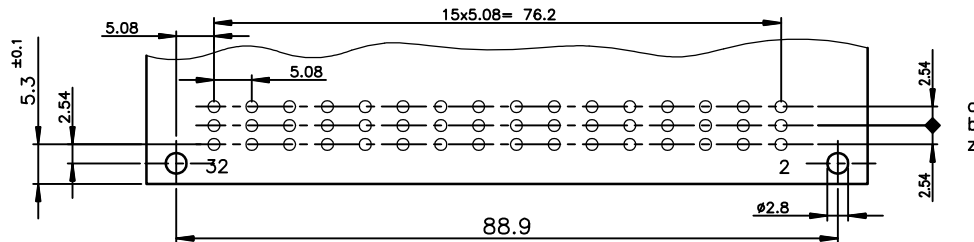
ENVIRONMENTAL DATA

- Climatic category According to DIN 41612 - class 2
- Corrosion According to DIN 41612 - class 2

FMLB CT IN POSITION: z32

PERFORMANCES AS PER DIN 41612 STYLE F CLASS 2

P.C. CARD DRILLING

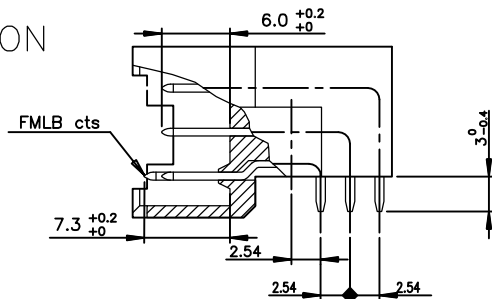


NOTE RoHS INFORMATION

- The "LF" products meet European Union Directives and other country regulations as described in GS-22-008.
- The housing will withstand exposure to 260°C peak temperature for 3.5 seconds in a wave solder application with a 1.6mm minimum thick circuit board.
- For the right angled versions, like the current leaded versions, it's recommended to use high temperature adhesive or metallic device, to protect the nearest plastic part in contact with of the solder wave, to avoid any visual plastic deterioration.

LEAD-FREE PART-NUMBER
5159009486354611LF

TERMINATION



European Views

www.fciconnect.com		surface ISO 1302 ✓	tolerance std ISO 406 ISO 1101	projection mm
TOLERANCES UNLESS OTHERWISE SPECIFIED				
Dr S.JOUBERT 1997/01/30	Eng L.GOISNARD 1997/01/30	Chr P.LEGARE 1997/01/30	Appr P.LEGARE 1997/01/30	Product family DIN POWER 5159
ANGULAR	LINEAR	0.X ±0.1	0.XX ±0.1	0.XXX ±0.1
0.XX ±2'				
size A3	Scale 1.5	ECN F12-0053	Spec ref -	
FCJ title MALE CONNECTOR 3 ROW 48 CTS & 1 FMLB CT catalog no -		dwg no C01-5159-0043 Rev. G		sheet 1 of 1

rev	ecn no	dr	date
A	-	SJO	1997/01/30
B	LS06-0019	LGO	2006/04/10
C	LS06-0097	LGO	2006/07/26
D	LS07-0213	LGO	2007/08/17
E	LS07-0288	LGO	2007/11/19
F	F10-0214	APA	2010/10/01
G	F12-0053	APA	2012/05/07



Copyright FCJ.

Mouser Electronics

Authorized Distributor

Click to View Pricing, Inventory, Delivery & Lifecycle Information:

[FCI / Amphenol:](#)

[5159009486354611LF](#)