

# Proximity Inductive Sensors Extended Range, Nickel-Plated Brass Housing Types ICB, M30

CARLO GAVAZZI



- Sensing distance: 15 to 22 mm
- Flush or non-flush types
- Short or long body versions
- Rated operational voltage ( $U_b$ ): 10 - 36 VDC
- Output: DC 200 mA, NPN or PNP
- Normally open or Normally closed
- LED indication for output ON, short-circuit and overload
- Protection: reverse polarity, short circuit, transients
- Cable or M12 plug versions
- According to IEC 60947-5-2
- Laser engraved on front cap, permanently legible
- CSA certified for Hazardous Locations



## Product Description

A family of inductive proximity switches in industrial standard nickel-plated brass housings. They are able to handle applications where high sensing range is requested.

Output is open collector NPN or PNP transistors.

## Ordering Key

**ICB30S30F15NOM1**

Type	_____
Housing style	_____
Housing material	_____
Housing size	_____
Housing length	_____
Thread length	_____
Detection principle	_____
Sensing distance	_____
Output type	_____
Output configuration	_____
Connection	_____

## Type Selection

Connection	Body style	Rated operating distance $S_n$	Ordering no. NPN, Normally open	Ordering no. PNP, Normally open	Ordering no. NPN, Normally closed	Ordering no. PNP, Normally closed
Cable	Short	15 mm <sup>1)</sup>	ICB30S30F15NO	ICB30S30F15PO	ICB30S30F15NC	ICB30S30F15PC
Cable	Short	22 mm <sup>2)</sup>	ICB30S30N22NO	ICB30S30N22PO	ICB30S30N22NC	ICB30S30N22PC
Plug	Short	15 mm <sup>1)</sup>	ICB30S30F15NOM1	ICB30S30F15POM1	ICB30S30F15NCM1	ICB30S30F15PCM1
Plug	Short	22 mm <sup>2)</sup>	ICB30S30N22NOM1	ICB30S30N22POM1	ICB30S30N22NCM1	ICB30S30N22PCM1
Cable	Long	15 mm <sup>1)</sup>	ICB30L50F15NO	ICB30L50F15PO	ICB30L50F15NC	ICB30L50F15PC
Cable	Long	22 mm <sup>2)</sup>	ICB30L50N22NO	ICB30L50N22PO	ICB30L50N22NC	ICB30L50N22PC
Plug	Long	15 mm <sup>1)</sup>	ICB30L50F15NOM1	ICB30L50F15POM1	ICB30L50F15NCM1	ICB30L50F15PCM1
Plug	Long	22 mm <sup>2)</sup>	ICB30L50N22NOM1	ICB30L50N22POM1	ICB30L50N22NCM1	ICB30L50N22PCM1

<sup>1)</sup> For flush mounting in metal

<sup>2)</sup> For non-flush mounting in metal

## Specifications

Rated operational voltage ( $U_b$ )	10 to 36 VDC (ripple incl.)	Indication for output ON	Activated LED, yellow NO version Target present NC version Target not present
Ripple	≤ 10%	Indication for short circuit/ overload	LED blinking (f = 2 Hz)
Output current ( $I_a$ )	≤ 200 mA @ 50°C (≤ 150 mA @ 50-70°C)	Assured operating sensing distance ( $S_a$ )	$0 \leq S_a \leq 0.81 \times S_n$
OFF-state current ( $I_r$ )	≤ 50 $\mu$ A	Effective operating distance ( $S_r$ )	$0.9 \times S_n \leq S_r \leq 1.1 \times S_n$
No load supply current ( $I_0$ )	≤ 15 mA	Usable operating distance ( $S_u$ )	$0.85 \times S_r \leq S_u \leq 1.1 \times S_r$
Voltage drop ( $U_d$ )	Max. 2.5 VDC @ 200 mA	Repeat accuracy (R)	≤ 5%
Protection	Reverse polarity, short-circuit, transients	Differential travel (H) (Hysteresis)	1 to 20% of sensing dist.
Voltage transient	1 kV/0.5 J		
Power ON delay ( $t_v$ )	300 ms		
Operating frequency (f)	≤ 1000 Hz		

## Specifications (cont.)

<b>Ambient temperature</b>	
Operating	
Cable	-25° to +70°C (-13° to +158°F)
Plug	-40° to +70°C (-40° to +158°F)
Storage	-40° to +80°C (-40° to +176°F)
<b>Shock and vibration</b>	IEC 60947-5-2/7.4
<b>Housing material</b>	
Body	Nickel-plated brass
Front cap	Grey thermoplastic polyester
<b>Connection</b>	
Cable	Ø5.2 x 2 m, 3 x 0.34 mm <sup>2</sup> , grey PVC, oil proof
Plug	M12 x 1
<b>Degree of protection</b>	IP 67
<b>Weight (cable/nuts included)</b>	
ICB30 S	Max. 185 g
ICB30 L	Max. 195 g
<b>Dimensions</b>	See diagrams below
<b>Tightening torque</b>	25 Nm
<b>Approvals</b>	cULus (UL508)

## Approvals (cont.)

**cCSAus**

Note: The terminal connector (version ...M1) was not evaluated. The suitability of the terminal connector should be determined in the end-use application.

As Process Control Equipment for Hazardous Locations.

- Class I, Division 2, Groups A, B, C and D.
- T5 up to 150 mA, T4A for a load current > 150 mA and up to 200 mA, Enclosure Type 4.

Ambient temperature  
Ta: -25° to +60°C.

CCC is not required for products with a maximum operating voltage of ≤ 36 V

## EMC protection

IEC 61000-4-2 (ESD)

IEC 61000-4-3  
IEC 61000-4-4  
IEC 61000-4-6  
IEC 61000-4-8

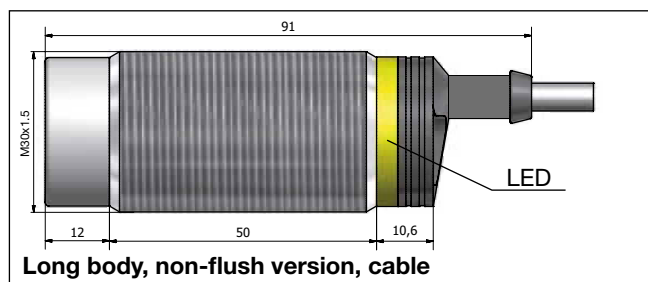
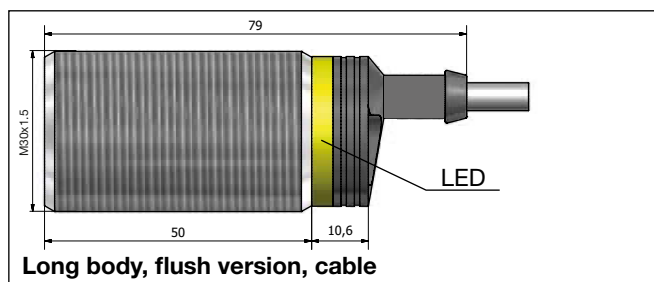
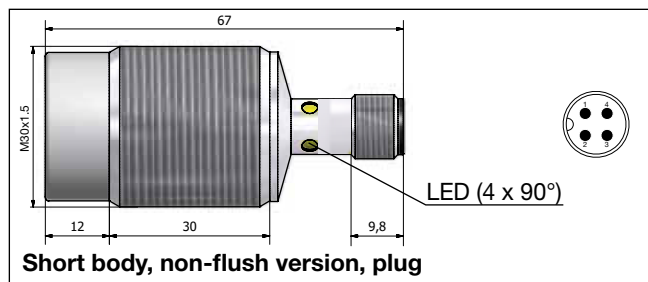
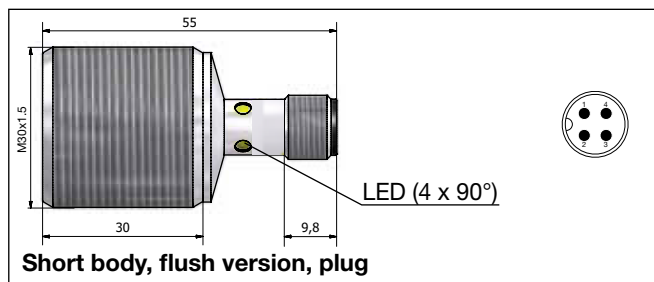
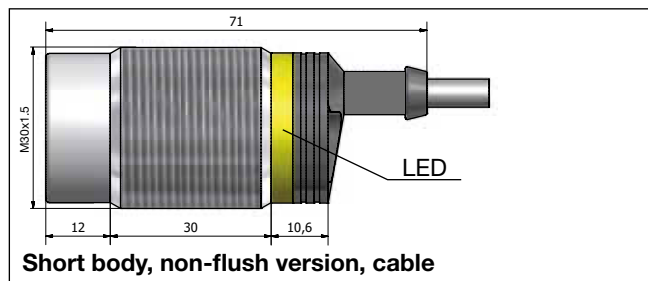
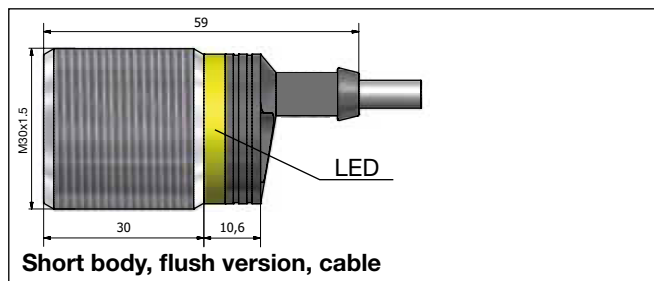
According to IEC 60947-5-2

8 kV air discharge,  
4 kV contact discharge  
12 V/m  
4 kV  
10 V  
30 A/m

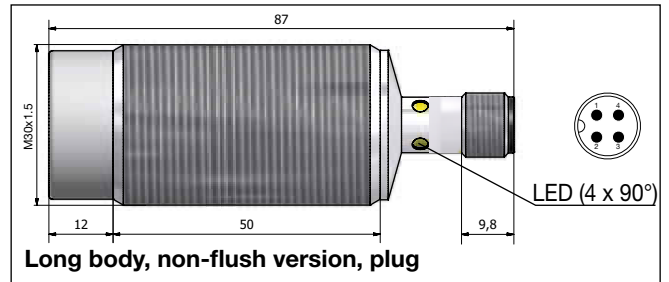
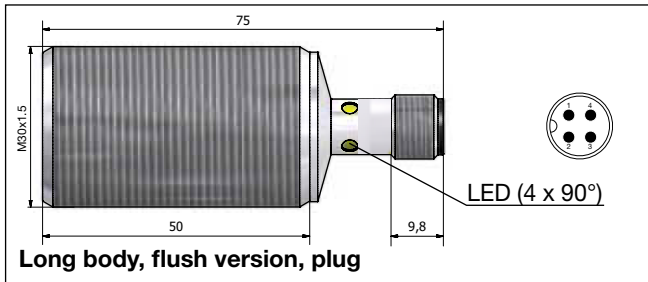
## MTTF<sub>d</sub>

850 years @ 50°C (122°F)

## Dimensions (mm)

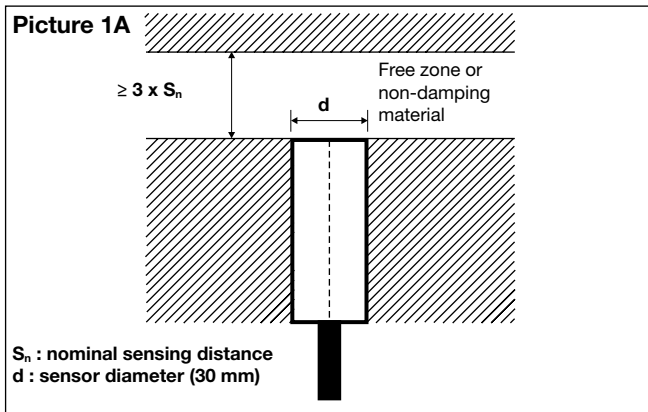


## Dimensions (mm) (cont.)

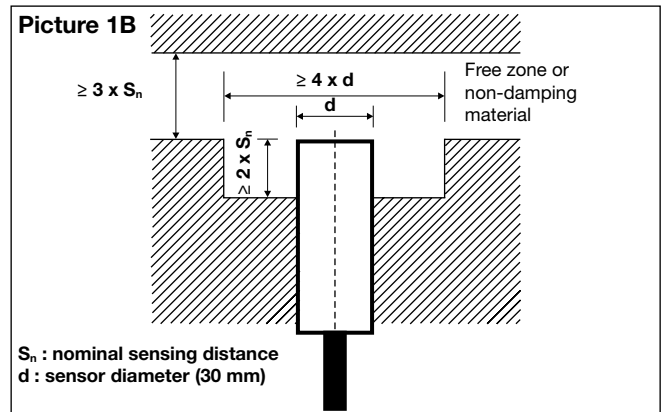


## Installation

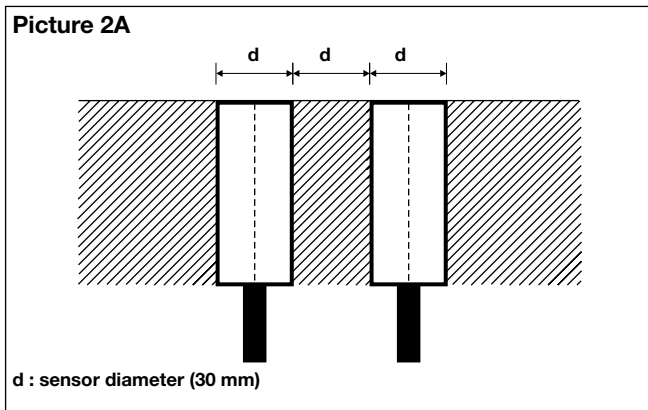
Flush sensor, when installed in damping material, must be according to Picture 1A.



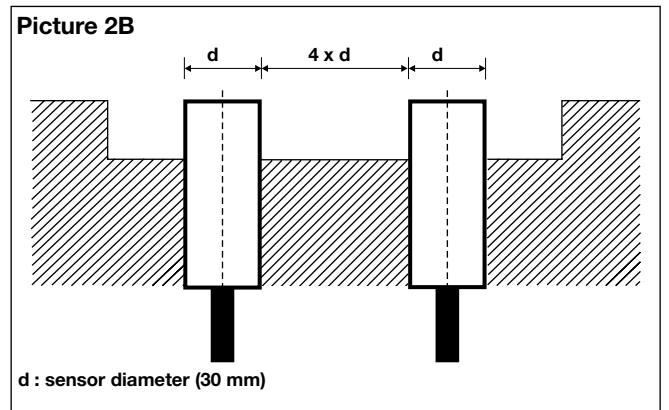
Non-flush sensor, when installed in damping material, must be according to Picture 1B.



Flush sensors, when installed together in damping material, must be according to Picture 2A.



Non-flush sensors, when installed together in damping material, must be according to Picture 2B.

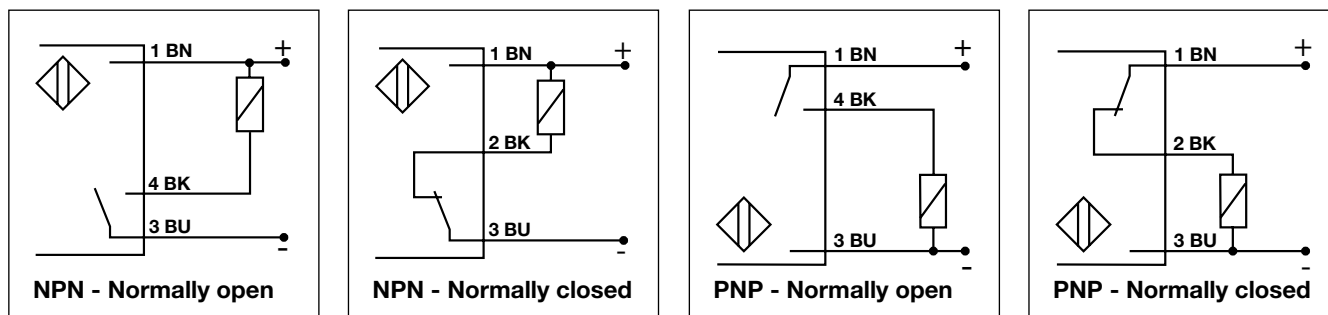


For sensors installed opposite each other, a minimum space of  $6 \times S_n$  (the nominal sensing distance) must be observed (See Picture 3).





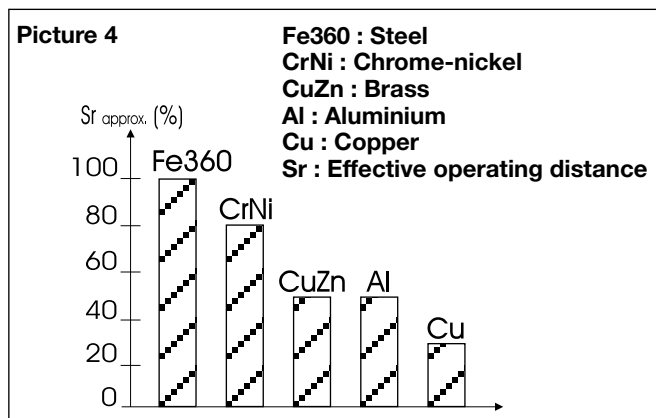
## Wiring Diagram



## Reduction Factors

The rated operating distance is reduced by the use of metals and alloys other than Fe360.

The most important reduction factors for inductive proximity sensors are shown in Picture 4.



## Accessories for Plug Versions

3-wire angled connector, 2 m cable	<b>CONM13NF-A2</b>
3-wire angled connector, 5 m cable	<b>CONM13NF-A5</b>
3-wire angled connector, 10 m cable	<b>CONM13NF-A10</b>
3-wire straight connector, 2 m cable	<b>CONM13NF-S2</b>
3-wire straight connector, 5 m cable	<b>CONM13NF-S5</b>

**For any additional information or different options, please refer to the "General Accessories" datasheets.**

## Delivery Contents

- Inductive proximity switch ICB.
- 2 nuts NPB
- Packaging: plastic bag

# Mouser Electronics

Authorized Distributor

Click to View Pricing, Inventory, Delivery & Lifecycle Information:

## Carlo Gavazzi:

[ICB30L50N22NCM1](#) [ICB30L50F15PC](#) [ICB30S30N22POM1](#) [ICB30L50F15PCM1](#) [ICB30S30N22PO](#)  
[ICB30L50F15NC](#) [ICB30S30F15NC](#) [ICB30L50N22NOM1](#) [ICB30S30N22NC](#) [ICB30S30N22NCM1](#)  
[ICB30S30F15NOM1](#) [ICB30L50N22PCM1](#) [ICB30S30F15PCM1](#) [ICB30L50F15POM1](#) [ICB30S30N22PC](#)  
[ICB30S30N22PCM1](#) [ICB30L50F15NCM1](#) [ICB30S30F15NO](#) [ICB30L50N22NO](#) [ICB30L50F15NOM1](#) [ICB30L50F15NO](#)  
[ICB30L50N22NC](#) [ICB30S30F15POM1](#) [ICB30S30N22NOM1](#) [ICB30L50N22PC](#) [ICB30S30F15PC](#) [ICB30L50N22PO](#)  
[ICB30S30N22NO](#) [ICB30L50N22POM1](#) [ICB30S30F15NCM1](#) [ICB30L50F15PO](#) [ICB30S30F15PO](#)