




MB4F-08~MB10F-08

SINGE PHASE 0.8AMP GLASS PASSIVATED BRIDGE RECTIFIERS

VOLTAGE 400~1000 Volt **CURRENT** 0.8 Amper

 Recognized File #E111753

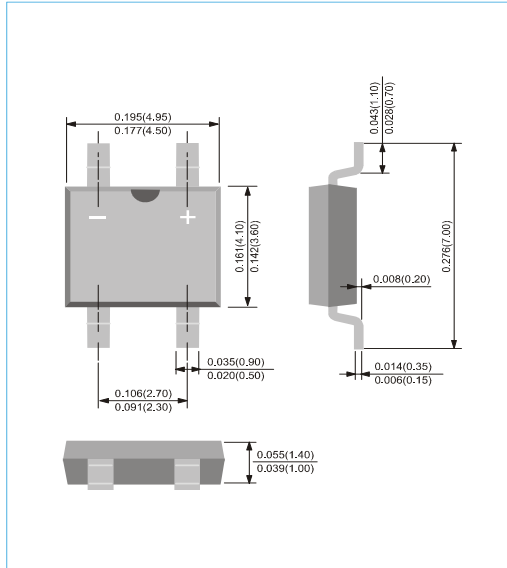
FEATURES

- Ideal for printed circuit board
- Reliable low cost construction utilizing molded plastic technique results in inexpensive product
- High surge current capability
- Small size simple intallation
- Lead free in compliance with EU RoHS 2011/65/EU directive
- Green molding compound as per IEC61249 Std. . (Halogen Free)

MECHANICAL DATA

- Case : MBF, Plastic
- Terminals : Solderable per MIL-STD-750, Method 2026
- Polarity : As Marked on case
- Approx weight : 0.00289 ounces, 0.0818 grams

MBF Unit : inch(mm)



MAXIMUM RATINGS AND ELECTRICAL CHARACTERISTICS

PARAMETER	SYMBOL	MB4F-08	MB6F-08	MB8F-08	MB10F-08	UNIT
Maximum Recurrent Peak Reverse Voltage	V_{RRM}	400	600	800	1000	V
Maximum RMS Voltage	V_{RMS}	280	420	560	700	V
Maximum DC Blocking Voltage	V_{DC}	400	600	800	1000	V
Maximum Average Rectified Forward Current per diode	$I_{F(AV)}$	0.8				A
Peak Forward Surge Current : 8.3ms single half-sine-wave superimposed on rated load per diode	I_{FSM}	30				A
I^2t Rating for fusing ($t < 8.3ms$)	I^2t	3.735				A ² S
Maximum Forward Voltage at 0.8A	V_F	1				V
Maximum DC Reverse Current at $T_J = 25^\circ C$	I_R	5				μA
Typical Junction Capacitance ($V_R = 4V, f = 1MHz$)	C_J	15				pF
Typical Thermal Resistance per diode	(Note 1) $R_{\theta JC}$ (Note 2) $R_{\theta JA}$	25 138				$^\circ C/W$
Operating Junction Temperature Range	T_J	-55 to +150				$^\circ C$
Storage Temperature Range	T_{STG}	-55 to +150				$^\circ C$

Note:1.Mounted on a FR4 PCB, single-sided copper, with 100cm² copper pad area

2.Mounted on a FR4 PCB, single-sided copper, mini pad.



MB4F-08~MB10F-08

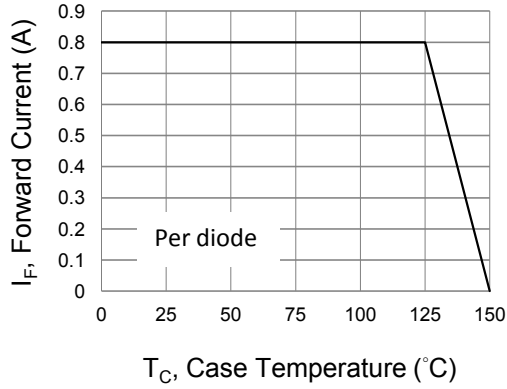


Fig.1 Forward Current Derating Curve

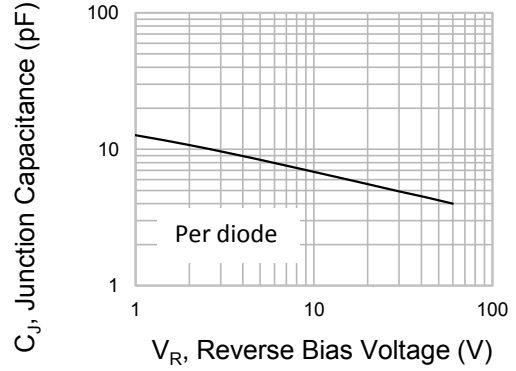


Fig.2 Typical Junction Capacitance

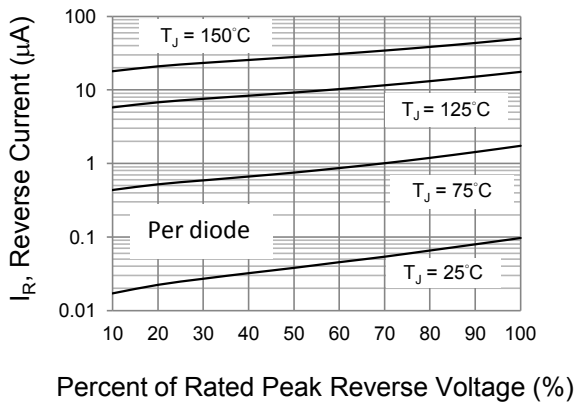


Fig.3 Typical Reverse Characteristics

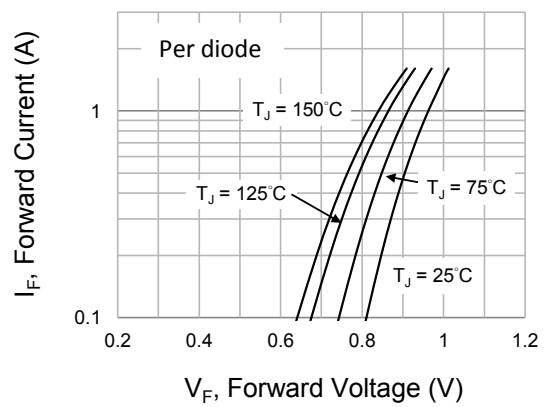
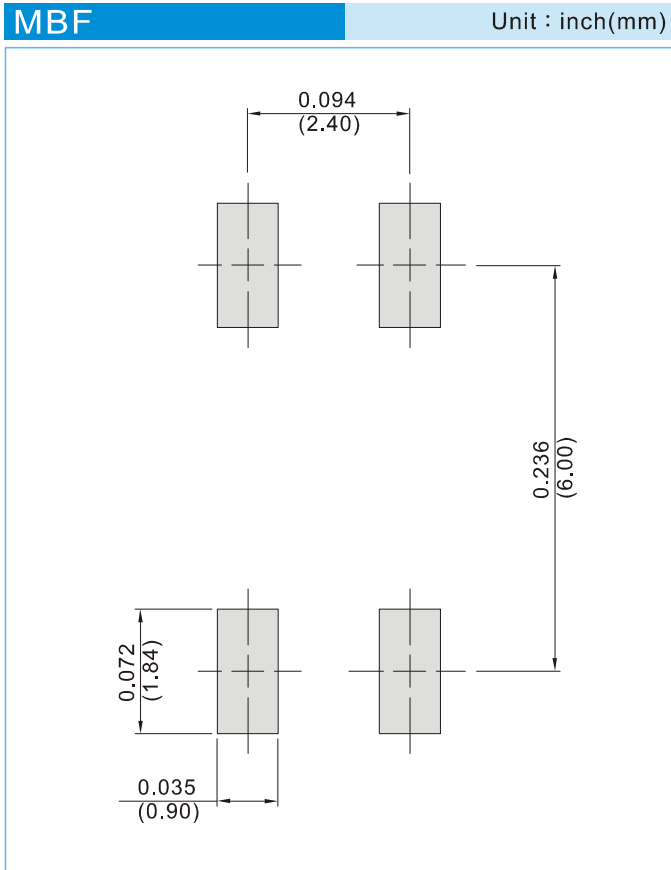


Fig.4 Typical Forward Characteristics



MB4F-08~MB10F-08

MOUNTING PAD LAYOUT



ORDER INFORMATION

- Packing information
T/R - 5K per 13" plastic Reel



MB4F-08~MB10F-08

PART NO PACKING CODE VERSION

Part No Packing Code	Package Type	Packing Type	Marking	Version
MB4F-08_R2_00001	MBF	5K pcs / 13" reel	MB4F	Halogen free
MB6F-08_R2_00001	MBF	5K pcs / 13" reel	MB6F	Halogen free
MB8F-08_R2_00001	MBF	5K pcs / 13" reel	MB8F	Halogen free
MB10F-08_R2_00001	MBF	5K pcs / 13" reel	MB10F	Halogen free

For example :

RB500V-40_R2_00001



Packing Code XX				Version Code XXXXX		
Packing type	1 st Code	Packing size code	2 nd Code	HF or RoHS	1 st Code	2 nd ~5 th Code
Tape and Ammunition Box (T/B)	A	N/A	0	HF	0	serial number
Tape and Reel (T/R)	R	7"	1	RoHS	1	serial number
Bulk Packing (B/P)	B	13"	2			
Tube Packing (T/P)	T	26mm	X			
Tape and Reel (Right Oriented) (TRR)	S	52mm	Y			
Tape and Reel (Left Oriented) (TRL)	L	PANASERT T/B CATHODE UP (PBCU)	U			
FORMING	F	PANASERT T/B CATHODE DOWN (PBCD)	D			



MB4F-08~MB10F-08

Disclaimer

- Reproducing and modifying information of the document is prohibited without permission from Panjit International Inc..
- Panjit International Inc. reserves the rights to make changes of the content herein the document anytime without notification. Please refer to our website for the latest document.
- Panjit International Inc. disclaims any and all liability arising out of the application or use of any product including damages incidentally and consequentially occurred.
- Panjit International Inc. does not assume any and all implied warranties, including warranties of fitness for particular purpose, non-infringement and merchantability.
- Applications shown on the herein document are examples of standard use and operation. Customers are responsible in comprehending the suitable use in particular applications. Panjit International Inc. makes no representation or warranty that such applications will be suitable for the specified use without further testing or modification.
- The products shown herein are not designed and authorized for equipments requiring high level of reliability or relating to human life and for any applications concerning life-saving or life-sustaining, such as medical instruments, transportation equipment, aerospace machinery et cetera. Customers using or selling these products for use in such applications do so at their own risk and agree to fully indemnify Panjit International Inc. for any damages resulting from such improper use or sale.
- Since Panjit uses lot number as the tracking base, please provide the lot number for tracking when complaining.

Mouser Electronics

Authorized Distributor

Click to View Pricing, Inventory, Delivery & Lifecycle Information:

[Panjit:](#)

[MB10F-08_R2_00001](#) [MB10F-08_R2_10001](#)