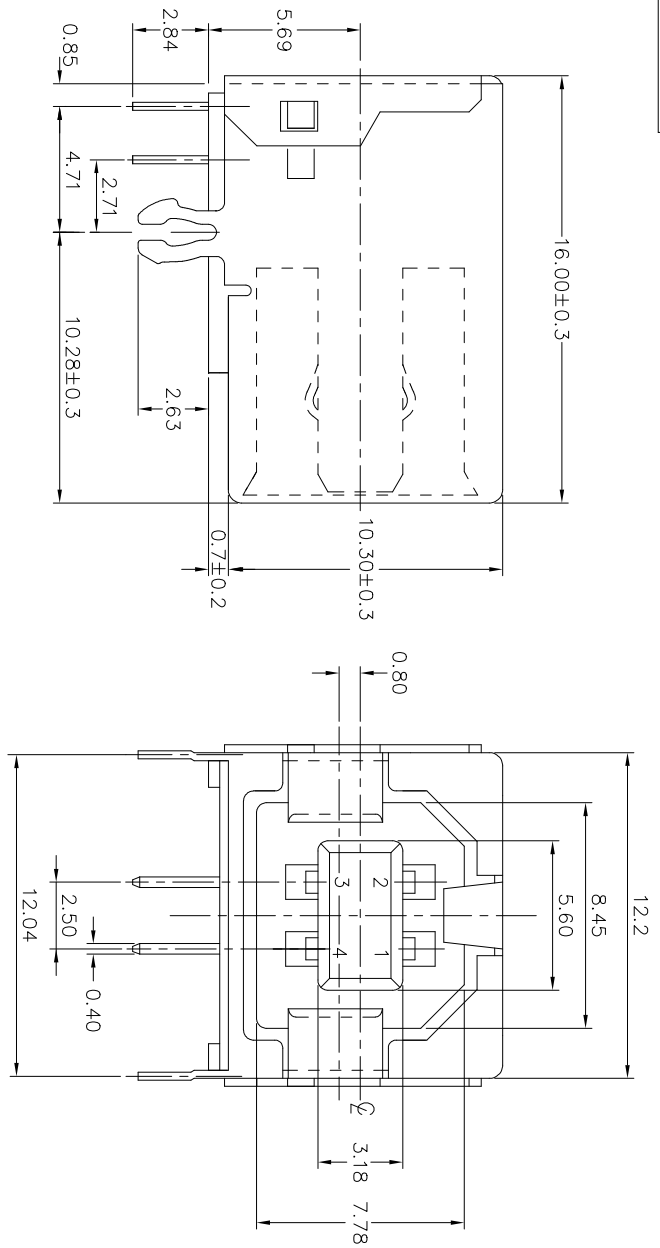
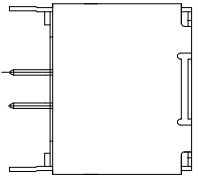


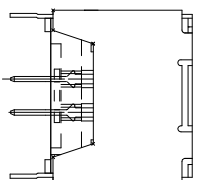
PRODUCT NO.
61729-*



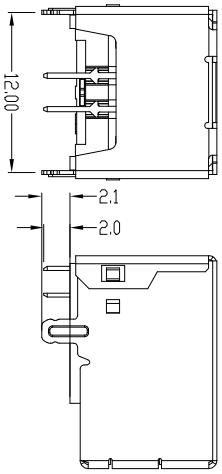
TYPE"1" FULL BACK



TYPE"2" PARTIAL BACK



TYPE"3" PARTIAL BACK WITH SHORT SOLDER TAIL AND SHELL TAIL FOR PIP PROCESS 61729-XXXQXLF



PRODUCT NUMBER CODE:

61729 - X X X X X P S LF

BASE PRODUCT NUMBER

HOUSING COLOR OPTION

0 - WHITE
1 - BLACK

HALOGEN OPTION

0 - WITH HALOGEN
1 - HF (HALOGEN FREE)

SHIELD OPTION

1 - FULL BACK
2 - PARTIAL BACK

3 - FULL BACK (SPECIAL PLATING IN ONLY)
S - FULL BACK (SPECIAL MATERIAL FOR 12,000 DURABILITY CYCLES)

P - PARTIAL BACK (SPECIAL MATERIAL FOR 12,000 DURABILITY CYCLES)

Q - PARTIAL BACK WITH SHORT TAIL FOR TYPE 3

TERMINAL PLATING OPTION

0 - 50u" NI UNDERPLATED
30u" GXT CONTACT AREA

100u" PURE TIN TAIL AREA
1 - 50u" NI UNDERPLATED
30u" GOLD OR 30u" GXT CONTACT AREA

100u" PURE TIN TAIL AREA
2 - 50u" NI UNDERPLATED
GOLD FLASH CONTACT AREA

100u" PURE TIN TAIL AREA
3 - 50u" NI UNDERPLATED
30u" GOLD CONTACT AREA

100u" PURE TIN TAIL AREA

PACKAGING OPTION

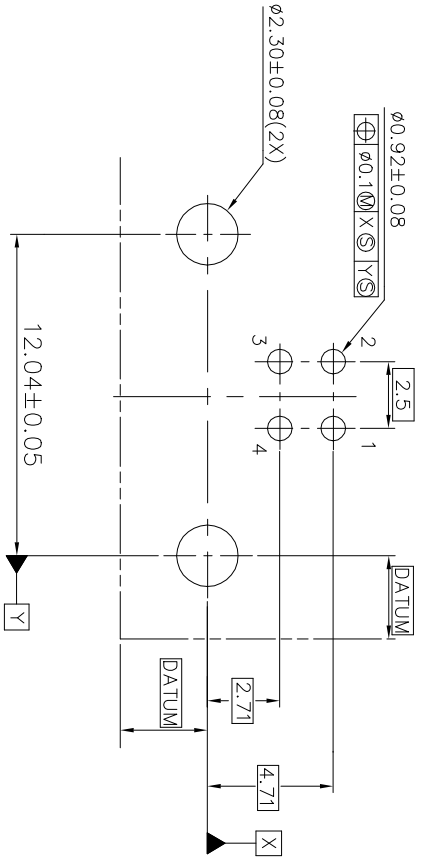
B - TUBES
R - TAPE & REEL

DATE CODE OPTION

P - WITH DATE CODE
DEFAULT: WITHOUT DATE CODE

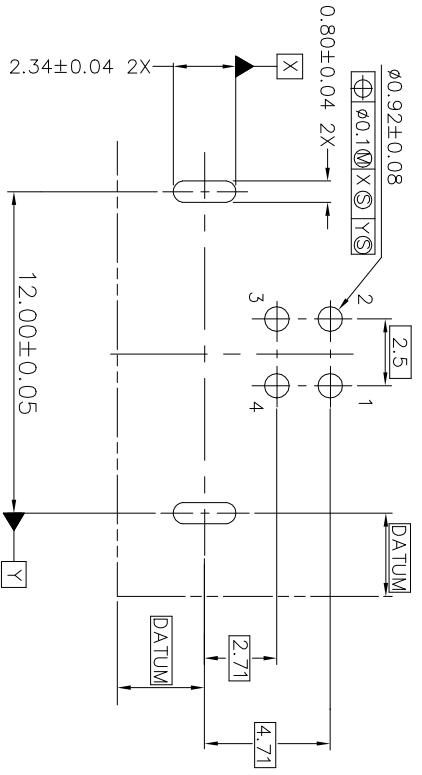
ONLY FOR PANSONIC
LEAD FREE OPTION

mat'l. code	ecn no	dr	date	surface	tolerance	projection	product family
S	N05-0242	PH	08/22/05	ISO 1302	ISO 406	ISO 1108	HPL 511 USB2.0
T	N06-0103	HB	04/15/06	tolerances unless otherwise specified	angles	mm	
U	N08-0238	RB	11/03/08	0.0±0.30	linear	0.00±0.20	USB RECEPTACLE B TYPE
V	N08-0246	RB	12/08/08	0±±2"	0.0000±0.10	scale 1:1	
W	ER-N-16533	LQ	12/17/13	eng	Yuan-Bao	02/22/19	Amphenol FCI
X	ER-N-29556	LZ	03/09/18	chr	Tim.Yao	02/26/19	61729
Y	ER-N-32780	YY	02/26/19	ppp	Tim.Yao	02/26/19	sheet 1 of 2 size A3
sheet revision							Product Customer Drawing
index							



P.C. BOARD LAYOUT

STYLE 1 APPLY FOR TYPE 1 & 2



P.C. BOARD LAYOUT

STYLE 2 APPLY FOR TYPE 3

NOTES:

1. MATERIAL:
SHIELD & CONTACTS: COPPER ALLOY
HOUSING: UL 94V-0 ,HIGH TEMPERATURE THERMOPLASTIC.
COLOR: SEE PRODUCT NUMBER CODE.
2. PLATING: SEE PRODUCT NUMBER CODE.
SHIELD: BRIGHT TIN, NICKEL UNDERPLATE(USED FOR WAVE SOLDER PROCESS),
PLATING NICKEL ONLY(USED FOR PIP PROCESS).
3. DATUMS & BASIC DIMENSIONS TO BE DETERMINED BY CUSTOMER
4. RECOMMENDED BOARD THICKNESS IS 1.57 mm (.062)
5. PACKING STANDARD GS-14-920 WILL BE APPLIED FOR LEAD FREE P/N'S
6. FOR LEAD FREE P/N, THE PRODUCT MEET EUROPEAN UNION DIRECTIVES AND OTHER COUNTRY REGULATION AS DESCRIBED IN GS-22-008
7. FOR LEAD FREE P/N'S, THE HOUSING WILL WITHSTAND EXPOSURE TO 260°C PEAK TEMPERATURE FOR 10 SECONDS IN A CONVECTION, INFRO-RED OR VAPOR PHASE REFLOW OVEN.
8. THE PART CAN BE USED FOR PIP PROCESS.



mat'l. code	surface	tolerance	projection	product family
ISO 1302	ISO 406	ISO 1101	HPL 511	USB2.0
tolerances unless otherwise specified	0.04±0.30	0.00±0.20	title	
angles	0.00±0.20	0.000±0.10	USB RECEPTACLE B TYPE	
0±2°	mm	scale 1:1	dwg no	sheet 2 of 2
dr	Lawrence,Zang	02/26/19	61729	size
enq	Lawrence,Zang	02/26/19	A3	
chr	Tim,Yao	02/26/19		
qppd	Tim,Yao	02/26/19		
sheet index	revision		type	Product Customer Drawing

Mouser Electronics

Authorized Distributor

Click to View Pricing, Inventory, Delivery & Lifecycle Information:

[FCI / Amphenol:](#)

[61729-0010BLF](#) [61729-1010BLF](#)