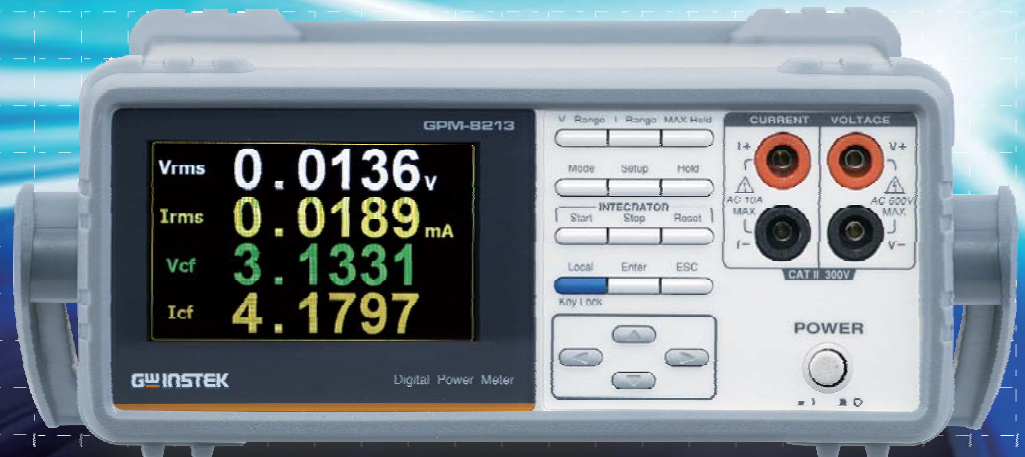


Time to Check Consumption



GPM-8213

Digital Power Meter



- 4" TFT LCD
- Basic Accuracy : +/- (0.1% of reading + 0.1% of range)
- Two Data Display Modes
 - Standard Display : Displaying Two Major Measurement Items + Six Minor Measurement Items
 - Simple Display : Displaying Test Data of Four Different Measurement Items
- Met the Requirement of IEC 62301 Power Measurement
 - Voltage/Current Test Frequency Bandwidth : DC ~ 6kHz
 - Watt Resolution : 1mW
 - Current Resolution : 0.1μA
 - Current/Voltage Measurements Reach CF=3 for Distorted Wave and CF=6 for Half Range
 - W-h Power vs Time/A-h Current vs Time Integration Function
 - Total Harmonic Distortion Measurement
- Front Panel Test Terminal
- Standard Interfaces : RS-232C, USB Device, LAN
- Optional Test Fixture : GPM-001



SPECIFICATIONS

MEASUREMENT CHARACTERISTICS		
INPUT		
ITEM RATING VOLTAGE RATING CURRENT IMPEDANCE(50/60Hz)	Voltage Current Current	Range 600 Vrms 20 Arms 2.4 MΩ 5mA~200mA:500 mΩ 0.5A~20A:5 mΩ 700 Vrms 25 Arms 300 V
MAXIMUM VOLTAGE MAXIMUM CURRENT MAXIMUM COMMON MODE VOLTAGE LOW PASS FILTER	Cutoff frequency	500 Hz
PARAMETERS		
ITEM MEASUREMENT	Voltage Current Power Crest Factor Power Factor Frequency Angle Total Harmonic Distortion Integration	Symbol Vdc, Vrms, V+pk, V-pk Idc, Irms, I+pk, I-pk P, P+pk, P-pk, VA, Var CFV, CFI PF VHz, IHz Deg THDV, THDI Time, WP, WP+, WP-, q, q+, q-
DISPLAY DIGITS FREQUENCY BANDWIDTH AVERAGE PT RATE CT RATE DISPLAY MODE	Standard Simple	5 digits DC, 45Hz~6kHz 1, 2, 4, 8, 16, 32, 64 1 ~ 9999.999 1 ~ 9999.999 8 measurement Item 4 measurement Item
VOLTAGE		
ITEM RANGE CREST FACTOR ACCURACY	CF=3 CF=6 Effective Range DC 45Hz ≤ f ≤ 66Hz 66Hz < f ≤ 1kHz 1kHz < f ≤ 6kHz Filter(ON)	Range 15V, 30V, 60V, 150V, 300V, 600V 7.5V, 15V, 30V, 75V, 150V, 300V 3 or 6 (selectable) 1% ~ 105% of range ±(0.2% of reading+0.2% of range) ±(0.1% of reading+0.1% of range) ±(0.1% of reading+0.2% of range) ±3% of reading Add 0.3% of reading@45Hz ~ 66Hz Add ±0.03% of reading/°C
TEMPERATURE EFFECT RESIDUAL NOISE	5-18° C / 28-40° C	0.5% of range
CURRENT		
ITEM MEASUREMENT	CF=3 CF=6	Range 5mA, 10mA, 20mA, 50mA, 100mA, 200mA, 500mA, 1A, 2A, 5A, 10A, 20A 2.5mA, 5mA, 10mA, 25mA, 50mA, 100mA, 250mA, 0.5A, 1A, 2.5A, 5A, 10A 3 or 6 (selectable)
CREST FACTOR ACCURACY	Effective Range DC 45Hz ≤ f ≤ 66Hz 66Hz < f ≤ 1kHz 1kHz < f ≤ 6kHz Filter(ON)	1% ~ 105% of range ±(0.2% of reading+0.2% of range) ±(0.1% of reading+0.1% of range) ±(0.1% of reading+0.2% of range) ±3% of reading Add 0.3% of reading@45Hz ~ 66Hz
TEMPERATURE EFFECT RESIDUAL NOISE	5-18° C/28-40° C	Add ±0.03% of reading/°C 0.5% of range
POWER		
ITEM MEASUREMENT	Filter(ON) Filter(OFF)	Range 30.000 Hz~9.9999 kHz 30.000 Hz~499.99 Hz
PARAMETER EFFECTIVE RANGE ACCURACY		Voltage, Current 10%~105% of voltage input ±0.06% of reading
FREQUENCY		
ITEM MEASUREMENT	Filter(ON) Filter(OFF)	Range 30.000 Hz~9.9999 kHz 30.000 Hz~499.99 Hz
PARAMETER EFFECTIVE RANGE ACCURACY		Voltage, Current 10%~105% of voltage input ±0.06% of reading
INTEGRATION		
ITEM INTERGRATION TIME	Accuracy Range Accuracy	Range ±(voltage or current accuracy+0.1% of reading) 0 hour 00 min ~ 9999 hour 59 min ±0.01%±1second
GENERAL INFORMATION		
DISPLAY STANDARD INTERFACE POWER SOURCE POWER CONSUMPTION DIMENSION & WEIGHT		4" TFT LCD RS-232C, USB device, LAN AC 100~240 V, 50-60Hz Max. 25VA 270(W) x 110(H) x 350(D) mm, Aapprox. 2.9kg

Specifications subject to change without notice. PM-8213CD1DH

ORDERING INFORMATION

GPM-8213 with GPIB	Digital Power Meter (RS-232C/USB device/LAN/Opt.01 GPIB)
GPM-8213	Digital Power Meter (RS-232C/USB device/LAN)

ACCESSORIES


Safety Sheet x 1, Power Cord x 1, Test Lead GTL-209 x 1
CD x 1 (User manual/ USB driver)

OPTION


Opt.01 GPIB card (factory installed)

OPTION ACCESSORIES

GPM-001	Test Fixture
GTL-232	RS-232 Cable, 9-pin Female to 9-pin, null Modem for Computer
GTL-246	USB Cable, A-B type, approx. 1200mm
GTL-248	GPIB Cable, approx. 2000mm
GTL-251	GPIB-USB-HS+ (high Speed)
GRA-422	Rack Adapter Panel (19", 2U)



GPM-001 Test Fixture



GPM-001 Test Fixture(EU)

Global Headquarters
GOOD WILL INSTRUMENT CO., LTD.
No.7-1, Jhongsing Road, Tucheng Dist., New Taipei City 236, Taiwan
T +886-2-2268-0389 F +886-2-2268-0639
E-mail: marketing@goodwill.com.tw

China Subsidiary
GOOD WILL INSTRUMENT (SUZHOU) CO., LTD.
No. 521, Zhujiang Road, Snd, Suzhou Jiangsu 215011 China
T +86-512-6661-7177 F +86-512-6661-7277
E-mail: marketing@instek.com.cn

Malaysia Subsidiary
GOOD WILL INSTRUMENT (SEA) SDN. BHD.
No. 1-3-18, Elit Avenue, Jalan Mayang Pasir 3,
11950 Bayan Baru, Penang, Malaysia
T +604-6111122 F +604-6115225
E-mail: sales@goodwill.com.my

Europe Subsidiary
GOOD WILL INSTRUMENT EURO B.V.
De Run 5427A, 5504DC Veldhoven, THE NETHERLANDS
T +31(0)40-2557790 F +31(0)40-2541194

U.S.A. Subsidiary
INSTEK AMERICA CORP.
5198 Brooks Street Montclair, CA 91763, U.S.A.
T +1-909-399-3535 F +1-909-399-0819
E-mail: sales@instekamerica.com

Japan Subsidiary
TEXIO TECHNOLOGY CORPORATION.
7F Towa Fudosan Shin Yokohama Bldg., 2-18-13 Shin
Yokohama, Kohoku-ku, Yokohama, Kanagawa,
222-0033 Japan
T +81-45-620-2305 F +81-45-534-7181
E-mail: info@texio.co.jp

Korea Subsidiary
GOOD WILL INSTRUMENT KOREA CO., LTD.
Room No.503, Gyeonginro 775 (Mullae-Dong 3Ga,
Ace Hightech-City B/D 1Dong), Yeongduengpo-Gu,
Seoul 150093, Korea.
T +82-2-3439-2205 F +82-2-3439-2207
E-mail: gwinstek@gwinstek.co.kr

GW INSTEK
Simply Reliable



www.gwinstek.com



www.facebook.com/GWInstek