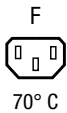


IEC Appliance Outlet F, Screw-on Mounting, Front Side, Solder Terminal



See below:

Approvals and Compliances

Description

- Panel mount Screw-on mounting from front side
- 1 Function :
- Connector , Pin temperature 70 °C , Protection class I
- Solder terminals

Weblinks

[pdf data sheet](#), [html datasheet](#), [General Product Information](#), [Approvals](#), [Distributor-Stock-Check](#), [Accessories](#), [Detailed request for product](#)

Technical Data

| | |
|-----------------------------------|---|
| Ratings IEC | 10A / 250VAC; 50Hz |
| Ratings UL/CSA | 15A / 250VAC; 60Hz |
| Dielectric Strength | > 2 kVAC between L-N > 2 kVAC between L/N-PE (1 min/50Hz) |
| Allowable Operation Temperature | -25 °C to 70 °C |
| IP-Protection | from front side IP30 acc. to IEC 60529 |
| Protection against electric shock | Suitable for appliances with protection class I acc. to IEC 61140 |
| Terminal | Solder terminals |
| Panel Thickness S | Screw: to 3mm Mounting screw torque max 0.5Nm |
| Material: Housing | Thermoplastic, black, UL 94V-0 |

Approvals and Compliances

Detailed information on product approvals, code requirements, usage instructions and detailed test conditions can be looked up in [Details about Approvals](#)

SCHURTER products are designed for use in industrial environments. They have approvals from independent testing bodies according to national and international standards. Products with specific characteristics and requirements such as required in the automotive sector according to IATF 16949, medical technology according to ISO 13485 or in the aerospace industry can be offered exclusively with customer-specific, individual agreements by SCHURTER.

Approvals





The approval mark is used by the testing authorities to certify compliance with the safety requirements placed on electronic products.

Approval Reference Type: 4787

| Approval Logo | Certificates | Certification Body | Description |
|---------------|-------------------------------|--------------------|------------------------------|
| | VDE Approvals | VDE | Certificate Number: 40030485 |
| | UL Approvals | UL | UL File Number: E96454 |

Product standards

Product standards that are referenced

| Organization | Design | Standard | Description |
|--|-----------------------|------------------|---|
|  | Designed according to | IEC 60320-1 | Appliance couplers for household and similar general purposes |
|  | Designed according to | IEC 60320-1 | Appliance couplers for household and similar general purposes |
|  | Designed according to | UL 498 | Standard for Attachment Plugs and Receptacles |
|  | Designed according to | CSA C22.2 no. 42 | General Use Receptacles, Attachment Plugs, and Similar Wiring Devices |





Application standards

Application standards where the product can be used

| Organization | Design | Standard | Description |
|--|--------------------------------|----------------|--|
|  | Designed for applications acc. | IEC/UL 62368-1 | IEC 62368-1 includes the basic requirements for safety of audio, video, information technology and office equipment. |

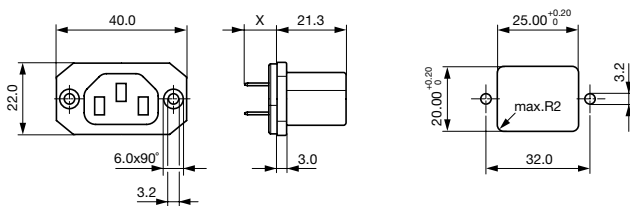
Compliances

The product complies with following Guide Lines

| Identification | Details | Initiator | Description |
|--|--|-------------|---|
|  | CE declaration of conformity | SCHURTER AG | The CE marking declares that the product complies with the applicable requirements laid down in the harmonisation of Community legislation on its affixing in accordance with EU Regulation 765/2008. |
|  | RoHS | SCHURTER AG | Directive RoHS 2011/65/EU, Amendment (EU) 2015/863 |
|  | China RoHS | SCHURTER AG | The law SJ / T 11363-2006 (China RoHS) has been in force since 1 March 2007. It is similar to the EU directive RoHS. |
|  | REACH | SCHURTER AG | On 1 June 2007, Regulation (EC) No 1907/2006 on the Registration, Evaluation, Authorization and Restriction of Chemicals 1 (abbreviated as "REACH") entered into force. |

Dimensions [mm]

4787



Solder terminals 6.3 x 0.8 mm: x = 11.2 mm

Solder terminals 4.8 x 0.8 mm: x = 9.8mm

All Variants

| Type | Panel mounting | Panel Thickness s [mm] | Terminal | Order Number |
|------|----------------|------------------------|-------------------------------|--------------|
| 4787 | Screw | - | Solder terminals 4.8 x 0.8 mm | 4787.2000 |
| 4787 | Screw | - | Solder terminals 6.3 x 0.8 mm | 4787.1000 |

 Most Popular.

Availability for all products can be searched real-time: <https://www.schurter.com/en/Stock-Check/Stock-Check-SCHURTER>

Please consider the min. required spacing between life parts and possible conductive panel

Class II products also available on request [4788]

Packaging unit 100 Pcs

Mating Inlets/Plugs

Category / Description

Appliance Inlet Overview complete



| | |
|--|--------|
| 6100-3, Mounting: Screw, Solder/Quick Connect Terminal, Appliance Inlet: IEC C14 | 6100-3 |
| 6100-4, Mounting: Snap-in, Solder/Quick Connect Terminal, Appliance Inlet: IEC C14 | 6100-4 |
| 6130, Mounting: Snap-in, Appliance Inlet, IEC C14, For PCB mounting, IP30, Meets the glow wire test acc. IEC 60335-1 edition 4, 7/7.3, Suitable for appliances with protection class I | 6130 |
| G-Stecker, Mounting: Appliance Inlet : IEC C14 Without fuse holder | 6150 |
| 6010, Mounting: Snap-in, Solder, quick-connect, screw, PCB, Appliance Inlet: IEC C14 | 6010 |
| ... | ... |

Distribution Unit Overview complete



| | |
|--|------|
| 0712-PQ, Mounting: Snap-in, Front Side, Solder terminal (4.8 x 0.8 mm), 1x Appliance Outlet: IEC F | 0712 |
| 4741, Mounting: 2x Appliance Outlet: IEC F | 4741 |
| 4747, Mounting: 4x Appliance Outlet: IEC F | 4747 |
| 4740, Mounting: 6x Appliance Outlet: IEC F | 4740 |

IEC Inlet Filter Overview complete



| | |
|---|------|
| GRF2, Mounting: Rear Side, With EMC-shield and without line filter, 10 A, Plug Connector, Appliance Inlet: IEC C14, Suitable for appliances with protection class I | GRF2 |
| 5110, Mounting: Screw, Front Side, Filter: Standard and Medical Version, Without fuse holder: 10 A, Thermoplastic Appliance Inlet: IEC C14, prewired, Suitable for appliances with protection class I | 5110 |
| KFS, Mounting: Screw, Front Side, Filter: Standard version, Without fuse holder: 10 A, Appliance Inlet: IEC C14, pre-wired | KFS |

Plug Overview complete



| | |
|--|------|
| 4732, Mounting: Power Cord, Plug: IEC E, Cable | 4732 |
| 4735, Mounting: Power Cord, Plug: IEC E, Cable | 4735 |
| 9009, Mounting: Plug: IEC E, Screw clamps | 9009 |
| 4733, Mounting: Power Cord, Plug: IEC E, Cable | 4733 |
| 4736, Mounting: Power Cord, Plug: IEC E, Cable | 4736 |
| ... | ... |

Power Entry Module Overview complete



| | |
|---|------|
| DF11, Mounting: Screw, Rocker switch: non-illuminated or illuminated 2-pole, Quick connect terminals 6.3 x 0.8 mm, Appliance Inlet: IEC C14, Without fuse holder: Suitable for appliances with protection class I or II 0 DF11, Mounting:Screw, Quick connect terminals 6.3 x 0.8 mm, Without fuse holder: Rocker switch, non-illuminated or illuminated, 2-pole, Appliance Inlet: IEC C14, 250 VAC, prewired, Suitable for appliances with protection class I or II 0 DF11, Power Entry ModuleC14, 55°C, version: L: N: ground: : fuseholder: color: design: dimension S: features: 0 DF11, Mounting: Snap-in/screw-on, Appliance Inlet: IEC C14, Without fuse holder: : black, Suitable for appliances with protection class I or II 0 DF11, Mounting: Snap-in/screw-on8 mm, Quick connect terminals 6.3 x 0.8 mm, IP40.; black, Appliance Inlet: IEC C14, Circuit Breakers TA45, A, non-illuminated, Protection Class I or II 0 DF11, Mounting: Snap-in/screw-on, mm, Without fuse holder: : IEC Suitable for appliances with protection class I or II 0 | DF11 |
| DD21, Mounting: Screw-on mounting Rear Side, Rocker switch: non-illuminated or illuminated 2-pole, additional quick connect 4.8 x 0.8 mm Appliance Inlet: IEC C14, Fuseholder: 1-/2-pole | DD21 |
| DC11, Mounting: Screw, Rocker switch: non-illuminated or illuminated 1-/2-pole, Quick connect terminals 4.8 x 0.8 mm, Appliance Inlet: IEC C14, Without fuse holder: Suitable for appliances with protection class I or II | DC11 |
| KEB2, Mounting:Screw, Quick connect terminals 4.8 x 0.8 mm, Without fuse holder: Rocker switch, non-illuminated or illuminated, 2-pole, Appliance Inlet: IEC C14, 250 VAC, prewired, Suitable for appliances with protection class I | KEB2 |
| DC21, Mounting: Screw Rear Side, Rocker switch: non-illuminated or illuminated 2-pole, Quick connect terminals 4.8 x 0.8 mm Appliance Inlet: IEC C14, Without fuse holder: | DC21 |
| ... | ... |

Category / Description

Power Entry Module with line filter Overview complete



| | |
|--|------|
| DG12, Mounting : Screw, 8 mm, 15 A, prewired, Standard and Medical Version, Appliance Inlet: IEC C14 C18, Circuit Breakers TA35: DG12, Suitable for appliances with protection class I or II | DG12 |
| DD14, Mounting: Screw-on mounting, Front Side, Filter, Standard and Medical Version, Fuseholder:1-/2-pole, 10 A, Rocker switch: 2-pole, non-illuminated Appliance Inlet: IEC C14, prewired | DD14 |
| KFB1, Mounting: Screw, Front Side, Filter: Standard version, Without fuse holder: 10 A, Rocker switch: 1-pole, Appliance Inlet: IEC C14, prewired | KFB1 |
| KFB2, Mounting: Screw, Front Side, Filter: Standard and Medical Version, Without fuse holder: 10 A, Rocker switch: 2-pole, Appliance Inlet: IEC C14, prewired | KFB2 |
| DC12, Mounting: Screw, Front-/Rear-Side, Filter, Standard and Medical Version, Without fuse holder:10 A, Rocker switch: 1-/2-pole, non-illuminated or illuminated Appliance Inlet: IEC C14, prewired | DC12 |
| | ... |

Mouser Electronics

Authorized Distributor

Click to View Pricing, Inventory, Delivery & Lifecycle Information:

Schurter:

[4787.1000](#) [4787.2](#) [4787.2000](#)