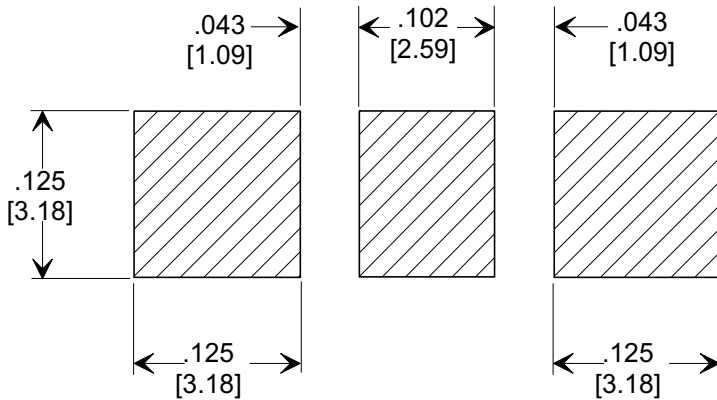
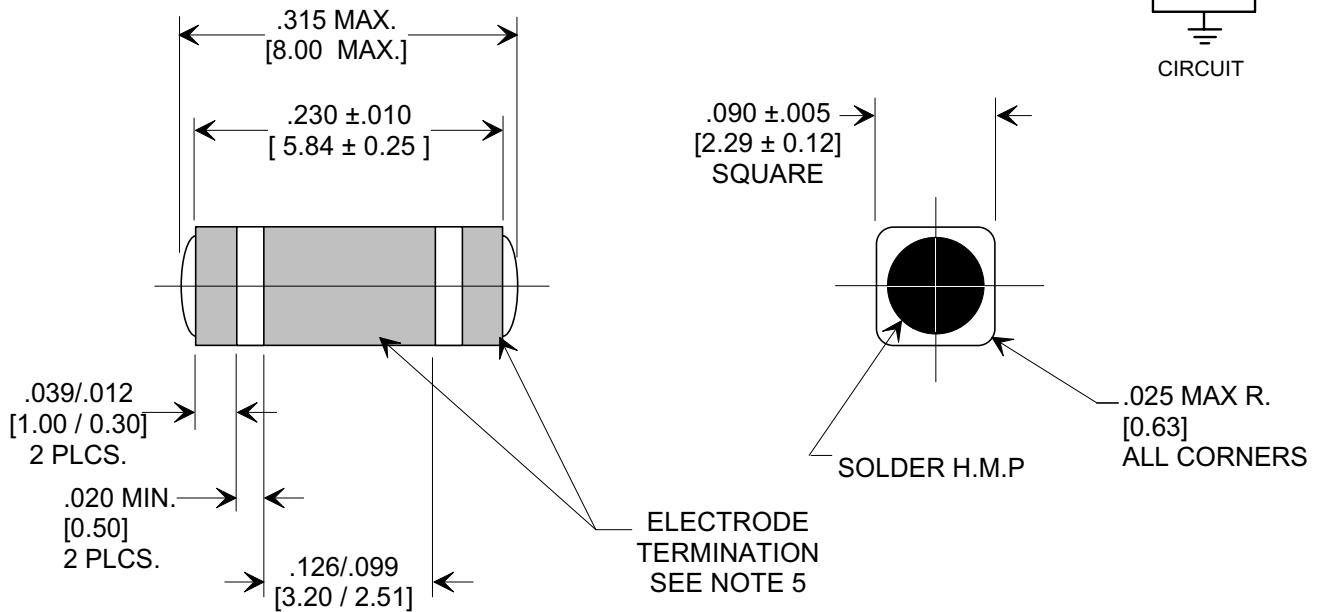
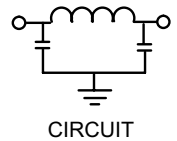
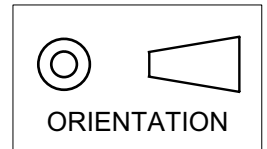


MARKETING SALES DRAWING

DIMENSIONS IN INCHES - DO NOT SCALE THIS DRAWING
 DIMENSIONS IN METRIC []

Electrical Testing
 per Tusonix standard
 test plans and Mil-Std-202
 Test Methods.



SUGGESTED MOUNTING PATTERN

1. INDUCTANCE TO BE 0.1 H MINIMUM.
2. PACKAGE: BULK OR BLISTER TAPE TO IEC-60286-3 TYPE II AND EIA-481-A.
3. TUSONIX STANDARD PART NUMBER: 4700-006. TUSONIX RoHS COMPLIANT PART NUMBER: 4700-006 LF. CUSTOMER MUST SPECIFY STANDARD OR RoHS PART NUMBER WHEN ORDERING.
4. PART MARKING: STANDARD PART: NO MARKING. RoHS PART: LABELED ON PACKAGING ONLY.
5. ELECTRODE TERMINATION: STANDARD 60/40 SOLDER; RoHS COMPLIANT - MATTE TIN.

CAP.	TOLERANCE	WVDC		TEST VOLTAGE	I.R.MIN. @ 100 (VDC.)	IDC	ELECTRODE TERMINATION	TYPICAL NO LOAD INSERTION LOSS dB AT 25°C PER MIL-STD-220		
		85°C	+125°C					10 MHZ	100 MHZ	1 GHZ
100 pF	+80% / -20%	100	100	300 VDC	10 G	10 A	SOLDER	----	3	16

X-2015 Rev-0

REVISION RECORD	0	Original Release C.O.
	8	DELETED ITEMS 000, 001, 002 & 007. S.M. 01-16-97
	9	970109-3
	10	DIM. .085 ±.005 WAS .083 ±.004. S.M. 07-1598
	11	19980715-8-03
	12	ITEM 009 & ORIENTATION SYMBOL ADDED L.E. 06-18-01
	13	20010618-5-01
	14	DIM .090 WAS .085. REVISED MOUNTING PAT. ADDED ITEMS FROM 4700-050. S.M. 09-19-01
	15	20010918-3-01
	16	REVISED DWG. DRAWING MADE FOR EACH VAR. S.M. 02-13-03
	17	20030213-1-03
	18	REVISED DRAWING. S.M. 06-20-03
	19	20030619-2-03
	20	NOTES ADDED L.E. 08-09-05
	21	20050809-1-02

--TOLERANCES-- Unless Otherwise Specified DECIMAL ± .005 [0.13]	Title SURFACE MOUNT SQUARE STYLE PI FILTER	
ANGLES ±	Drawn FG 9-9-94	Scale 7 X
TUSONIX TUCSON, ARIZONA	Approved NV 9-9-94	
	A	4700-006

Mouser Electronics

Authorized Distributor

Click to View Pricing, Inventory, Delivery & Lifecycle Information:

[Tusonix / CTS:](#)

[4700-006MLF](#)