

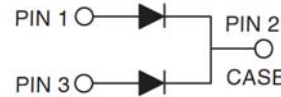
Dual Common Cathode Schottky Rectifier

FEATURES

- Low power loss, high efficiency
- Guardring for overvoltage protection
- High surge current capability
- Compliant to RoHS Directive 2011/65/EU and in accordance to WEEE 2002/96/EC
- Halogen-free according to IEC 61249-2-21 definition



TO-220AB



MECHANICAL DATA

Case: TO-220AB

Molding compound, UL flammability classification rating 94V-0

Base P/N with suffix "G" on packing code - halogen-free

Base P/N with prefix "H" on packing code - AEC-Q101 qualified

Terminal: Matte tin plated leads, solderable per JESD22-B102

Meet JESD 201 class 1A whisker test,

with prefix "H" on packing code meet JESD 201 class 2 whisker test

Polarity: As marked

Mounting torque: 5 in-lbs maximum

Weight: 1.8 g (approximately)

MAXIMUM RATINGS AND ELECTRICAL CHARACTERISTICS (T _A =25°C unless otherwise noted)										
PARAMETER	SYMBOL	SR 1020	SR 1030	SR 1040	SR 1050	SR 1060	SR 1090	SR 10100	SR 10150	UNIT
Maximum repetitive peak reverse voltage	V _{RRM}	20	30	40	50	60	90	100	150	V
Maximum RMS voltage	V _{RMS}	14	21	28	35	42	63	70	105	V
Maximum DC blocking voltage	V _{DC}	20	30	40	50	60	90	100	150	V
Maximum average forward rectified current	I _{F(AV)}	10								A
Peak forward surge current, 8.3 ms single half sine-wave superimposed on rated load	I _{FSM}	120								A
Maximum instantaneous forward voltage (Note 1) I _F =5A	V _F	0.55		0.70		0.85		0.95		V
Maximum reverse current @ rated VR T _J =25 °C T _J =100 °C T _J =125 °C	I _R	0.5				0.1				mA
		10		5		-				
		-				2				
Voltage rate of change (Rated V _R)	dV/dt	10000								V/μs
Typical thermal resistance	R _{θJC}	3								°C/W
Operating junction temperature range	T _J	- 55 to +125				- 55 to +150				°C
Storage temperature range	T _{STG}	- 55 to +150								°C

Note 1: Pulse test with PW=300μs, 1% duty cycle

ORDERING INFORMATION					
PART NO.	AEC-Q101 QUALIFIED	PACKING CODE	GREEN COMPOUND CODE	PACKAGE	PACKING
SR10xx (Note 1)	Prefix "H"	C0	Suffix "G"	TO-220AB	50 / Tube

Note 1: "xx" defines voltage from 20V (SR1020) to 150V (SR10150)

EXAMPLE					
PREFERRED P/N	PART NO.	AEC-Q101 QUALIFIED	PACKING CODE	GREEN COMPOUND CODE	DESCRIPTION
SR1060 C0	SR1060		C0		
SR1060 C0G	SR1060		C0	G	Green compound
SR1060HC0	SR1060	H	C0		AEC-Q101 qualified

RATINGS AND CHARACTERISTICS CURVES

(TA=25°C unless otherwise noted)

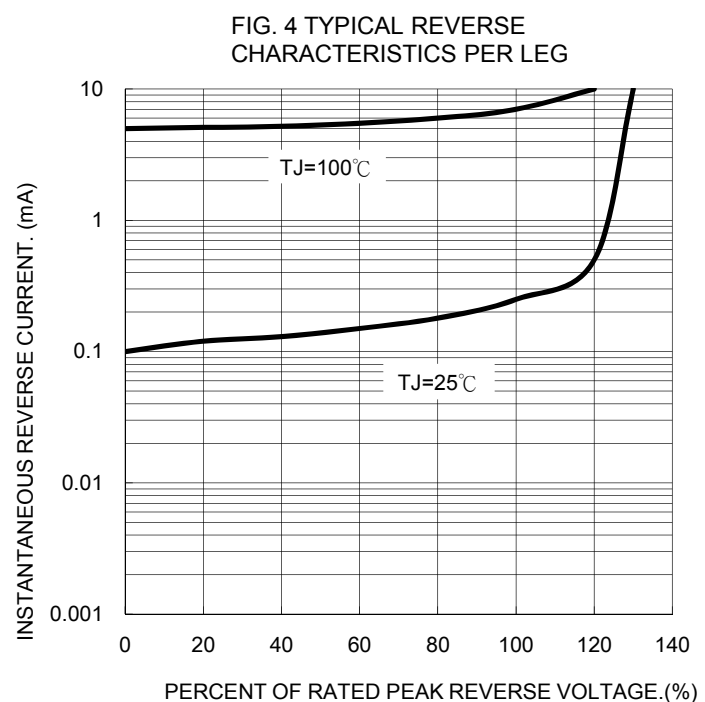
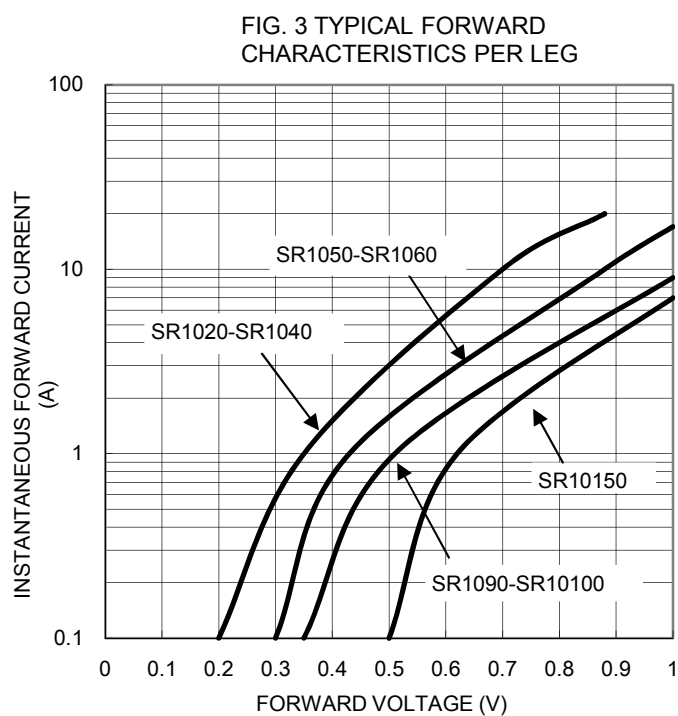
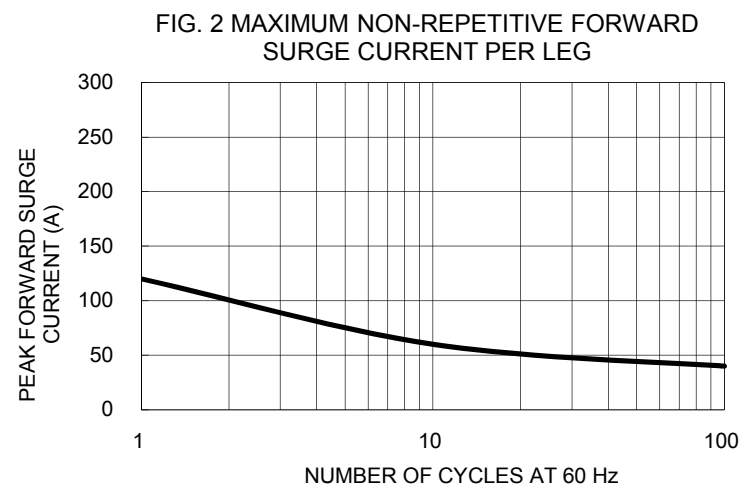
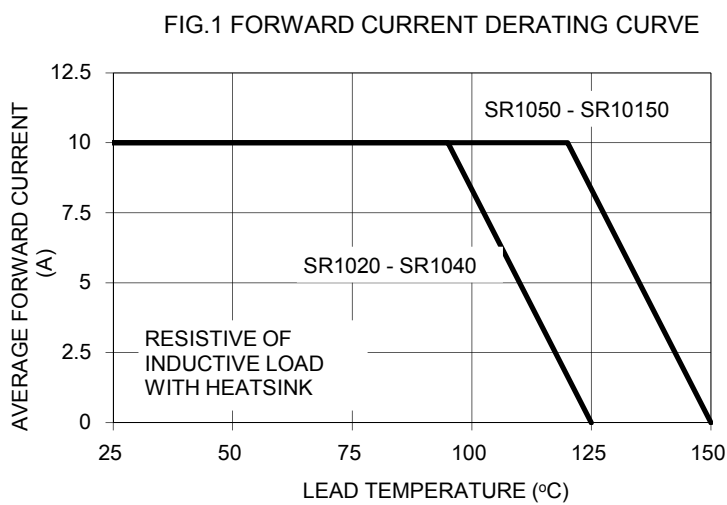


FIG. 5 TYPICAL JUNCTION CAPACITANCE PER LEG

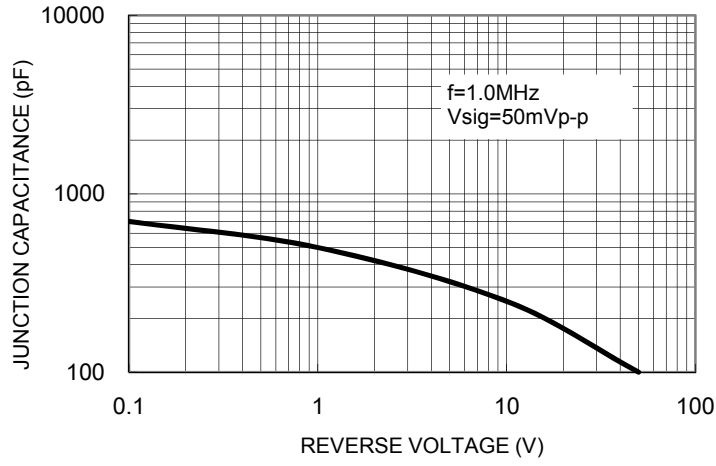
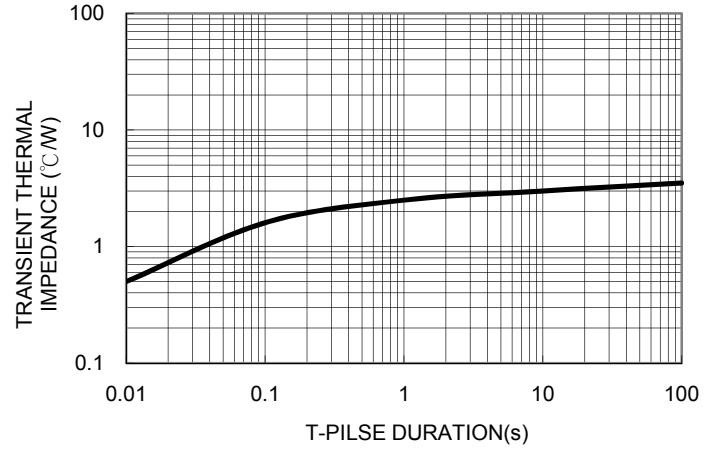
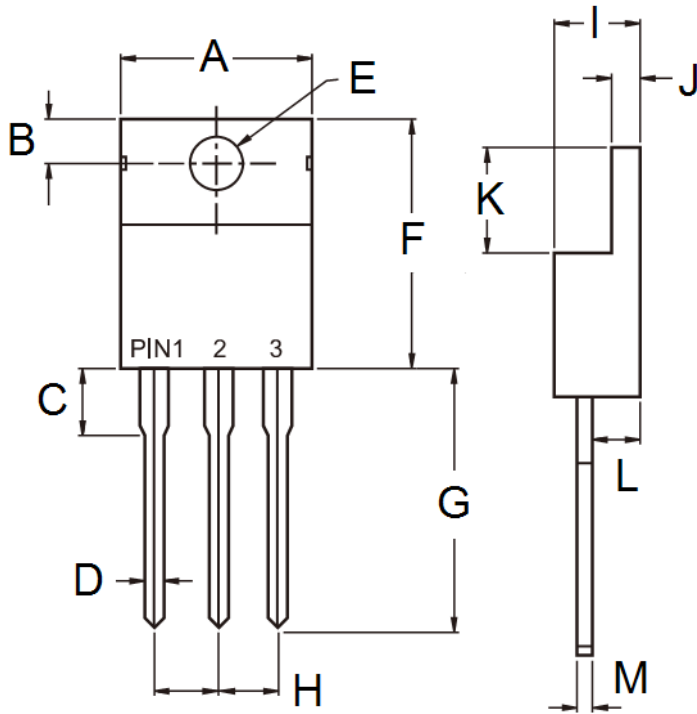


FIG. 6 TYPICAL TRANSIENT THERMAL IMPEDANCE PER LEG



PACKAGE OUTLINE DIMENSIONS



DIM.	Unit (mm)		Unit (inch)	
	Min	Max	Min	Max
A	-	10.50	-	0.413
B	2.62	3.44	0.103	0.135
C	2.80	4.20	0.110	0.165
D	0.68	0.94	0.027	0.037
E	3.54	4.00	0.139	0.157
F	14.60	16.00	0.575	0.630
G	13.19	14.79	0.519	0.582
H	2.41	2.67	0.095	0.105
I	4.42	4.76	0.174	0.187
J	1.14	1.40	0.045	0.055
K	5.84	6.86	0.230	0.270
L	2.20	2.80	0.087	0.110
M	0.35	0.64	0.014	0.025

MARKING DIAGRAM



- P/N = Marking Code
- G = Green Compound
- YWW = Date Code
- F = Factory Code

Notice

Specifications of the products displayed herein are subject to change without notice. TSC or anyone on its behalf, assumes no responsibility or liability for any errors inaccuracies.

Information contained herein is intended to provide a product description only. No license, express or implied, to any intellectual property rights is granted by this document. Except as provided in TSC's terms and conditions of sale for such products, TSC assumes no liability whatsoever, and disclaims any express or implied warranty, relating to sale and/or use of TSC products including liability or warranties relating to fitness for a particular purpose, merchantability, or infringement of any patent, copyright, or other intellectual property right.

The products shown herein are not designed for use in medical, life-saving, or life-sustaining applications. Customers using or selling these products for use in such applications do so at their own risk and agree to fully indemnify TSC for any damages resulting from such improper use or sale.

Mouser Electronics

Authorized Distributor

Click to View Pricing, Inventory, Delivery & Lifecycle Information:

Taiwan Semiconductor:

[SR10100](#) [SR10150](#) [SR1020](#) [SR1030](#) [SR1040](#) [SR1050](#) [SR1060](#) [SR1090](#) [SR10200](#) [SR1050 C0](#) [SR1020 C0](#)
[SR1040 C0](#) [SR1060 C0](#) [SR1090 C0](#) [SR1030HC0](#) [SR10100HC0](#) [SR1060HC0](#) [SR1050HC0](#) [SR1020HC0](#)
[SR1090HC0](#) [SR10150HC0](#) [SR1040HC0](#) [SR1030 C0](#) [SR10150 C0](#) [SR10100 C0](#)