



SOLISTRAND TERMINALS & SPLICES

Quick Reference Guide

FEATURES AND BENEFITS

- Constructed of high conductivity copper; corrosion and vibration resistant
- Brazed seam and “W” crimp provide high tensile strength and prevents pinched wires
- Shorter barrel length is ideal for terminations in tight spaces
- Bell-mouth barrel entrance makes inserting wire easier and reduces installation time
- Most SOLISTRAND meets or exceeds Mil Spec SAE AS7928 requirements – Type I, Class 1.
- Voltage rating limited to applied wire rating
- Operating Temperature: 170°C; UL listed/CSA approved

600

600 MCM max
wire size

170°


Max Operating
Temperature (Celsius)

MIL

MIL-SPEC, UL, and
CSA Approval

PRODUCT APPLICATIONS

- Material Handling Equipment
- Motors
- Heavy Equipment
- Pad and Pole Mount Transformers
- Switchgear
- Telecommunications
- Appliances
- Panel Boxes
- Power Supplies
- Instruments/Control



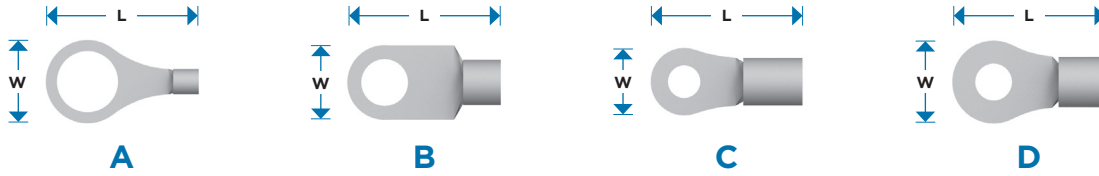
WHAT'S INSIDE

The SOLISTRAND family is carefully designed to ensure reliable and long lasting performance in the most punishing environments. SOLISTRAND terminals and splices offer superior performance when terminating solid wire, stranded wire, or irregular shaped conductors. SOLISTRAND is corrosion resistant, vibration resistant, and proudly features a tensile strength well within the limits of commercial and military specifications. When used in conjunction with TE Application Tooling, every termination is uniformly perfect - simplifying quality control and ensuring consistent performance. SOLISTRAND is available in various tongue styles and stud sizes, in wire gauges ranging from 26 AWG (0.1 mm²) to 600 MCM (304 mm²).

MATERIAL

Terminal Body: Copper per ASTM B152

Plating: Tin per ASTM B545



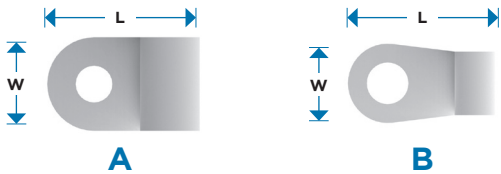
Ring Tongue Terminals														Manual Hand Tools		Dies for Powered Tools					
Wire Size		Studsize		Standard Part Number	Width (W)		Length (L)		Style	Wire Barrel Min. Inside Dia		Also available in ⁶		Re-remarks	Certi-Crimp Hand Tool (Premium)	Pro-Crimper (SDE) Hand Tool (Commercial)	SDE Die Set (Commercial) (see Note 1)	U-Style Dies (see Note 2 on page 11)			
AWG	mm ²	U.S.	mm		inch	mm	inch	mm		inch	mm	Tape & Reel	Small Pack					Nest	Indenter		
26 - 22	0.12 - 0.41	0		31423	.140	3.56	.329	8.36	A	.035	0.89	-	-	4	69363						
		2	M2	31425	.140	3.56	.329	8.36	A	.035	0.89	✓	✓	4	69363						
		2	M2	50334	.140	3.56	.419	10.64	A	.031	0.79	✓	✓		69363						
		4	M2.5	31428	.203	5.16	.450	11.43	A	.035	0.89	-	-	4	69363						
		6	M3.5	31430	.203	5.16	.450	11.43	A	.035	0.89	-	-	4	69363						
		6	M3.5	331401	.250	6.35	.544	13.82	A	.031	0.79	✓	✓		69363						
		6	M3.5	32858	.250	6.35	.544	13.82	A	.035	0.89	-	-	4	69363						
		8	M4	32859	.250	6.35	.544	13.82	A	.035	0.89	-	-	4	69363						
		10		32860	.250	6.35	.544	13.82	A	.035	0.89	-	-	4	69363						
		22 - 16	0.26 - 1.65	2	M2	34103	.218	5.54	.449	11.40	A	.061	1.55	✓	-	5	49935	58546-1	58545-1		
2	M2			322927	.182	4.62	.446	11.33	A	.061	1.55	-	-		49935	58546-1	58545-1				
4	M2.5			34104	.218	5.54	.449	11.40	A	.061	1.55	✓	✓	5	49935	58546-1	58545-1				
4	M2.5			36467	.182	4.62	.446	11.33	A	.061	1.55	-	-		49935	58546-1	58545-1				
4	M2.5			36189	.182	4.62	.446	11.33	A	.065	1.65	-	-	4		58508-1	58509-1				
5	M3			31090	.218	5.54	.449	11.40	A	.065	1.65	✓	-	4		58508-1	58509-1				
6	M3.5			34105	.218	5.54	.449	11.40	A	.061	1.55	✓	✓		49935	58546-1	58545-1				
6	M3.5			34107	.281	7.14	.574	14.58	A	.061	1.55	✓	✓		49935	58546-1	58545-1				
6	M3.5			31264	.281	7.14	.574	14.58	A	.065	1.65	-	-	4		58508-1	58509-1				
6	M3.5			34110	.312	7.92	.621	15.77	A	.061	1.55	✓	✓	5	49935	58546-1	58545-1				
8	M4			34111	.312	7.92	.621	15.77	A	.061	1.55	✓	✓		49935	58546-1	58545-1				
8	M4			30692	.312	7.92	.621	15.77	A	.065	1.65	-	-	4		58508-1	58509-1				
8	M4			34108	.281	7.14	.574	14.58	A	.061	1.55	✓	✓		49935	58546-1	58545-1				
10				34112	.312	7.92	.621	15.77	A	.061	1.55	✓	✓	5	49935	58546-1	58545-1				
10				30693	.312	7.92	.621	15.77	A	.065	1.65	-	-	4		58508-1	58509-1				
10				34109	.281	7.14	.574	14.58	A	.061	1.55	✓	✓		49935	58546-1	58545-1				
					M5	130017	.312	7.92	.625	15.88	A	.061	1.55	-	-		49935	58546-1	58545-1		
				1/4	M6	34113	.469	11.91	.856	21.74	A	.061	1.55	✓	✓		49935	58546-1	58545-1		
		1/4	M6	31172	.469	11.91	.856	21.74	A	.065	1.65	-	-	4		58508-1	58509-1				
		1/4	M6	130058	.469	11.91	.860	21.84	A	.061	1.55	-	-		49935	58546-1	58545-1				
		5/16	M8	34114	.469	11.91	.856	21.74	A	.061	1.55	✓	✓	5	49935	58546-1	58545-1				
		5/16	M8	31173	.469	11.91	.856	21.74	A	.065	1.65	✓	-	4		58508-1	58509-1				
		3/8		34115	.531	13.49	.995	25.27	A	.061	1.55	✓	✓	5	49935	58546-1	58545-1				
		3/8		31498	.531	13.49	.995	25.27	A	.065	1.65	-	-	4		58508-1	58509-1				
		1/2	M12	329966	.713	18.11	1.070	27.18	A	.061	1.55	-	-		49935	58546-1	58545-1				
16 - 14	1.04 - 2.62	4	M2.5	34119	.250	6.35	.480	12.19	A	.085	2.16	✓	-	5	49935	58546-1	58545-1				
		5	M3	165295	.236	6.00	.565	14.35	A	.085	2.16	-	-		49935	58546-1	58545-1				
		6	M3.5	34120	.250	6.35	.480	12.19	A	.085	2.16	✓	✓		49935	58546-1	58545-1				
		6	M3.5	321684	.312	7.92	.590	14.99	A	.085	2.16	✓	✓	5	49935	58546-1	58545-1				
		6	M3.5	32186	.250	6.35	.480	12.19	A	.089	2.26	✓	✓	4		58508-1	58509-1				

Ring Tongue Terminals (continued)															Manual Hand Tools		Dies for Powered Tools		
Wire Size		Studsize		Standard Part Number	Width (W)		Length (L)		Style	Wire Barrel Min. Inside Dia		Also available in ⁶		Re- marks	Certi- Crimp Hand Tool (Premium)	Pro- Crimper (SDE) Hand Tool (Commercial)	SDE Die Set (Commercial) (see Note 1)	U-Style Dies (see Note 2 on page 11)	
AWG	mm ²	U.S.	mm		inch	mm	inch	mm		inch	mm	Tape & Reel	Small Pack					Nest	Indenter
		8	M4	34122	.343	8.71	.636	16.15	A	.085	2.16	✓	✓		49935	58546-1	58545-1		
		8	M4	324955	.312	7.92	.590	14.99	A	.085	2.16	✓	✓		49935	58546-1	58545-1		
		8	M4	322235	.312	7.92	.590	14.99	A	.089	2.26	✓	-	4		58508-1	58509-1		
		10		34123	.343	8.71	.636	16.15	A	.085	2.16	✓	✓		49935	58546-1	58545-1		
		10		30697	.343	8.71	.636	16.15	A	.089	2.26	✓	-	4		58508-1	58509-1		
		10		320093	.312	7.92	.669	16.99	A	.085	2.16	✓	-	5	49935	58546-1	58545-1		
			M5	130106	.344	8.74	.642	16.30	A	.085	2.16	✓	-		49935	58546-1	58545-1		
		1/4	M6	34124	.469	11.91	.855	21.72	A	.085	2.16	✓	✓		49935	58546-1	58545-1		
		1/4	M6	31164	.469	11.91	.855	21.72	A	.089	2.26	-	-	4		58508-1	58509-1		
		1/4	M6	130130	.469	11.91	.860	21.84	A	.085	2.16	✓	-		49935	58546-1	58545-1		
		5/16	M8	34125	.469	11.91	.855	21.72	A	.085	2.16	✓	✓	5	49935	58546-1	58545-1		
		3/8		34126	.531	13.49	.995	25.27	A	.085	2.16	✓	✓	5	49935	58546-1	58545-1		
			M10	160140	.657	16.70	1.043	26.50	A	.085	2.16	-	-		49935	58546-1	58545-1		
		1/2	M12	50981	.750	19.05	1.184	30.07	A	.085	2.16	-	-		49935	58546-1	58545-1		
14 - 12	1.65 - 4.17	8	M4	321827	.312	7.92	.685	17.40	B	.098	2.49	-	-		49592				
		10		34484	.421	10.69	.739	18.77	B	.098	2.49	✓	-		49592				
		10		321828	.312	7.92	.685	17.40	B	.098	2.49	✓	-		49592				
		1/4	M6	34487	.421	10.69	.739	18.77	B	.098	2.49	✓	-		49592				
		3/8		34486	.687	17.45	1.120	28.45	B	.098	2.49	✓	-		49592				
12 - 10	2.62 - 6.64	4	M2.5	322447	.281	7.14	.630	16.00	A	.129	3.28	-	-		49935	58546-1	58545-1		
		4	M2.5	34891	.281	7.14	.630	16.00	A	.134	3.40	-	-	4		58508-1	58509-1		
		6	M3.5	35476	.281	7.14	.630	16.00	A	.129	3.28	✓	✓	5	49935	58546-1	58545-1		
		6	M3.5	33456	.375	9.53	.765	19.43	A	.129	3.28	✓	-		49935	58546-1	58545-1		
		6	M3.5	34892	.281	7.14	.630	16.00	A	.134	3.40	-	-	4		58508-1	58509-1		
		8	M4	322454	.312	7.92	.708	17.98	A	.129	3.28	✓	✓		49935	58546-1	58545-1		
		8	M4	32994	.375	9.53	.765	19.43	A	.129	3.28	✓	-		49935	58546-1	58545-1		
		10		322455	.343	8.71	.723	18.36	A	.129	3.28	✓	-		49935	58546-1	58545-1		
		10		33457	.375	9.53	.765	19.43	A	.129	3.28	✓	-	5	49935	58546-1	58545-1		
		10		35771	.500	12.70	.865	21.97	A	.129	3.28	✓	✓		49935	58546-1	58545-1		
		10		31114	.375	9.53	.765	19.43	A	.134	3.40	✓	-	4		58508-1	58509-1		
			M5	130191	.374	9.50	.752	19.10	A	.130	3.30	-	-		49935	58546-1	58545-1		
		1/4	M6	35772	.500	12.70	.865	21.97	A	.129	3.28	✓	✓		49935	58546-1	58545-1		
		1/4	M6	33458	.531	13.49	1.004	25.50	A	.129	3.28	✓	✓		49935	58546-1	58545-1		
		1/4	M6	31122	.531	13.49	1.004	25.50	A	.134	3.40	✓	-	4		58508-1	58509-1		
		1/4	M6	165026	.500	12.70	.865	21.97	A	.129	3.28	-	-			58508-1	58509-1		
		5/16	M8	33459	.531	13.49	1.004	25.50	A	.129	3.28	✓	✓	5	49935	58546-1	58545-1		
		5/16	M8	31123	.531	13.49	1.004	25.50	A	.134	3.40	-	-	4		58508-1	58509-1		
		5/16	M8	35773	.500	12.70	.865	21.97	A	.129	3.28	-	-		49935	58546-1	58545-1		
		3/8		33220	.593	15.06	1.098	27.89	A	.129	3.28	✓	✓	5	49935	58546-1	58545-1		
		3/8		322242	.750	19.05	1.271	32.28	A	.129	3.28	-	-		49935	58546-1	58545-1		
			M10	160121	.593	15.06	1.102	28.00	A	.129	3.28	-	-		49935	58546-1	58545-1		
		1/2	M12	35135	.750	19.05	1.271	32.28	A	.129	3.28	✓	-	5	49935	58546-1	58545-1		
		3/4		320765	1.250	31.75	1.896	48.16	A	.129	3.28	-	-		49935	58546-1	58545-1		
8	6.64 - 10.5	8	M4	324061	.406	10.31	.949	24.10	C	.172	4.37	✓	-	5				1490413-1	1490414-1
		8	M4	32996	.469	11.91	.933	23.70	C	.172	4.37	✓	✓					1490413-1	1490414-1
		10		33460	.469	11.91	.933	23.70	C	.172	4.37	✓	✓					1490413-1	1490414-1
		10		31807	.406	10.31	.949	24.10	C	.172	4.37	✓	✓	5				1490413-1	1490414-1
			M5	160013	.469	11.90	.933	23.70	C	.172	4.37	-	-					1490413-1	1490414-1
		1/4	M6	35247	.594	15.09	1.168	29.67	A	.172	4.37	✓	✓					1490413-1	1490414-1
		1/4	M6	33461	.469	11.91	.933	23.70	C	.172	4.37	✓	✓	5				1490413-1	1490414-1
		1/4	M6	130550	.469	11.91	.938	23.83	C	.172	4.37	-	-					1490413-1	1490414-1




Ring Tongue Terminals (continued)															Manual Hand Tools		Dies for Powered Tools		
Wire Size		Studsize		Standard Part Number	Width (W)		Length (L)		Style	Wire Barrel Min. Inside Dia		Also available in ⁶		Re-remarks	Certi-Crimp Hand Tool (Premium)	Pro-Crimper (SDE) Hand Tool (Commercial)	SDE Die Set (Commercial) (see Note 1)	U-Style Dies (see Note 2 on page 11)	
AWG	mm ²	U.S.	mm		inch	mm	inch	mm		inch	mm	Tape & Reel	Small Pack					Nest	Indenter
		5/16	M8	33462	.594	15.09	1.168	29.67	A	.172	4.37	✓	✓					1490413-1	1490414-1
		5/16	M8	31808	.562	14.27	1.074	27.28	A	.172	4.37	✓	✓	5				1490413-1	1490414-1
		3/8		33463	.594	15.09	1.168	29.67	A	.172	4.37	✓	✓	5				1490413-1	1490414-1
			M10	160056	.594	15.09	1.168	29.67	A	.172	4.37	-	-					1490413-1	1490414-1
		1/2	M12	35664	1.250	31.75	1.965	49.91	A	.172	4.37	-	✓					1490413-1	1490414-1
		5/8	M16	35665	1.250	31.75	1.965	49.91	A	.172	4.37	-	-					1490413-1	1490414-1
		3/4		35666	1.250	31.75	1.965	49.91	A	.172	4.37	-	-					1490413-1	1490414-1
6	10.5 - 16.8	10		52197	.406	10.31	1.181	30.00	C	.232	5.89	✓	✓					1490413-2	1490414-2
		10		33464	.625	15.88	1.246	31.65	C	.232	5.89	✓	-					1490413-2	1490414-2
		10		321298	.468	11.89	1.168	29.67	C	.232	5.89	✓	✓	5				1490413-2	1490414-2
			M5	130552	.469	11.90	1.169	29.70	C	.228	5.80	-	✓					1490413-2	1490414-2
		1/4	M6	33465	.625	15.88	1.246	31.65	C	.232	5.89	✓	✓					1490413-2	1490414-2
		1/4	M6	321598	.468	11.89	1.168	29.67	C	.232	5.89	✓	✓	5				1490413-2	1490414-2
		1/4	M6	130554	.469	11.90	1.169	29.70	C	.228	5.80	-	-					1490413-2	1490414-2
		5/16	M8	33466	.625	15.88	1.246	31.65	C	.232	5.89	✓	✓	5				1490413-2	1490414-2
		3/8		33467	.625	15.88	1.246	31.65	C	.232	5.89	✓	✓	5				1490413-2	1490414-2
		3/8		36807	1.250	31.75	2.033	51.64	A	.232	5.89	-	-					1490413-2	1490414-2
			M10	160032	.626	15.90	1.246	31.65	C	.232	5.89	-	✓					1490413-2	1490414-2
		1/2	M12	320344	.875	22.23	1.840	46.74	C	.232	5.89	-	✓	5				1490413-2	1490414-2
		1/2	M12	36808	1.250	31.75	2.033	51.64	A	.232	5.89	-	-					1490413-2	1490414-2
		5/8	M16	36809	1.250	31.75	2.033	51.64	A	.232	5.89	-	-					1490413-2	1490414-2
		3/4		36810	1.250	31.75	2.033	51.64	A	.232	5.89	-	-					1490413-2	1490414-2
4	16.8 - 26.7	10		33114	.500	12.70	1.199	30.45	C	.280	7.11	-	-	5				1490413-3	1490414-2
			M5	160119	.656	16.66	1.308	33.22	A	.296	7.52	-	✓					1490413-3	1490414-2
		1/4	M6	33469	.656	16.66	1.314	33.38	A	.296	7.52	✓	✓					1490413-3	1490414-2
		1/4	M6	31811	.500	12.70	1.199	30.45	C	.280	7.11	✓	✓	5				1490413-3	1490414-2
			M6	130560	.657	16.70	1.307	33.20	A	.296	7.52	-	-					1490413-3	1490414-2
		5/16	M8	33470	.656	16.66	1.314	33.38	A	.296	7.52	✓	✓					1490413-3	1490414-2
		5/16	M8	33115	.625	15.88	1.324	33.63	C	.280	7.11	-	-	5				1490413-3	1490414-2
		3/8		33471	.656	16.66	1.314	33.38	A	.296	7.52	-	✓					1490413-3	1490414-2
		3/8		31812	.625	15.88	1.324	33.63	C	.280	7.11	-	-	5				1490413-3	1490414-2
			M10	160075	.656	16.66	1.314	33.38	A	.296	7.52	-	✓					1490413-3	1490414-2
		1/2	M12	327175	.875	22.23	1.902	48.31	B	.296	7.52	-	✓	5				1490413-3	1490414-2
		1/2	M12	35668	1.250	31.75	2.090	53.09	A	.296	7.52	-	-					1490413-3	1490414-2
		5/8	M16	35669	1.250	31.75	2.090	53.09	A	.296	7.52	-	-					1490413-3	1490414-2
		3/4		35670	1.250	31.75	2.090	53.09	A	.296	7.52	-	-					1490413-3	1490414-2
2	26.7 - 42.4	10		330301	.625	15.88	1.527	38.79	B	.370	9.40	-	-	5				1490413-4	1490414-2
		1/4	M6	320383	.625	15.88	1.527	38.79	B	.370	9.40	-	-	5				1490413-4	1490414-2
		1/4	M6	320138	.890	22.61	1.657	42.09	D	.370	9.40	-	-					1490413-4	1490414-2
		5/16	M8	322870	.625	15.88	1.527	38.79	B	.370	9.40	-	✓	5				1490413-4	1490414-2
		5/16	M8	35183	.890	22.61	1.657	42.09	D	.370	9.40	-	-					1490413-4	1490414-2
		3/8		35184	.890	22.61	1.657	42.09	D	.370	9.40	-	-					1490413-4	1490414-2
		3/8		321600	.625	15.88	1.527	38.79	B	.370	9.40	-	-	5				1490413-4	1490414-2
			M10	160002	.874	22.20	1.661	42.20	D	.366	9.30	-	✓					1490413-4	1490414-2
		1/2	M12	35185	.890	22.61	1.657	42.09	D	.370	9.40	-	✓					1490413-4	1490414-2
		5/8	M16	320754	1.250	31.75	2.516	63.91	D	.370	9.40	-	-					1490413-4	1490414-2
		3/4		320755	1.250	31.75	2.516	63.91	D	.370	9.40	-	-					1490413-4	1490414-2
1/0	42.4 - 60.6	1/4	M6	321866	.807	20.50	1.925	48.90	C	.444	11.28	-	✓	5				1490413-5	1490414-3
		5/16	M8	36916	.875	22.23	1.956	49.68	C	.444	11.28	-	✓					1490413-5	1490414-3
		3/8		36917	.875	22.23	1.956	49.68	C	.444	11.28	-	-					1490413-5	1490414-3
		3/8		321868	.807	20.50	1.925	48.90	C	.444	11.28	-	-	5				1490413-5	1490414-3
			M10	160000	.874	22.20	1.957	49.70	B	.445	11.30	-	✓					1490413-5	1490414-3

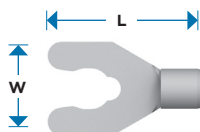
Ring Tongue Terminals (continued)															Manual Hand Tools		Dies for Powered Tools		
Wire Size		Studsize		Standard Part Number	Width (W)		Length (L)		Style	Wire Barrel Min. Inside Dia		Also available in ⁶		Re-remarks	Certi-Crimp Hand Tool (Premium)	Pro-Crimper (SDE) Hand Tool (Commercial)	SDE Die Set (Commercial) (see Note 1)	U-Style Dies (see Note 2 on page 11)	
AWG	mm ²	U.S.	mm		inch	mm	inch	mm		inch	mm	Tape & Reel	Small Pack					Nest	Indenter
		1/2	M12	36919	.875	22.23	1.956	49.68	C	.444	11.28	-	✓	5			1490413-5	1490414-3	
		5/8	M16	320744	1.265	32.13	2.678	68.02	C	.444	11.28	-	-				1490413-5	1490414-3	
		3/4		320748	1.265	32.13	2.678	68.02	C	.444	11.28	-	-				1490413-5	1490414-3	
2/0	60 - 76	1/4	M6	36921	.946	24.03	2.000	50.80	C	.504	12.80	-	✓				1490413-6	1490414-3	
		5/16	M8	36922	.946	24.03	2.000	50.80	C	.504	12.80	-	-				1490413-6	1490414-3	
		3/8		321871	.926	23.52	1.930	49.02	C	.504	12.80	-	-	5			1490413-6	1490414-3	
		3/8		36923	.946	24.03	2.000	50.80	C	.504	12.80	-	✓				1490413-6	1490414-3	
			M10	160001	.925	23.50	2.031	51.60	C	.504	12.80	-	✓				1490413-6	1490414-3	
		1/2	M12	36925	.946	24.03	2.000	50.80	C	.504	12.80	-	✓				1490413-6	1490414-3	
		5/8	M16	322224	1.270	32.26	2.671	67.84	C	.504	12.80	-	-				1490413-6	1490414-3	
		3/4		322225	1.270	32.26	2.671	67.84	C	.504	12.80	-	-				1490413-6	1490414-3	
3/0	76 - 96	5/16	M8	321874	1.020	25.91	2.112	53.64	B	.565	14.35	-	✓	5					
			M10	160003	1.082	27.48	2.143	54.43	B	.565	14.35	-	✓				1490413-7	1490414-3	
		1/2	M12	36929	1.082	27.48	2.143	54.43	B	.565	14.35	-	✓				1490413-7	1490414-3	
		1/2	M12	321877	1.082	27.48	2.112	53.64	B	.565	14.35	-	-	5			1490413-7	1490414-3	
		5/8	M16	322222	1.270	32.26	2.699	68.55	C	.565	14.35	-	-				1490413-7	1490414-3	
		3/4		322223	1.270	32.26	2.699	68.55	C	.565	14.35	-	-				1490413-7	1490414-3	
4/0	96 - 117	5/16	M8	321271	1.150	29.21	2.537	64.44	B	.635	16.13	-	-	5			1490413-8	1490414-3	
		3/8		36932	1.150	29.21	2.206	56.03	B	.635	16.13	-	-				1490413-8	1490414-3	
		3/8		321878	1.087	27.61	2.178	55.32	B	.635	16.13	-	-	5			1490413-8	1490414-3	
			M10	160129	1.140	28.96	2.206	56.03	B	.635	16.13	-	✓				1490413-8	1490414-3	
		7/16		321879	1.087	27.61	2.178	55.32	B	.635	16.13	-	-	5			1490413-8	1490414-3	
		1/2	M12	321880	1.087	27.61	2.178	55.32	B	.635	16.13	-	-	5			1490413-8	1490414-3	
		1/2	M12	36934	1.150	29.21	2.206	56.03	B	.635	16.13	-	✓				1490413-8	1490414-3	
		5/8	M16	322227	1.275	32.39	2.117	53.77	C	.635	16.13	-	-				1490413-8	1490414-3	
		3/4		322228	1.275	32.39	2.117	53.77	C	.635	16.13	-	-	5			1490413-8	1490414-3	



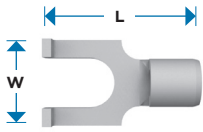
Flag Ring Tongue															Manual Hand Tools		Dies for Powered Tools		
Wire Size		Studsize		Standard Part Number	Width (W)		Length (L)		Style	Wire Barrel Min. Inside Dia		Also available in ⁶		Re-remarks	Certi-Crimp Hand Tool (Premium)	Pro-Crimper (SDE) Hand Tool (Commercial)	SDE Die Set (Commercial) (see Note 1)	U-Style Dies (see Note 2 on page 11)	
AWG	mm ²	U.S.	mm		inch	mm	inch	mm		inch	mm	Tape & Reel	Small Pack					Nest	Indenter
12-10	2,62 - 6,64	8	M4	36271	.375	9.53	.702	17.83	A	.129	3.28	-	-		49965				
		10		36272	.375	9.53	.702	17.83	A	.129	3.28	-	-		49965				
8	6.64 - 10.5	10		321051	.500	12.70	.791	20.09	B	.180	4.57	-	-				1752680-6	1752681-2	
		1/4	M6	322727	.609	15.47	1.130	28.70	B	.180	4.57	-	-				1752680-6	1752681-2	
6	10.5 - 16.8	10		323196	.500	12.70	.841	21.36	A	.224	5.69	-	-				1752680-7	1752681-3	
		1/4	M6	321576	.500	12.70	.960	24.38	A	.224	5.69	-	-				1752680-7	1752681-3	
		5/16	M8	321056	.625	15.88	1.200	30.48	B	.224	5.69	-	-				1752680-7	1752681-3	
4	16.8 - 26.7	10		321059	.546	13.87	1.048	26.62	A	.280	7.11	-	-				1752680-6	1752681-3	
		1/4	M6	321275	.546	13.87	1.048	26.62	A	.280	7.11	-	-				1752680-6	1752681-3	
		5/16	M8	321060	.682	17.32	1.278	32.46	B	.280	7.11	-	-				1752680-6	1752681-3	
2	26.7 - 42.4	1/4	M6	321201	.713	18.11	1.437	36.50	B	.357	9.07	-	-				1752680-5	1752681-3	
		5/16	M8	321064	.713	18.11	1.437	36.50	B	.357	9.07	-	-				1752680-5	1752681-3	



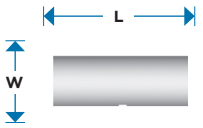
Spade Tongue															Manual Hand Tools		Dies for Powered Tools		
Wire Size		Studsize		Standard Part Number	Width (W)		Length (L)		Style	Wire Barrel Min. Inside Dia		Also available in ⁶		Re- marks	Certi- Crimp Hand Tool (Premium)	Pro- Crimper (SDE) Hand Tool (Commercial)	SDE Die Set (Commercial) (see Note 1)	U-Style Dies (see Note 2 on page 11)	
AWG	mm ²	U.S.	mm		inch	mm	inch	mm		inch	mm	Tape & Reel	Small Pack					Nest	Indenter
22-16	0,26 - 1,65	2	M2	53555-1	.182	4.62	.504	12.80	-	.061	1.55	✓	✓	1	49935	58546-1	58545-1		
		4	M2.5	321463	.218	5.54	.451	11.46	-	.061	1.55	-	-	1	49935	58546-1	58545-1		
		6	M3.5	36195	.297	7.54	.530	13.46	-	.061	1.55	✓	✓	1	49935	58546-1	58545-1		
		6	M3.5	323127	.250	6.35	.623	15.82	-	.061	1.55	-	✓	1	49935	58546-1	58545-1		
		8	M4	34117	.375	9.53	.685	17.40	-	.061	1.55	✓	✓	1	49935	58546-1	58545-1		
		8	M4	130519	.280	7.10	.591	15.00	-	.059	1.50	-	-	1	49935	58546-1	58545-1		
16-14	1,04 - 2,62	10		34118	.375	9.53	.685	17.40	-	.061	1.55	✓	-	1	49935	58546-1	58545-1		
		6	M3.5	322996	.297	7.54	.530	13.46	-	.085	2.16	✓	✓	1	49935	58546-1	58545-1		
		6	M3.5	330827	.244	6.20	.623	15.82	-	.085	2.16	-	-	1	49935	58546-1	58545-1		
		8	M4	34128	.385	9.78	.685	17.40	-	.085	2.16	-	✓	1	49935	58546-1	58545-1		
12-10	2,62 - 6,64	8	M4	36880	.297	7.54	.530	13.46	-	.085	2.16	-	✓	1	49935	58546-1	58545-1		
		10		324521	.344	8.74	.733	18.62	-	.085	2.16	-	-	1	49935	58546-1	58545-1		
		8	M4	32995	.406	10.31	.772	19.61	-	.129	3.28	-	-	1	49935	58546-1	58545-1		
		10		130499	.315	8.00	.900	22.86	-	.129	3.28	-	-	1	49935	58546-1	58545-1		
		10		35495	.375	9.53	.772	19.61	-	.129	3.28	✓	✓	1	49935	58546-1	58545-1		



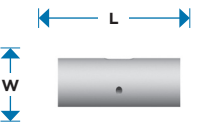
Short Spring Spade															Manual Hand Tools		Dies for Powered Tools		
Wire Size		Studsize		Standard Part Number	Width (W)		Length (L)		Style	Wire Barrel Min. Inside Dia		Also available in ⁶		Re- marks	Certi- Crimp Hand Tool (Premium)	Pro- Crimper (SDE) Hand Tool (Commercial)	SDE Die Set (Commercial) (see Note 1)	U-Style Dies (see Note 2 on page 11)	
AWG	mm ²	U.S.	mm		inch	mm	inch	mm		inch	mm	Tape & Reel	Small Pack					Nest	Indenter
22-16	0,26 - 1,65	4	M2.5	53175-1	.203	5.16	.576	14.63	-	.061	1.55	-	✓	1	49935	58546-1	58545-1		
		6	M3.5	53120-1	.250	6.35	.576	14.63	-	.061	1.55	✓	✓	1	49935	58546-1	58545-1		
		8	M4	53831-1	.244	6.20	.637	16.18	-	.061	1.55	✓	-	1	49935	58546-1	58545-1		
		10		53832-1	.294	7.47	.685	17.40	-	.061	1.55	✓	-	1	49935	58546-1	58545-1		
16-14	1,04 - 2,62	6	M3.5	53123-1	.250	6.35	.576	14.63	-	.085	2.16	✓	✓	1	49935	58546-1	58545-1		
		8	M4	53124-1	.375	9.53	.637	16.18	-	.085	2.16	✓	-	1	49935	58546-1	58545-1		
		10		53125-1	.406	10.31	.685	17.40	-	.085	2.16	✓	✓	1	49935	58546-1	58545-1		
12-10	2,62 - 6,64	6	M3.5	53126-1	.250	6.35	.636	16.15	-	.129	3.28	✓	✓	1	49935	58546-1	58545-1		
		8	M4	53127-1	.375	9.53	.729	18.52	-	.129	3.28	✓	✓	1	49935	58546-1	58545-1		
		10		53128-1	.406	10.31	.777	19.74	-	.129	3.28	✓	-	1	49935	58546-1	58545-1		



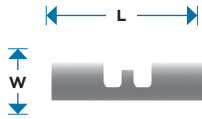
Flanged Spade Tongue															Manual Hand Tools		Dies for Powered Tools		
Wire Size		Studsize		Standard Part Number	Width (W)		Length (L)		Style	Wire Barrel Min. Inside Dia		Also available in ⁶		Re-remarks	Certi-Crimp Hand Tool (Premium)	Pro-Crimper (SDE) Hand Tool (Commercial)	SDE Die Set (Commercial) (see Note 1)	U-Style Dies (see Note 2 on page 11)	
AWG	mm ²	U.S.	mm		inch	mm	inch	mm		inch	mm	Tape & Reel	Small Pack					Nest	Indenter
22-16	0,26 - 1,65	2	M2	324605	.182	4.62	.504	12.80	-	.061	1.55	-	✓	49935	58546-1	58545-1			
		6	M3.5	323136	.250	6.35	.514	13.06	-	.061	1.55	✓	-	49935	58546-1	58545-1			
		8	M4	52730	.296	7.52	.514	13.06	-	.061	1.55	✓	-	49935	58546-1	58545-1			
16-14	1,04 - 2,62	6	M3.5	320855	.294	7.47	.514	13.06	-	.085	2.16	✓	✓	49935	58546-1	58545-1			
		8	M4	320856	.294	7.47	.514	13.06	-	.085	2.16	✓	✓	49935	58546-1	58545-1			
		10		320857	.294	7.47	.514	13.06	-	.085	2.16	✓	✓	49935	58546-1	58545-1			
12-10	2,62 - 6,64	8	M4	323143	.416	10.57	.694	17.63	-	.129	3.28	-	-	49935	58546-1	58545-1			
		10		323144	.416	10.57	.694	17.63	-	.129	3.28	✓	-						



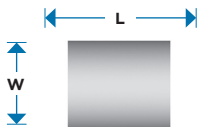
Standard Butt Splices															Manual Hand Tools		Dies for Powered Tools		
Wire Size		Studsize		Standard Part Number	Width (W)		Length (L)		Style	Wire Barrel Min. Inside Dia		Also available in ⁶		Re-remarks	Certi-Crimp Hand Tool (Premium)	Pro-Crimper (SDE) Hand Tool (Commercial)	SDE Die Set (Commercial) (see Note 1)	U-Style Dies (see Note 2 on page 11)	
AWG	mm ²	U.S.	mm		inch	mm	inch	mm		inch	mm	Tape & Reel	Small Pack					Nest	Indenter
22-16	0,26 - 1,65	n.a.	n.a.	31818	.136	3.45	.578	14.68	A	.065	1.65	✓	✓	2	49935	58546-1	58545-1		
16-14	1,04 - 2,62	n.a.	n.a.	31819	.160	4.06	.567	14.40	A	.089	2.26	✓	✓	2	49935	58546-1	58545-1		
12-10	2,62 - 6,64	n.a.	n.a.	32151	.221	5.61	.565	14.35	A	.134	3.40	-	✓	2	49935	58546-1	58545-1		
8	6.64 - 10.5	n.a.	n.a.	34321	.296	7.52	.827	21.01	A	.172	4.37	-	✓	2				1490413-1	1490414-1
6	10.5 - 16.8	n.a.	n.a.	34322	.369	9.37	1.015	25.78	A	.232	5.89	-	✓	2				1490413-2	1490414-2
4	16.8 - 26.7	n.a.	n.a.	34323	.463	11.76	1.140	28.96	A	.296	7.52	-	✓	2				1490413-3	1490414-2
2	26.7 - 42.4	n.a.	n.a.	35189	.539	13.69	1.265	32.13	A	.370	9.40	-	✓	2				1490413-4	1490414-2



Sighthole Butt Splices															Manual Hand Tools		Dies for Powered Tools		
Wire Size		Studsize		Standard Part Number	Width (W)		Length (L)		Style	Wire Barrel Min. Inside Dia		Also available in ⁶		Re-remarks	Certi-Crimp Hand Tool (Premium)	Pro-Crimper (SDE) Hand Tool (Commercial)	SDE Die Set (Commercial) (see Note 1)	U-Style Dies (see Note 2 on page 11)	
AWG	mm ²	U.S.	mm		inch	mm	inch	mm		inch	mm	Tape & Reel	Small Pack					Nest	Indenter
22-16	0,26 - 1,65	n.a.	n.a.	330367	.141	3.58	.578	14.68	B	.061	1.55	✓	✓	2	49935	58546-1	58545-1		
16-14	1,04 - 2,62	n.a.	n.a.	330368	.165	4.19	.567	14.40	B	.085	2.16	-	-	2	49935	58546-1	58545-1		
14-12	1.65 - 4.17	n.a.	n.a.	321280	.178	4.52	.690	17.53	B	.098	2.49	✓	-	2	49592				
12-10	2,62 - 6,64	n.a.	n.a.	330369	.226	5.74	.567	14.40	B	.129	3.28	-	✓	2	49935	58546-1	58545-1		
8	6.64 - 10.5	n.a.	n.a.	36906	.296	7.52	.827	21.01	B	.172	4.37	-	✓	2				1490413-1	1490414-1
6	10.5 - 16.8	n.a.	n.a.	36886	.369	9.37	1.015	25.78	B	.232	5.89	-	✓	2				1490413-2	1490414-2
4	16.8 - 26.7	n.a.	n.a.	320238	.463	11.76	1.140	28.96	B	.296	7.52	-	-	2				1490413-3	1490414-2
2	26.7 - 42.4	n.a.	n.a.	322246	.539	13.69	1.265	32.13	B	.370	9.40	-	-	2				1490413-4	1490414-2



Strap Butt Splices															Manual Hand Tools		Dies for Powered Tools		
Wire Size		Studsize		Standard Part Number	Width (W)		Length (L)		Style	Wire Barrel Min. Inside Dia		Also available in ⁶		Re-remarks	Certi-Crimp Hand Tool (Premium)	Pro-Crimper (SDE) Hand Tool (Commercial)	SDE Die Set (Commercial) (see Note 1)	U-Style Dies (see Note 2 on page 11)	
AWG	mm ²	U.S.	mm		inch	mm	inch	mm		inch	mm	Tape & Reel	Small Pack					Nest	Indenter
26-22	0.10 - 0.41	n.a.	n.a.	321198	.077	1.96	.385	9.78	C	.034	0.86	-	✓	2	69363				
24-20	0.16 - 0.65	n.a.	n.a.	324001	.105	2.67	.490	12.45	C	.043	1.09	-	✓	2	69363				
22-16	0.26 - 1.65	n.a.	n.a.	2-321801-3	.136	3.45	.591	15.01	C	.065	1.65	-	-	2	49935	58546-1	58545-1		
16-14	1.04 - 2.62	n.a.	n.a.	322459	.160	4.06	.591	15.01	C	.089	2.26	-	-	2	49935	58546-1	58545-1		
12-10	2.62 - 6.64	n.a.	n.a.	324893	.221	5.61	.765	19.43	C	.134	3.40	-	-	2	49935	58546-1	58545-1		



Parallel Splices															Manual Hand Tools		Dies for Powered Tools		
Wire Size		Studsize		Standard Part Number	Width (W)		Length (L)		Style	Wire Barrel Min. Inside Dia		Also available in ⁶		Re-remarks	Certi-Crimp Hand Tool (Premium)	Pro-Crimper (SDE) Hand Tool (Commercial)	SDE Die Set (Commercial) (see Note 1)	U-Style Dies (see Note 2 on page 11)	
AWG	mm ²	U.S.	mm		inch	mm	inch	mm		inch	mm	Tape & Reel	Small Pack					Nest	Indenter
22-16	0.26 - 1.65	n.a.	n.a.	34130	.141	3.58	.301	7.65	-	.061	1.55	-	✓	3	49935	58546-1	58545-1		
16-14	1.04 - 2.62	n.a.	n.a.	34137	.165	4.19	.301	7.65	-	.085	2.16	-	✓	3	49935	58546-1	58545-1		
12-10	2.62 - 6.64	n.a.	n.a.	34138	.226	5.74	.343	8.71	-	.129	3.28	-	-	3	49935	58546-1	58545-1		
8	6.64 - 10.5	n.a.	n.a.	34318	.296	7.52	.375	9.53	-	.172	4.37	-	✓	3				1490413-1	1490414-1
6	10.5 - 16.8	n.a.	n.a.	34319	.369	9.37	.437	11.10	-	.232	5.89	-	✓	3				1490413-2	1490414-2
4	16.8 - 26.7	n.a.	n.a.	34320	.463	11.76	.531	13.49	-	.296	7.52	-	✓	3				1490413-3	1490414-2
2	26.7 - 42.4	n.a.	n.a.	35187	.539	13.69	.640	16.26	-	.370	9.40	-	✓	3				1490413-4	1490414-2
1/0	42.4 - 60.6	n.a.	n.a.	36946	.613	15.57	.734	18.64	-	.444	11.28	-	-	3				1490413-5	1490414-3
2/0	60.6 - 76.3	n.a.	n.a.	36948	.703	17.86	.734	18.64	-	.504	12.80	-	✓	3				1490413-6	1490414-3
3/0	76.3 - 96.3	n.a.	n.a.	36909	.775	19.69	.749	19.02	-	.565	14.35	-	-	3				1490413-7	1490414-3
4/0	96.3 - 117	n.a.	n.a.	36951	.869	22.07	.765	19.43	-	.635	16.13	-	-	3				1490413-8	1490414-3

REMARKS

- Terminal Body : Phosphor Bronze per ASTM B103
- When terminating 2 or more wires in either end of a butt splice, the combined cross sectional area must be within the listed circular mil area range (CMA)
- When terminating 2 or more wires in a parallel splice, the combined cross sectional area must be within the listed circular mil area range (CMA)
- Budget Terminals don't have a brazed seam in the wire barrel and are ideal for applications where extreme vibrations and tension on the wire are not present
- MIL specified
- ✓ Standard Part Number also available in Tape & Reel and/or Small Pack
- Standard Part Number is not available in Tape & Reel and/or Small Pack

For all remarks and additional information see Customer Drawing on www.te.com

NOTE 1

SDE die sets can be used with the following powered tools:

- 1.75 Ton Battery Tools 2217480-1 or 2217480-2
- Pro-Crimper Adapter 679304-1 for the 626 Pneumatic Tool System
- AT-300 Bench Terminator with SDE Adapter 1673663-2
- AT-SC MK II Pneumatic Safety Crimping Machine 1-528050-0 with SDE Die Holder 2-525051-8
- SDE Micro Tool 2280380-1

NOTE 2

U Style Dies can be used with the following manual, pneumatic, hydraulic and battery powered tools:

- Manual Hydraulic Tools 1490748-1 and 1490749-1
- Hydraulic Heads 1490745-1 and 1490746-1
- 6 Ton Inline Battery Tools 2280116-1 & -2 (8 to 2 AWG only)
- 6 Ton Pistol Grip Battery Tools 2161171-1 & -2 (8 to 2 AWG only)
- 12 Ton Pistol Grip Battery Tools 2280308-1 & -2
- AT-60 Pneumatic Crimping Machine 528050-9 with U-Die Adapter 2-528051-3 (8 to 2 AWG only)
- AT-66 Hydraulic Crimping Machine 528050-5 & -6 with U-Die Adapter 528051-4



FREQUENTLY ASKED QUESTIONS

Can wires be combined in SOLISTRAND products?

Yes, they can as long total CMA (Circular Mil Area) fall within specification.

Are TE terminals MIL specified?

Yes, most of them meet or exceed SAE AS7928, Type I, class 1.

What product should you use for applications with temperatures over 170 degrees Celsius?

Use TE STRATO-THERM Terminals & Splices (catalog 82011).

What are the best options when you require better strain relief and/or insulated Terminals & Splices?

The best options are using TE PIDG Terminals & Splices (high vibration and reliability) or TE PLASTI-GRIP Terminals & Splices (low vibration). See also Quick Reference Guides 1773464-1 and 6-1773465-8



1. Dimples or grooves

The inner surface with dimples or grooves ensures optimal tensile strength and maximum electrical contact

2. Solder joint

Soldering of the crimp barrel prevents the terminal from opening during crimping

3. Funnel entry

The conical sleeve enables easy conductor insertion

4. Tab

Gradual transition makes the tab resistant to buckling

UNDERSTAND YOUR TE TOOLING OPTIONS

Commerical Portable Tools



58546-1 - PRO-CRIMPER
Commercial Hand Tool
(crimps most 26-10
AWG SOLISTRAND)



SDE Micro
Battery Tool



SDE
Die Sets

Premium Portable Tools



CERTI Crimp HHHT



CERTI Crimp DAHT



CERTI Crimp 1.5
TOA Battery Tool

Hydraulic Tooling



Shenk Dies



U Dies



Medium Duty Crimp Heads



Hydraulic Pump



Battery Tools



<http://tooling.te.com>

For questions about our connectivity solutions please go to te.com.

www.te.com/products/industrial-terminals-splices

© 2018 TE Connectivity Ltd. family of companies All Rights Reserved.

TE Connectivity and TE Connectivity (logo) are trademarks. All other logos, products and/or company names referred to herein might be trademarks of their respective owners.

The information given herein, including drawings, illustrations and schematics which are intended for illustration purposes only, is believed to be reliable. However, TE Connectivity makes no warranties as to its accuracy or completeness and disclaims any liability in connection with its use. TE Connectivity's obligations shall only be as set forth in TE Connectivity's Standard Terms and Conditions of Sale for this product and in no case will TE Connectivity be liable for any incidental, indirect or consequential damages arising out of the sale, resale, use or misuse of the product. Users of TE Connectivity products should make their own evaluation to determine the suitability of each such product for the specific application.

1773464-2 05/22