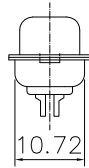
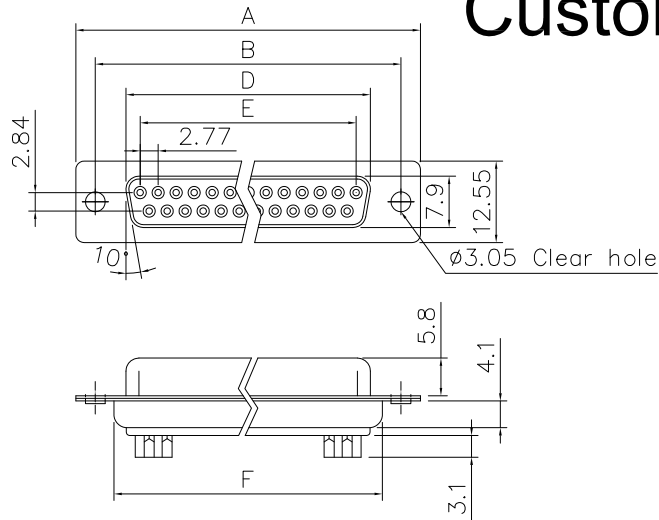


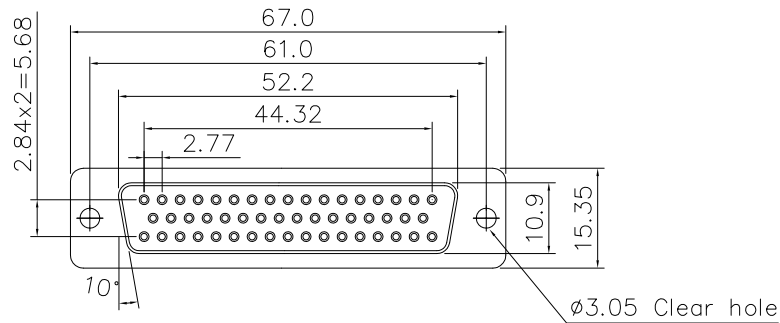
This document is the property of Amphenol Corporation and is delivered on the express condition that it is not to be disclosed, reproduced or used, in whole or in part, for manufacture or sale by anyone other than Amphenol Corporation without its prior consent, & that no right is granted to disclose or to use any information in this document.

Customer drawing

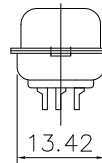


Dimensions

Positions	A	B	D	E	F
9	30.81	24.99	16.33	11.08	19.20
15	39.20	33.30	24.70	19.39	27.70
25	53.05	47.04	38.40	33.24	41.10
37	69.40	63.50	54.80	49.86	57.30



50 Positions



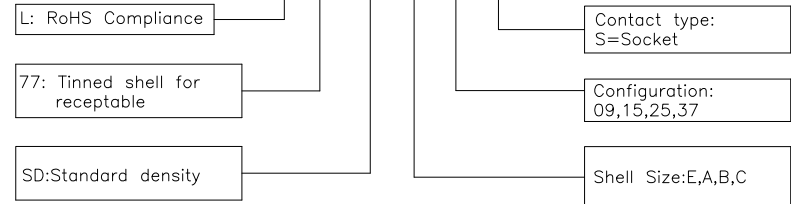
REVISIONS				
SYM	ECN	DESCRIPTION	DATE	APPROVED
1	HK--	First Release Drawing	8/13/13	IP

D-SUB TECHNICAL DATA

SHELL : Steel, 100u" Tin Over 50u" min nickel over 50u" min Copper
 BODY : Glass-Filled Thermoplastic PBT,UL94V-0
 CONTACTS : Brass
 Gold flash over 50u" nickel on mating area
 100u" tin over 50u" nickel on solder area
 ELECTRICAL : Contact Resistance : 20 milliohms Max
 Insulation Resistance : 1000megohms at 500 VDC
 Dielectric Withstanding Voltage :1000 VAC/RMS
 Current Rating : 3 AMP
 Voltage Rating : 250 VAC/RMS
 MARKING : Amphenol...(Series No.)
 Commercial reference
 Manufacturing date

PRODUCT CODE

L 77 SD X XX S



UNLESS OTHERWISE SPECIFIED TOLERANCES		APPROVAL		DATE
U.S.	METRIC	DRAWN	Patia.Liu	8/13/13
.X	+/- 0.50	CHECKED	Tony.Tang	8/13/13
.XX	+/- 0.30	CHECKED		
.XXX	+/- 0.20			
FRACTIONS	+/-			
ANGLES	+/-			
	5'			
FOR MATERIALS AND FINISHES SEE NOTES		DRAWING FILE :		
REMOVE SHARP EDGES		ANGLE OF PROJECTION		
DIMENSIONS				
U.S.	INCHES			
METRIC	MM			

Amphenol		
Amphenol East Asia Limited		
TITLE D-SUB , Solder type		
SIZE	DRAWING NO.	REV.
A4	C L77SDXXXS	1
SCALE	NONE	SHEET 1 OF 1