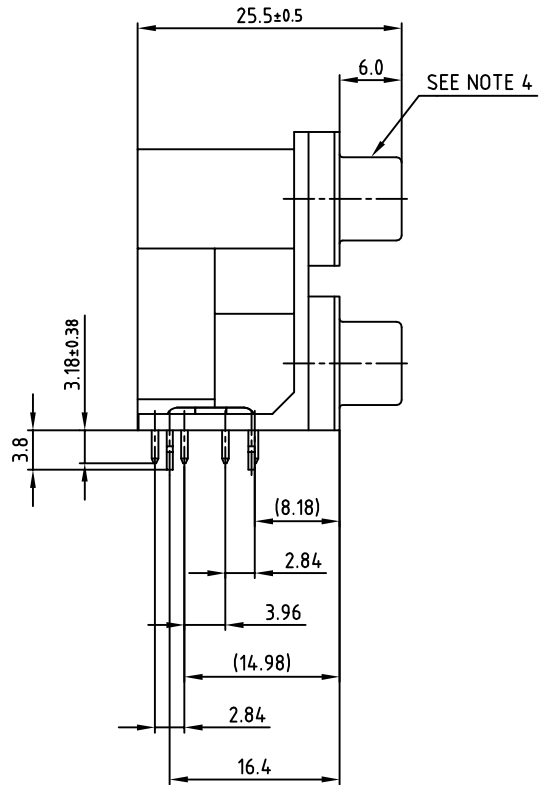
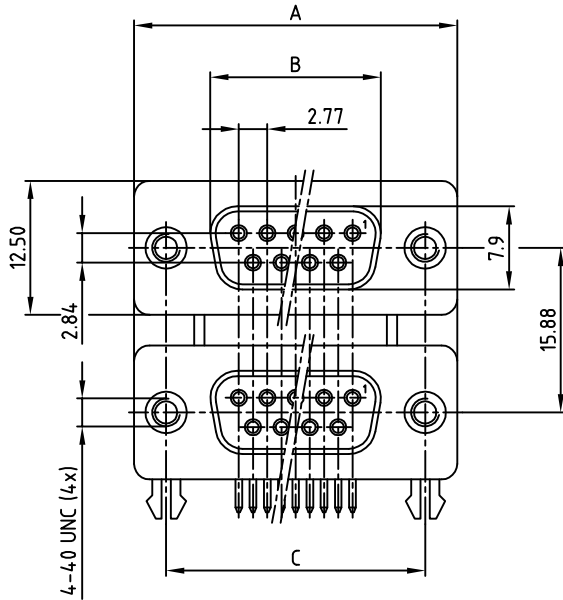
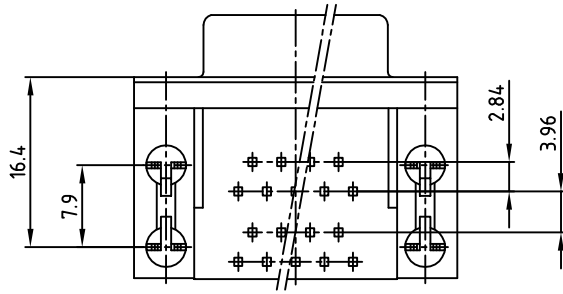


used for: DUAL-PORT



No. of pos.	A	B	C	Part No.
2 x 9	30.8	16.30	25.00	DLS1SS5AN21X
2 x 15	39.2	24.60	33.30	DLS2SS5AN21X
2 x 25	53.1	38.30	47.10	DLS3SS5AN21X
2 x 37	69.4	54.80	63.50	DLS4SS5AN21X

SPECIFICATION:

1. MATERIAL:

INSULATOR: THERMAL PLASTIC UL 94 V-0
 CONTACTS: COPPER ALLOY
 SHELL: STEEL
 RIVET, BOARDLOCK: COPPER ALLOY

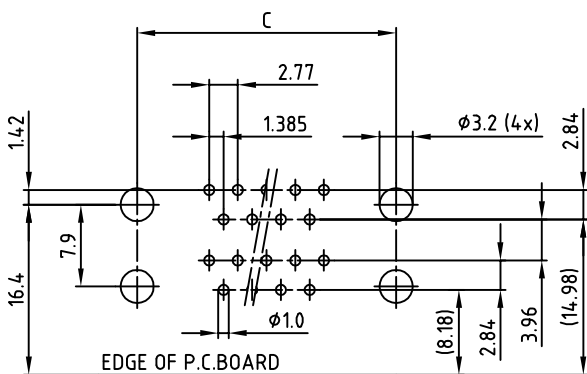
2. CONTACT PLATING:

UNDERPLATE: 50µin ~ 100µin NICKEL
 CONTACT AREA: GOLD FLASH
 SOLDER TAILS AREA: GOLD PLATED

3. ELECTRICAL:

OPERATION VOLTAGE: 250 VAC max.
 CURRENT RATING: 3 A max.
 CONTACT RESISTANCE: 25 mOHM max.
 INSULATION RESISTANCE: 3000 MOHM min. @ 500 VDC
 DIELECTRIC WITHSTANDING VOLTAGE: 1000 VAC / MINUTE
 TEMPERATURE RANGE: -55°C TO +105°C

4. CONNECTOR IS PART MARKED: PART-NO. CONEC ABC



RECOMMENDED P.C.B. LAYOUT (TOP VIEW)
 TOLERANCES: ±0.05mm

THIS DRAWING MAY NOT BE COPIED OR REPRODUCED IN ANY WAY, AND MAY NOT BE PASSED ON TO A THIRD PARTY, WITHOUT WRITTEN PERMISSION. OWNERSHIP AND COPYRIGHT OF CONEC Gmbh DO NOT ALTER CAD DRAWING BY HAND

UNLESS OTHERWISE SPECIFIED TOLERANCE		name	
mm	±0.5	2013	date
mm	0.0 ±0.3	drawn	20.03.
mm	0.00 ±0.2	appd.	20.03.
		norm	
		d-old	C041K07D
1 x b	Ä4983	11.11.2013	Lehmen
a	Original		
rev.	description	date	name

scale:	2:1	
material:	SEE SPECIFICATION	
title:	DUAL-PORT 15.88mm FEMALE / FEMALE 2x9pos. - 2x37pos. with PCB Clips	
dwg no:	AutoCAD 2013	DIN-A
	16K1A3205	3
part no:	SEE TABLE	sh: 1/1

Directive 2002/95/EC RoHS compliant



Mouser Electronics

Authorized Distributor

Click to View Pricing, Inventory, Delivery & Lifecycle Information:

[Amphenol:](#)

[DLS2SS5AN21X](#)