


LOB Series

Features

- Ultra low resistance values to 0.005Ω
- Up to 5W rated power
- Tolerances from ±1% to ±5%
- Inherently non-inductive ($\leq 0.02\mu\text{H}$ at 0.5MHz)
- Low temperature coefficient of resistance
- High stability over life



 All Pb-free parts comply with EU Directive 2011/65/EU amended by (EU) 2015/863 (RoHS3)

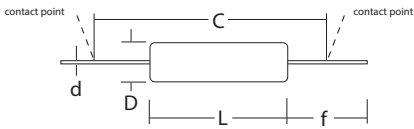
Electrical Data

		LOB-3	LOB-5
Power rating at 25°C ¹	watts	3	5
Overload power for 5 seconds	watts	15	25
Resistance range	ohms	R005 to R120	R005 to R100
Standard values	ohms	R005, R01, R015, R02, R025, R03, R04, R05, R06, R07, R08, R10, R12	R005, R01, R015, R02, R025, R03, R04, R05, R06, R07, R08, R10,
Maximum working voltage	volts	$\sqrt{3}xR$	$\sqrt{5}xR$
Operating temperature	°C	-55 to 175	-55 to 175

Note 1: To dissipate full rated power forced air cooling must be provided to restrict the maximum body temperature to 180°C.

Physical Data

Dimensions (mm)					
Type	L	D	f	d	C nom
LOB-3	14.22±0.25	5.33±0.25	34.93±3.18	0.77±0.05	33.27
LOB-5	23.37±0.25	8.38±0.25	31.75±3.18	1.02±0.05	42.42



Description

LOB Series power precision metal element resistors feature resistance values down to 0.005 Ω with virtually no inductance. Available in 3 and 5 watt rated axial leaded packages, these resistors are compatible with automatic insertion equipment.

Construction

LOB Series resistors feature tinned copper leads welded directly to a low temperature coefficient resistance element in a highly automated proprietary process. The leaded resistor elements are then encapsulated in a moulding compound.

Applications

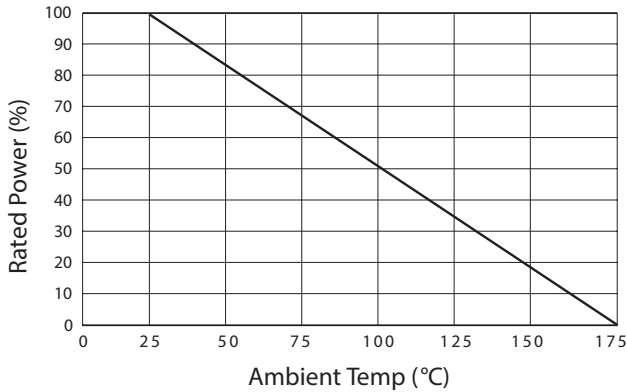
- Switchmode and linear power supplies.
- Automotive current-sensing circuits.
- Instrumentation.

General Note

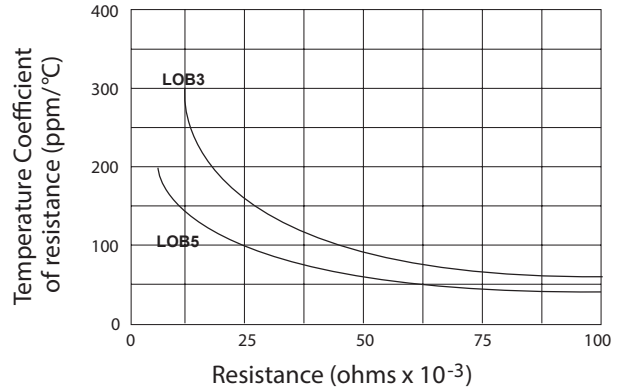
TT Electronics reserves the right to make changes in product specification without notice or liability. All information is subject to TT Electronics' own data and is considered accurate at time of going to print.

LOB Series

Power derating percentage vs Free air ambient temperature



Temperature coefficient of resistance vs Resistance value



Performance Data

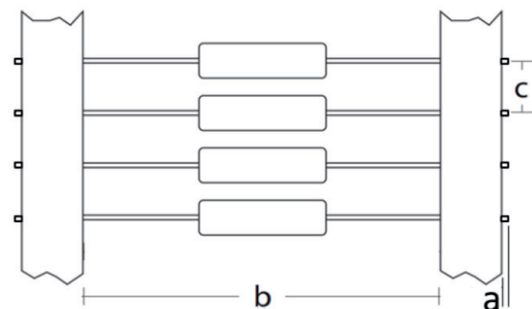
Test	MIL-STD 202	MAX %ΔR*	Unit
Load Life (1000 hours)	Method 108	±1%	%ΔR
Thermal Shock	Method 107	±1%	%ΔR
Vibration	Method 204	± 0.5%	%ΔR
Mechanical Shock	Method 213	± 0.5%	%ΔR
Dielectric strength	Method 301	± 0.5%	%ΔR
Insulation resistance	Method 302	> 10 ¹¹	ohms

*±0.005 ohm allowance for test/contact error.

Packaging

Resistors are supplied taped and reeled (see Ordering Procedure for reel quantities.) The taping dimensions are shown below.

Taping dimensions, inches (mm)			
Type	a max	b	c
LOB-3	0.031 (0.8)	2.5±0.031 (63.5±0.8)	0.4±0.015 (10.2±0.4)
LOB-5	0.031 (0.8)	2.5±0.031 (63.5±0.8)	0.4±0.015 (10.2±0.4)



General Note

TT Electronics reserves the right to make changes in product specification without notice or liability. All information is subject to TT Electronics' own data and is considered accurate at time of going to print.

LOB Series

Ordering Procedure

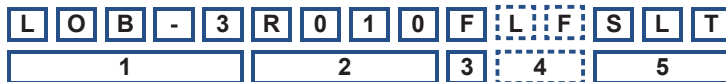
This product has two valid part numbers:

European (Welwyn) Part Number: LOB3-R01JI (LOB3, 10 milliohms $\pm 5\%$, Pb-free)



1	2	3	4	
Type	Value	Tolerance	Packing & Termination Finish	
LOB3	R = ohms	F* = $\pm 1\%$	I = Standard packing & Pb-free	
LOB5		H = $\pm 3\%$	PB = Standard packing & SnPb	
		J* = $\pm 5\%$	LOB3	Taped, 1250/reel
		* preferred	LOB5	Taped, 800/reel

USA (IRC) Part Number: LOB-3R010FLFSLT (LOB3, 10 milliohms $\pm 5\%$, Pb-free)



1	2	3	4	5	
Type	Value	Tolerance	Termination Finish	Packing	
LOB-3	R = ohms	F = $\pm 1\%$	Omit for SnPb	SLT = Lead Tape	
LOB-5		H = $\pm 3\%$	LF = Pb-free	LOB-3	1250/reel
		J = $\pm 5\%$		LOB-5	800/reel

General Note

TT Electronics reserves the right to make changes in product specification without notice or liability.
All information is subject to TT Electronics' own data and is considered accurate at time of going to print.

Mouser Electronics

Authorized Distributor

Click to View Pricing, Inventory, Delivery & Lifecycle Information:

TT Electronics:

[LOB3R040J](#) [LOB3R020J](#) [LOB3R020F](#) [LOB3R025J](#) [LOB3R100J](#) [LOB1R070J](#) [LOB5R005J](#) [LOB1R005J](#)
[LOB5R025F](#) [LOB5R020J](#) [LOB5R020F](#) [LOB5R025J](#) [LOB5R010J](#) [LOB1R040J](#) [LOB3R010F](#) [LOB3R010J](#)
[LOB3R015J](#) [LOB3R025FTR](#) [LOB3R010FTR](#) [LOB5R070J](#) [LOB5R020FTR](#) [LOB3R080J](#) [LOB3R050FTR](#)
[LOB3R070J](#) [LOB3R030H](#) [LOB3R030J](#) [LOB3R030F](#) [LOB5R080J](#) [LOB1R050J](#) [LOB3R080HTR](#) [LOB1R010J](#)
[LOB1R025J](#) [LOB3R005F](#) [LOB5R100J](#) [LOB5R100F](#) [LOB5R050J](#) [LOB5R050F](#) [LOB1R030J](#) [LOB5R040J](#)
[LOB3R050J](#) [LOB3R050F](#) [LOB1R020J](#) [LOB3R005JLF](#) [LOB1R080J](#) [LOB5R015J](#) [LOB5R030J](#) [LOB3R050JLF](#)
[LOB5R050JLF](#) [LOB1R050JLF](#) [LOB3R030JLF](#) [LOB1R030JLF](#) [LOB5R030JLF](#) [LOB1R025JLF](#) [LOB5R025JLF](#)
[LOB3R025JLF](#) [LOB3R010JLF](#) [LOB5R010JLF](#) [LOB1R010JLF](#) [LOB5R033FLF](#) [LOB5R040JLF](#) [LOB1R040JLF](#)
[LOB3R040JLF](#) [LOB3R100JLF](#) [LOB5R100JLF](#) [LOB1R020JLF](#) [LOB5R020JLF](#) [LOB3R020JLF](#) [LOB3R050FLFTR](#)
[LOB1R005F](#) [LOB3R025FLFTR](#) [LOB1R005FLFTR](#) [LOB3R005J](#) [LOB1R015J](#) [LOB3R030FLF](#) [LOB1R005FTR](#)
[LOB3R005FLF](#) [LOB3R005FTRLF](#) [LOB3R010FLF](#) [LOB3R010FTR-LF](#) [LOB3R020FLF](#) [LOB3R040FLF](#)
[LOB3R050FLF](#) [LOB3R060FTR](#) [LOB3R070F](#) [LOB3R080HTRLF](#) [LOB3R100FLF](#) [LOB5R005F](#) [LOB5R010F](#)
[LOB5R020FLF](#) [LOB5R020FLFTR](#) [LOB5R030F](#) [LOB5R040FLF](#) [LOB1R080JLF](#) [LOB5R080JLF](#) [LOB3R080JLF](#)
[LOB3R070JLF](#) [LOB5R070JLF](#) [LOB1R070JLF](#) [LOB3R015JLF](#) [LOB5R015JLF](#)