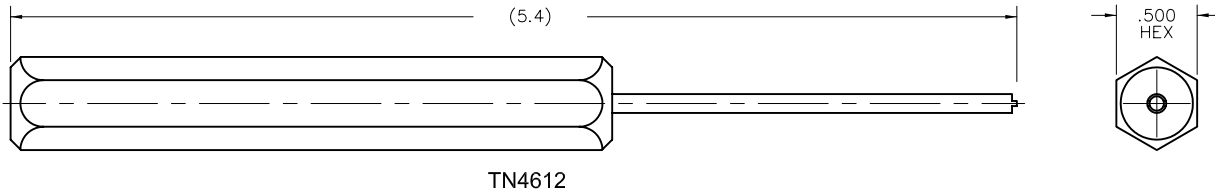
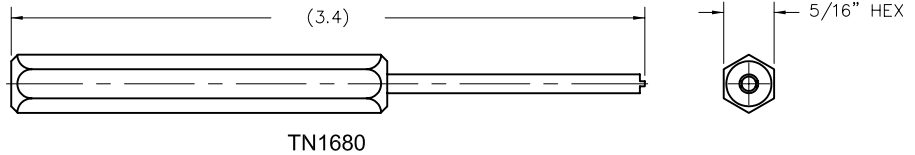


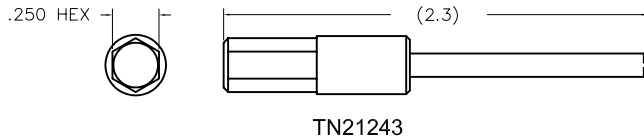


Accessories

Nut Spanner Wrenches



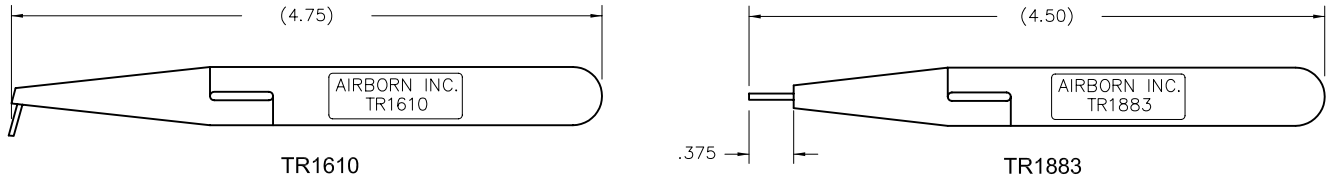
USING EITHER OF THE SPANNER WRENCHES SHOWN ABOVE, GUIDE SETS MAY BE REMOVED AND REPOSITIONED IN ANY OF THE 64 POLARIZING POSITIONS. REFER TO PAGE WA-18 FOR POLARIZATION CHART.
 CAUTION: WHEN POLARIZED POSITIONS ARE CHANGED, APPLY LOCTITE 242® TO THREADS.
 IF SPANNER NUTS ARE DIFFICULT TO REMOVE DUE TO HARDENED LOCTITE®, APPLY HEAT (300° F) TO NUT AREA FOR ONE HOUR AND REPEAT REMOVAL OPERATION.



THE 1/4" DRIVE SPANNER WRENCH ABOVE IS DESIGNED FOR USE IN TORQUE WRENCHES

Accessories

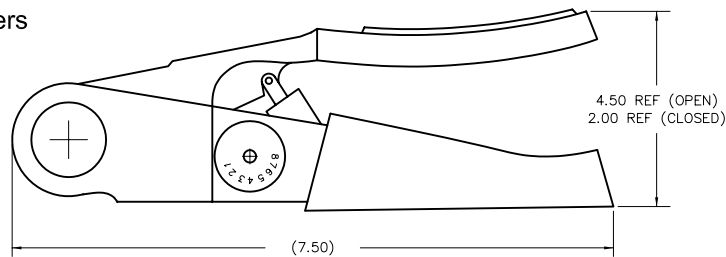
Insertion & Removal Tools



Accessories

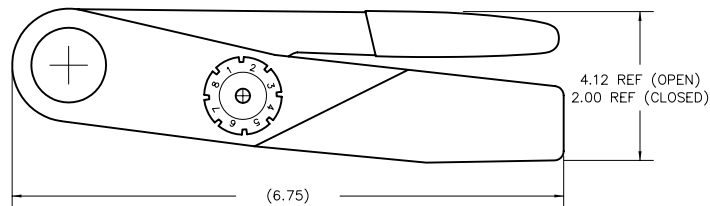
Crimp Tools & Positioners

TC2963 - CRIMP TOOL
 REF M22520/2-01
TP1696 - POSITIONER
 REF M22520/2-06
 (REF ASTRO TOOL CORP.)



INSULATION STRIPPING
 EXPOSE .135/.145 BARE WIRE LENGTH FOR INSERTION INTO CONTACT.

TC1652 - CRIMP TOOL
 REF M22520/2-01
TP1653 - POSITIONER
 REF M22520/2-06
 (REF DANIELS MFG. CORP.)



TOOL SELECTION TABLE		
CONTACT	TOOL NO.	POSITIONER
WTK2222PA		TP1985
WTK2222S	TC1652 OR TC2963	TP1653 OR TP1696
WTK2220S657		TP2435

Mouser Electronics

Authorized Distributor

Click to View Pricing, Inventory, Delivery & Lifecycle Information:

[AirBorn:](#)

[TN1680](#) [TN4612](#)