

**FIG. 1C**

SC20WL3\*\*\*  
SOCKET CONTACT

**FIG. 1B**

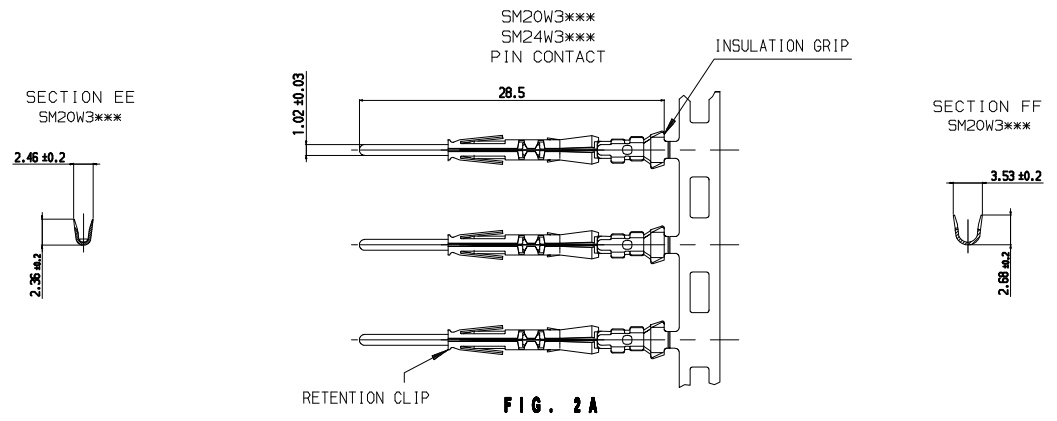
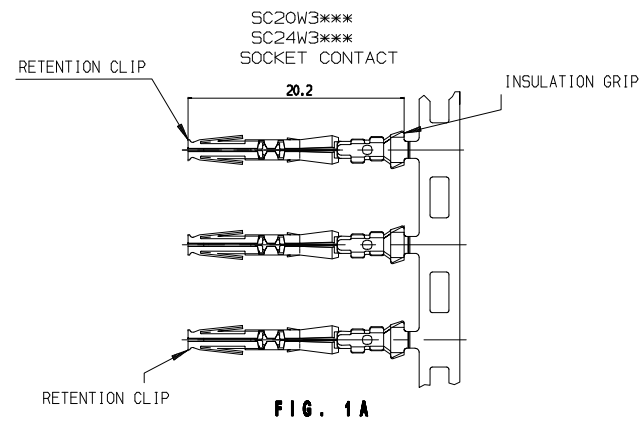
SC24WL3\*\*\*  
SOCKET CONTACT

**FIG. 2C**

SM20WL3\*\*\*  
PIN CONTACT

**FIG. 2B**

SM24WL3\*\*\*  
PIN CONTACT



	CONTACT CAT. N°	FIG.	PACKING	WIRE SIZE		WIRE INSUL. DIAM. IN MM.	WIRE STRIP LENGTH IN MM.	HAND CRIMP TOOLING		EXTRACTION TOOL
				AWG	MM <sup>2</sup>			DIE SET	HANDTOOL FOR LOOSE PIECE	
SOCKET	SC24W3S25 / SC24W3TK6	1A	3000 PER REEL 100 IN A PLASTIC BAG	26/24	0.12/0.25	0.90/1.60	4.0	S20SCM20	SHANDLES	RX20D44
	SC24WL3S25 / SC24WL3TK6	1B	3000 PER REEL 100 IN A PLASTIC BAG	26/24	0.12/0.25	0.90/1.60	4.0	S20SCM20	SHANDLES	
	SC20W3S25 / SC20W3TK6	1A	3000 PER REEL 100 IN A PLASTIC BAG	22/20	0.32/0.50	1.20/2.10	4.0	S20SCM20	SHANDLES	
	SC20WL3S25 / SC20WL3TK6	1C	3000 PER REEL 100 IN A PLASTIC BAG	22/20	0.32/0.50	1.20/2.10	4.0	S20SCM20	SHANDLES	
PIN	SM24W3S26 / SM24W3TK6	2A	3000 PER REEL 100 IN A PLASTIC BAG	26/24	0.12/0.25	0.90/1.60	4.0	S20SCM20	SHANDLES	RX20D44
	SM24WL3S26 / SM24WL3TK6	2B	3000 PER REEL 100 IN A PLASTIC BAG	26/24	0.12/0.25	0.90/1.60	4.0	S20SCM20	SHANDLES	
	SM20W3S26 / SM20W3TK6	2A	3000 PER REEL 100 IN A PLASTIC BAG	22/20	0.32/0.50	1.20/2.10	4.0	S20SCM20	SHANDLES	
	SM20WL3S26 / SM20WL3TK6	2C	3000 PER REEL 100 IN A PLASTIC BAG	22/20	0.32/0.50	1.20/2.10	4.0	S20SCM20	SHANDLES	

Country	Jurisdiction & Control List
FR	NOT LISTED

MALE AND FEMALE CONTACTS SIZE 20

**CUSTOMER DRAWING**

**CONSTRUCTION**

CONTACT BODY : HIGH CONDUCTIVITY COPPER ALLOY.  
OUTER SPRING : STAINLESS STEEL.

PACKING CONTACTS ON STRIP : 3000 PCS. PER REEL  
PACKING LOOSE PIECE CONTACTS : 100 PCS PER PLASTIC BAG

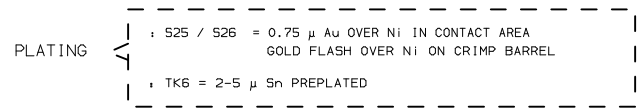
**CONNECTOR ACCOMMODATION**

THESE CONTACTS CAN BE USED IN ANY CONTACT POSITION IN ANY CONNECTOR IN THE TRIM TRIO SEALOK INTERCONNECTION SYSTEM : UTGW CONN., UTOW CONN., UTS CONN.

**PERFORMANCE CHARACTERISTICS**

CURRENT RATING : 5 A  
CONTACT RESISTANCE : <= 15 m Ohm  
OPERATING VOLTAGE : 1500 V RMS

CONTACT RETENTION IN BODY : 50 N MIN.  
INDIVIDUAL INSERTION FORCE : 5 N MAX.  
INDIVIDUAL WITHDRAWAL FORCE : 0.3 N MIN.



C 22/08/2017	ADD DIMENSIONS OF SECTION EE AND FF FOR PART NUMBER SM20W3***	ROUILLARD	LEGER	-
DEFINITION DATE	LIBELLE	ENIS	DATE	CONTROLE PAR
DEFINI PAR : A. Jonssens	LE: 23-04-97	TYPE DE PLAN: CUSTOMER DRAWING		
VERIFIE PAR: -	LE: -	F		
LES COTES S'ENTENDENT AVANT PROTECTION / FINITION				
DENOMINATION: SEALOK MALE AND FEMALE FORMED CONTACT SM--W(L)3*** / SC--W(L)3***				
ECHELLE	TOLERANCES GENERALES	MATERIE:	-	N°:
1/1	ANGULAIRES: ± °	PROTECTION:	-	CODE:
LINEAIRES: ± mm	DEFILTS DE GEOMETRIE	REFERENCIE MATERIEL	-	AFFAIRE
ETAT DE SURFACE	VOIR NF E 04-552	TT	-	-
SOURIAU		www.souriau.com		SOURIAU
FORMAT A1		REFERENCE PLAN		FOLIO
		BS-C-202338-001		1/1

# Mouser Electronics

Authorized Distributor

Click to View Pricing, Inventory, Delivery & Lifecycle Information:

Souriau:

[SM20WL3TK6](#) [SM24WL3TK6](#) [SM20W3S26](#) [SM20W-3TK6](#) [SM24W-3TK6](#)