


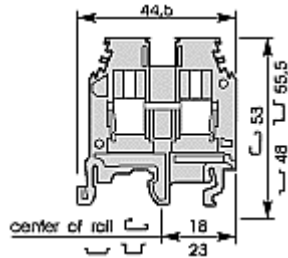
M 10/10 - 0 to 16 mm² (20 to 6 AWG), 65 Amps, 10 mm

M 10/10

M 10/10.P...

Spacing 10 mm (.394")

Spacing 10 mm (.394")



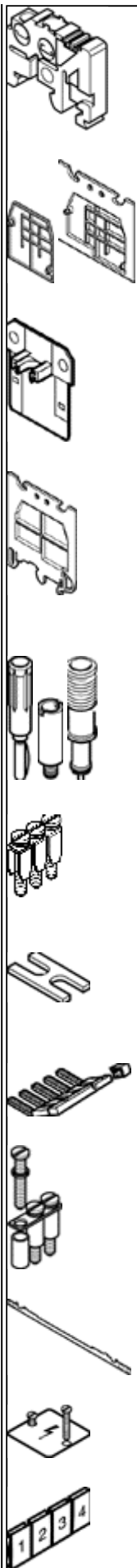
Standard 10 mm block

Terminal block for ground wire
(M 10/10.P closed terminal block)

[View correct mounting of ground block on rail](#)

		Type	P/N	
Standard blocks	Grey body	M 10/10	115 120.17	
	Blue body	M 10/10.N	125 120.11	
	Yellow body	M 10/10	105 120.26	
	Orange body	--	--	
	Green body	--	--	
	Red body	--	--	
	Black body	--	--	
Terminal blocks for ground wires	Green / yellow body (with rail contact)	M 10/10.P	165 115.10	
	Yellow+green body (without rail contact)	M 10/10.PI	165 452.22	
Characteristics		DIN-VDE	UL	CSA
Wire size mm ² / AWG**	Solid wire	0 - 16	20-6 AWG	18-6 AWG
	Stranded wire	0 - 10		
Rated voltage	V AC / = DC	750/900 Gr.C	600	600
Rated current	A	63	65	70
Rated wire size	mm ² / AWG	10 mm ²	6 AWG	6 AWG
Wire stripping length	mm / inches	12 mm / .47"		
Recommended torque	Nm / lb.in	1.2-1.4 Nm/10.6-12.3 lb-in		

Accessories	Type	P/N
-------------	------	-----



End stop (all rails)		BAM	th. 9.1	103 002.26
End section	grey	FEM6	*th. 2.8	118 368.16
	blue	FEM6	*th. 2.8	128 368.10
	yellow	FEM6	*th. 2.8	103 062.21
	orange	FEM6	*th. 2.8	103 126.16
	green	FEM6	*th. 2.8	103 125.15
Circuit separator	grey	SCM6	*	113 003.10
Separator end section (block)	grey	SCF6	*th. 3	118 707.03
Separator end section (rail)	grey	SCFM6	th. 3	114 825.05
Test socket	DIA. 2 mm	AL2 (1)	*	163 043.21
	DIA. 3 mm	AL3 (1)	*	163 261.00
	DIA. 4 mm	AL4 (1)	*	163 262.01
Test device		--	--	--
Test plug	DIA. 2 mm	FC2	*DIA. 2	007 865.26
Preassembled jumper bar	2 poles	BJM10 (1)	*	173 611.21
	3 poles	BJM10 (1)	*	173 612.22
	4 poles	BJM10 (1)	*	173 613.23
	5 poles	BJM10 (1)	*	173 614.24
	10 poles	BJM10 (1)	*	173 615.25
IP20 touchproof (see Accessories section)				
Connector plate		BJS10 (1)	20 poles	177 654.00
Jumper bar not preassembled Post + screw + washer		EV6	*	168 604.16
		PC10	*	163 315.26
Comb-type jumper bar Isolating cover	10 poles	--	--	--
		--	--	--
Shielding connector		--	--	--
		--	--	--
Protection label	3 blocks	EP8	*	163 428.20
	4 blocks	EP10	*	163 429.21
Screw for protection label		VSP6	*	163 433.15
Markers (see Accessories section)		RC65 - RC610 - RC810		