

MATING CONNECTOR

MIL-DTL-38999, Series III Threaded

Basic Part Number

D38999/32 = Plug Cover
 D38999/33 = Receptacle Cover

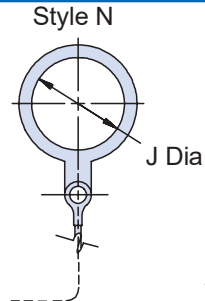
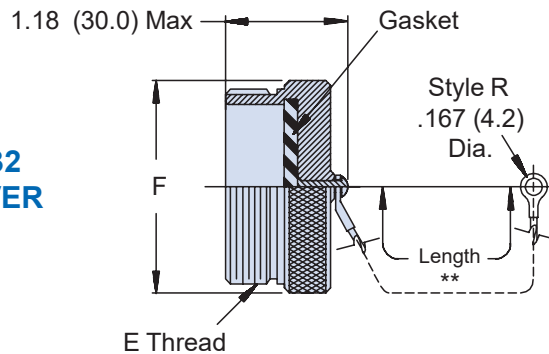
Shell Size Designator
W 15 N
Attachment Style
R or N
D38999/32**W****15****N****APPLICATION NOTES**

1. Assembly identified with manufacturer's name and part number, space permitting.
2. For complete dimensions, see the applicable Military Specification.
3. Metric dimensions (mm) are in parentheses.

Material and Finish

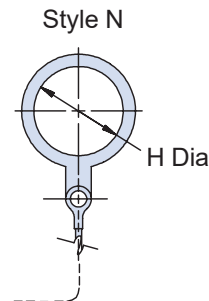
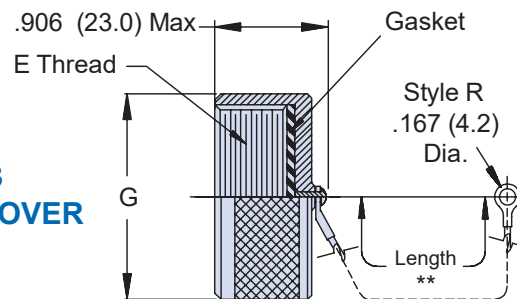
C = Aluminum, Hard Anodize
F = Aluminum, Electroless Nickel
H = Stainless Steel, Passivated (Space Grade)
J = Composite, Cadmium, Olive Drab
K = Stainless Steel, Passivated
M = Composite, Electroless Nickel
N = Stainless Steel, Electrodeposited Nickel
T = Aluminum, Nickel Fluorocarbon Polymer
W = Aluminum, Cadmium Olive Drab
Z = Aluminum, Black Zinc-Nickel

D38999/32 PLUG COVER



** Rope Length
 5.000 (127.0)
 +.50 (+13.0)
 -.25 (-7.0)

D38999/33 RECEPTACLE COVER

**TABLE I: Shell Size, Thread and Dimensions**

Shell Size	E Thread	F Max	G Max	H Min	J Min
9	.6250-0.1P-0.3L-TS	.906 (23.0)	.906 (23.0)	.694 (17.6)	.512 (13.0)
11	.7500-0.1P-0.3L-TS	1.024 (26.0)	1.102 (28.0)	.865 (22.0)	.709 (18.0)
13	.8750-0.1P-0.3L-TS	1.220 (31.0)	1.220 (31.0)	.989 (25.1)	.787 (20.0)
15	1.0000-0.1P-0.3L-TS	1.300 (33.0)	1.260 (32.0)	1.178 (29.9)	.906 (23.0)
17	1.1875-0.1P-0.3L-TS	1.457 (37.0)	1.457 (37.0)	1.260 (32.0)	1.024 (26.0)
19	1.2500-0.1P-0.3L-TS	1.575 (40.0)	1.535 (39.0)	1.428 (36.3)	1.142 (29.0)
21	1.3750-0.1P-0.3L-TS	1.732 (44.0)	1.654 (42.0)	1.506 (38.3)	1.260 (32.0)
23	1.5000-0.1P-0.3L-TS	1.811 (46.0)	1.772 (45.0)	1.678 (42.6)	1.339 (34.0)
25	1.6250-0.1P-0.3L-TS	1.969 (50.0)	1.929 (49.0)	1.750 (44.5)	1.535 (39.0)

Dimensions in inches (millimeters) and are subject to change without notice.