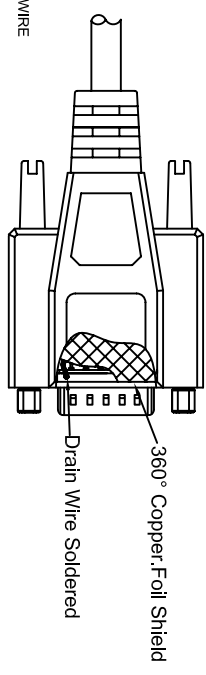
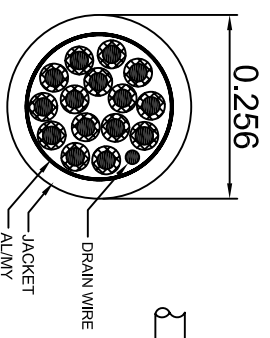
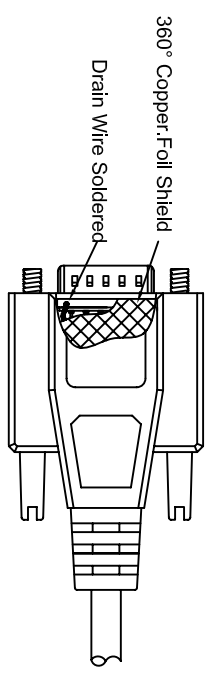
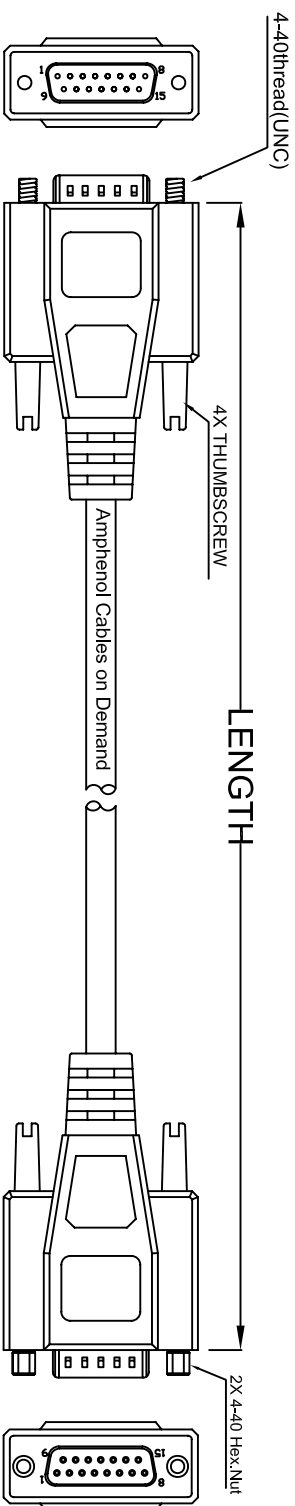


THE INFORMATION CONTAINED IN THIS DRAWING IS THE SOLE PROPERTY OF AMPHENOL CABLES ON DEMAND. ANY REPRODUCTION OR DISCLOSURE TO THIRD PARTIES, IN PART OR WHOLE, WITHOUT THE EXPRESS WRITTEN PERMISSION OF AMPHENOL CABLES ON DEMAND IS PROHIBITED.

REV.	DESCRIPTION	DATE	APPROVED
A	NEW RELEASE	07/02/07	
A1	Add wiring color	13/JAN/2012	
A2	Add Length=1.5FT(18")	14/SEP/2016	
A3	Revise cable specification(Delete braid)	8/NOV/2016	
A4	Add length=(6' & 20' & 35')	9/NOV/2017	



LENGTH & P/N Table

LENGTH	P/N	Cable Color
1.5FT ±0.8 inch	CS-DSDMDB15MF-001.5	GREY
2.5FT ±1 inch	CS-DSDMDB15MF-002.5	GREY
5FT ±2 inch	CS-DSDMDB15MF-005	GREY
10FT ±3 inch	CS-DSDMDB15MF-010	GREY
15FT ±3 inch	CS-DSDMDB15MF-015	GREY
16FT ±3 inch	CS-DSDMDB15MF-016	GREY
20FT ±4 inch	CS-DSDMDB15MF-020	GREY
25FT ±4 inch	CS-DSDMDB15MF-025	GREY
35FT ±6 inch	CS-DSDMDB15MF-035	GREY
50FT ±8 inch	CS-DSDMDB15MF-050	GREY

PIN OUT:		
Male	Female	Color
PIN1	PIN1	Black
PIN2	PIN2	Brown
PIN3	PIN3	Red
PIN4	PIN4	Orange
PIN5	PIN5	Yellow
PIN6	PIN6	Green
PIN7	PIN7	Blue
PIN8	PIN8	Purple
PIN9	PIN9	Gray
PIN10	PIN10	White
PIN11	PIN11	Pink
PIN12	PIN12	Light Green
PIN13	PIN13	Black/White
PIN14	PIN14	Brown/White
PIN15	PIN15	Red/White
SHIELD	SHIELD	Drain Wire



UNLESS OTHERWISE SPECIFIED DIMENSIONS ARE IN INCHES TOLERANCES ARE:

DEMIUS	±X	ANGLES	±X°
X	±XX		
.XXX	±.XXX		

THIRD ANGLE PROJECTION

UNLESS OTHERWISE SPECIFIED DIMENSIONS ARE IN INCHES TOLERANCES ARE:

APPROVALS	DATE	EAR NO.
LF	9/NOV/2017	
CHECKED		
BA	9/NOV/2017	
RESP ENG		
DRWING		

Amphenol Cables on Demand
20 VALLEY ST. ENDCOTT, NY 13760

Deluxe 15PIN D-Sub MF

SIZE DWG. NO. CS-DSDMDB15MF-XXX

SCALE SHEET OF

NOTES: UNLESS OTHERWISE SPECIFIED

Mouser Electronics

Authorized Distributor

Click to View Pricing, Inventory, Delivery & Lifecycle Information:

[Amphenol:](#)

[CS-DSDMDB15MF-015](#) [CS-DSDMDB15MF-010](#) [CS-DSDMDB15MF-025](#) [CS-DSDMDB15MF-002.5](#) [CS-DSDMDB15MF-005](#)