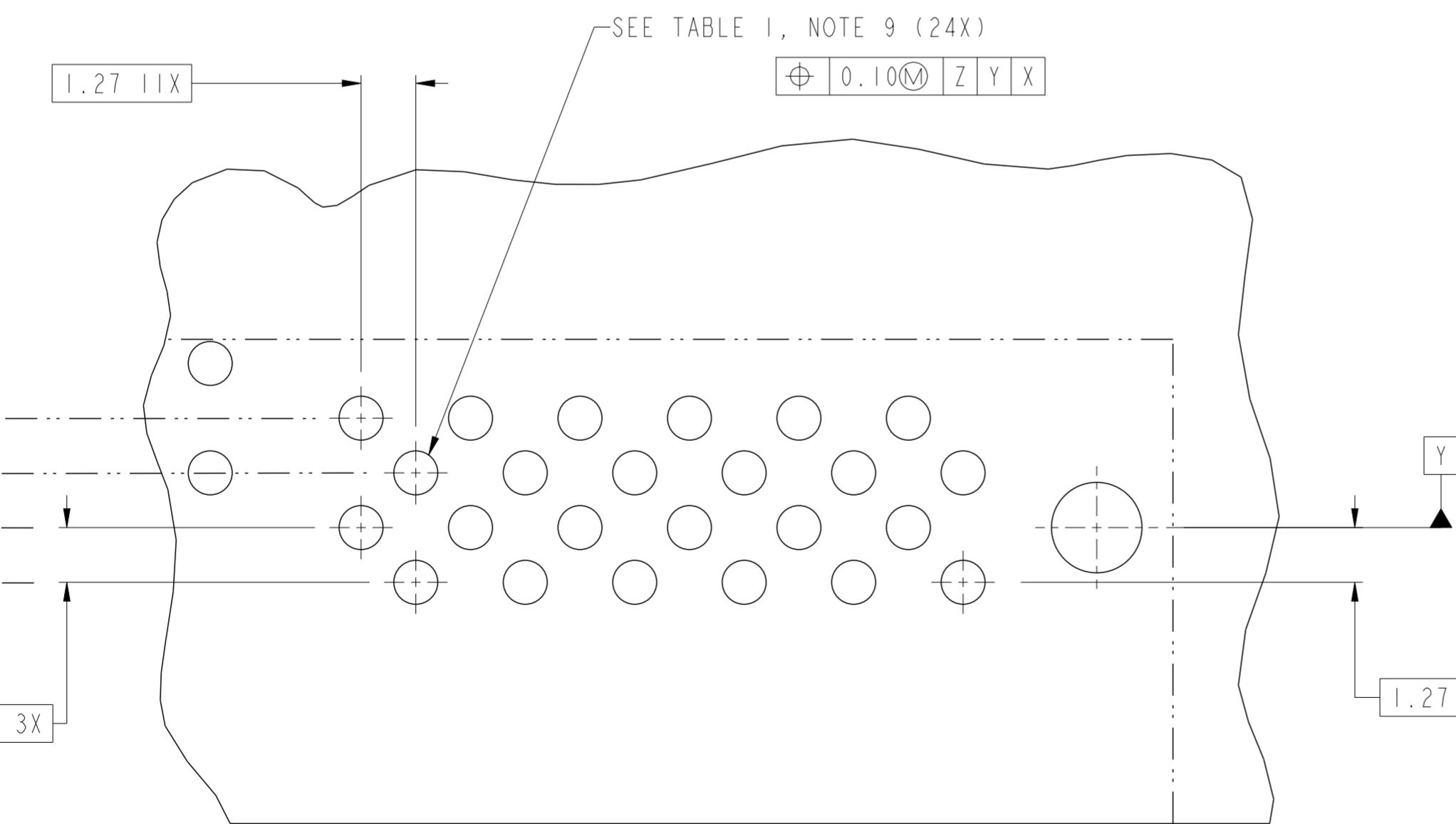
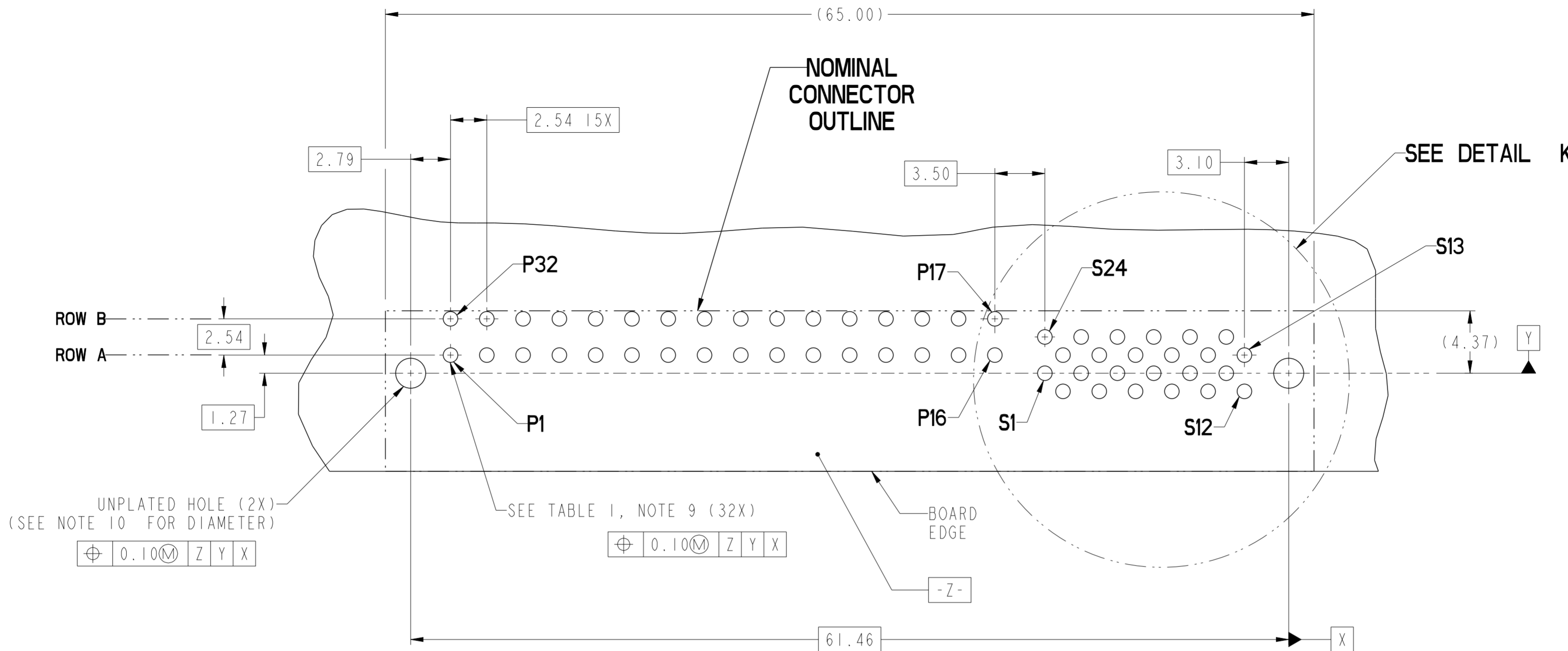
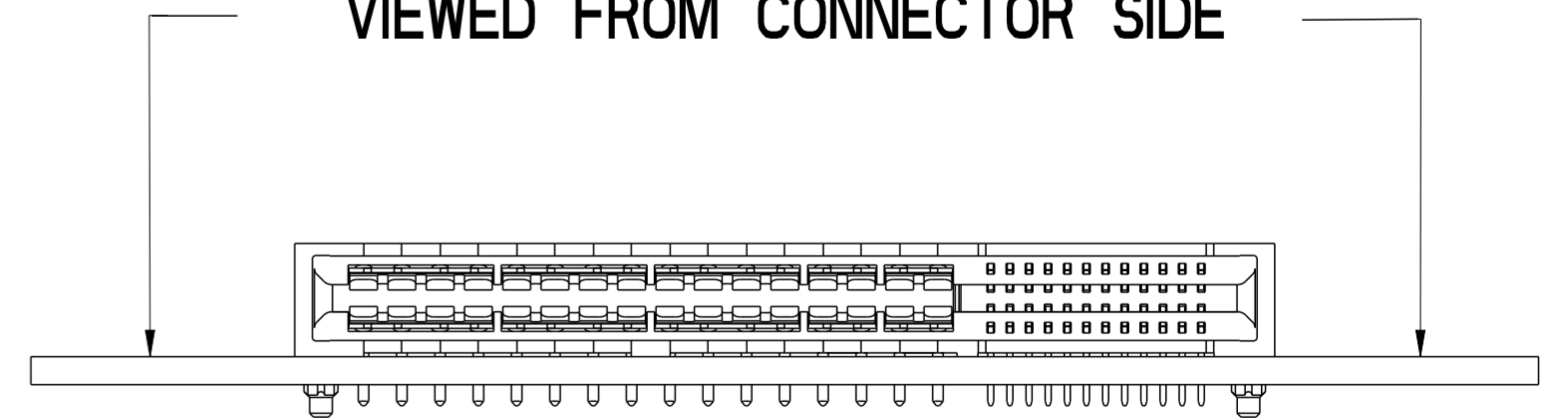


spec ref	-	dr	Wei-Long Zhang	2011/10/14	projection	MM	size	A2	scale	4:1
tolerance std	-	eng	Wei-Long Zhang	2012/01/05			ecn no	-	rel level	Released
		chr	Eleven Hu	2012/01/05						
surface	✓	appr	Pei-Ming Zheng	2012/01/06	product family	-	dwg no	10119314	rev	A
					www.fci.com	cat. no.	Product - Customer Drw	sheet 1 of 4		

Copyright FCI. FCI



**RECOMMENDED PCB LAYOUT  
VIEWED FROM CONNECTOR SIDE**

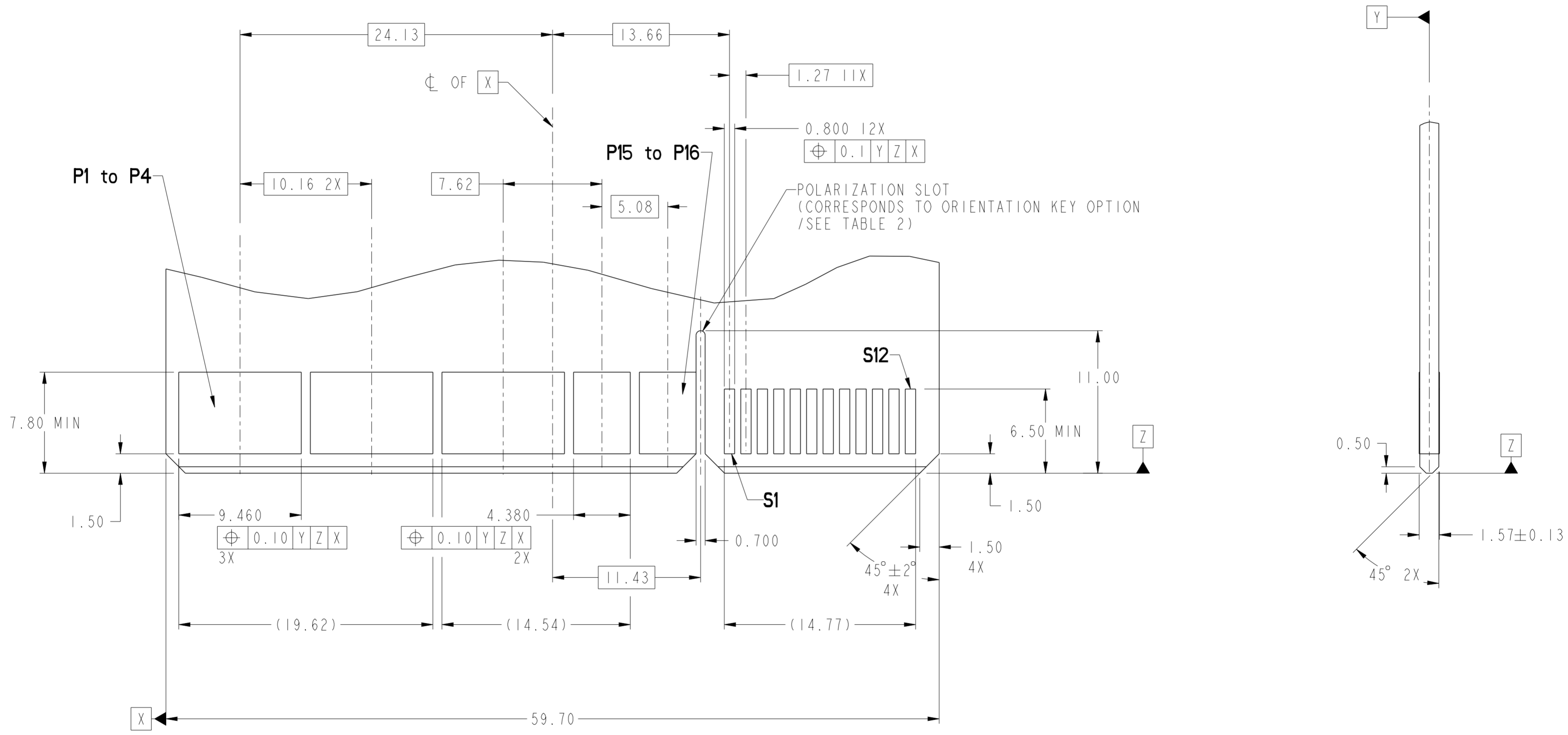


**DETAIL K  
SCALE 8:1**

dr	Wei-Long Zhang	2011/10/14	projection	MM	size	A2	scale	4:1
eng	Wei-Long Zhang	2012/01/05			ecn no	-	rel level	Released
chr	Eleven Hu	2012/01/05						
appr	Pei-Ming Zheng	2012/01/06	product family	-	rel level	-	rel level	Released
			<b>RIGHT ANGLE RECT 32P24S</b> HIGH POWER CARD EDGE		dwg no	10119314	rev	A
www.fci.com			cat. no.	-	Product - Customer Drw	sheet 2 of 4		

CONTACT TYPE	TOP LAYER DESCRIPTION	TABLE 1 (HPCE / SOLDER TAILS) PLATED THROUGH-HOLE REQUIREMENTS				
		DRILLED HOLE DIAMETER	COPPER THICKNESS	TIN-LEAD THICKNESS	TIN THICKNESS	FINISHED HOLE DIAMETER
POWER & SIGNAL	TIN-LEAD	1.10-1.16 (1.15 DRILL)	0.025 - 0.050	0.005 - 0.015	--	0.94 - 1.10
	IMMERSION TIN	1.10-1.16 (1.15 DRILL)	0.025 - 0.050	--	0.9 - 1.5um	0.94 - 1.10
	COPPER (SEE NOTE 8)	1.10-1.16 (1.15 DRILL)	0.025 - 0.050	--	--	0.94 - 1.10

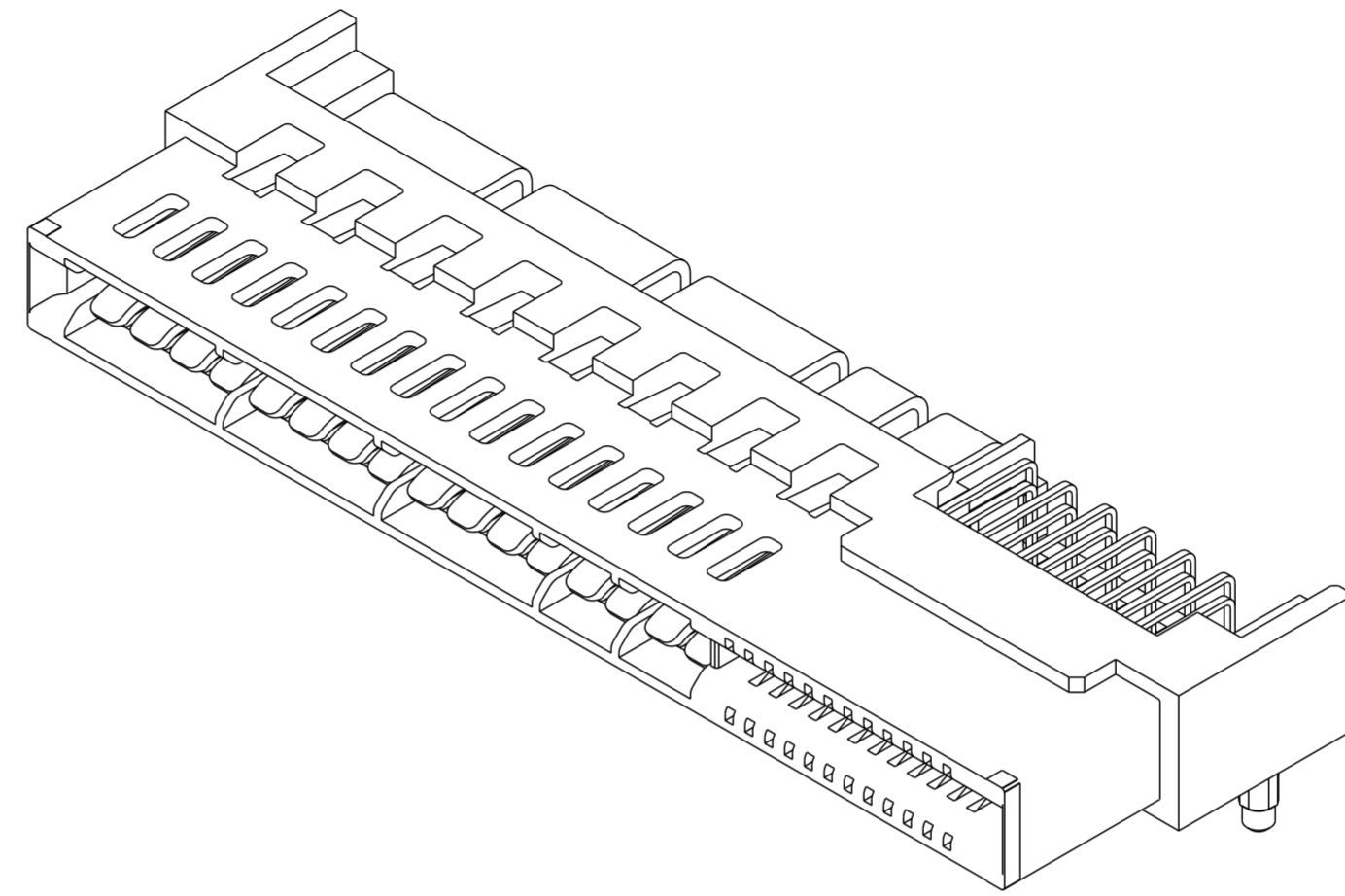
## RECOMMENDED MATING BOARD FOOTPRINT



dr	Wei-Long Zhang	2011/10/14	projection	MM	size	A2	scale	4:1	
eng	Wei-Long Zhang	2012/01/05			ecn no	-	rel level	Released	
chr	Eleven Hu	2012/01/05							
appr	Pei-Ming Zheng	2012/01/06	product family	-					
			<b>RIGHT ANGLE RECT 32P24S</b> HIGH POWER CARD EDGE			dwg no 10119314		rev <b>A</b>	
www.fci.com			cat. no.			Product - Customer Drw			sheet 3 of 4

HPCE PART NUMBER (TABLE 2)

PART NUMBER	TAIL TYPE	HOLD-DOWN OPTION	ORIENTATION KEY	DIM "A" TYPICAL TAIL LENGTH
10119314-001LF	SOLDER TAIL	NO	YES	2.50 <sup>+0.35</sup> <sub>-0.15</sub>
10119314-002LF			NO	
10119314-003LF		YES	YES	
10119314-004LF			NO	



NOTES:

1. CONNECTOR MATERIALS:  
 HOUSING: HIGH TEMPERATURE THERMAL PLASTIC, BLACK  
 UL 94V-0 COMPLIANT  
 CONTACTS: HIGH PERFORMANCE COPPER ALLOY.
2. CONTACT FINISH REF. GS-12-604 SECTION 5.2.
3. PRODUCT SPECIFICATION: GS-12-604.
4. APPLICATION SPECIFICATION: GS-20-128.
5. PRODUCT MARKING (FCI - PART NUMBER & DATE CODE) ON HOUSING IN AREA SHOWN.
6. PACKAGING MEETS FCI SPECIFICATION GS-14-937.
7. HOUSING COMPONENT WILL WITHSTAND EXPOSURE TO 260°C PEAK TEMPERATURE FOR 60 SECONDS IN A CONVECTION, INFRA-RED, OR VAPOR PHASE REFLOW OVEN.
8. COPPER PLATING THICKNESS IN CENTER OF VIA-HOLE CAN BE NO MORE THAN 0.003 LESS THAN OTHER AREAS.
9. ALL HOLE SIZES ARE FINISHED HOLE SIZES.
10. MOUNTING HOLES ARE UNPLATED  
 $\varnothing$  2.10 +/- 0.1 FOR SOLDER TAILS

dr	Wei-Long Zhang	2011/10/14	projection	MM	size	A2	scale	4:1
eng	Wei-Long Zhang	2012/01/05			ecn no	-	rel level	Released
chr	Eleven Hu	2012/01/05						
appr	Pei-Ming Zheng	2012/01/06	product family	-				
			title RIGHT ANGLE RECT 32P24S HIGH POWER CARD EDGE		dwg no 10119314	rev A		
www.fci.com			cat. no.		Product - Customer Drw		sheet 4 of 4	

# Mouser Electronics

Authorized Distributor

Click to View Pricing, Inventory, Delivery & Lifecycle Information:

[FCI / Amphenol:](#)

[10119314-004LF](#)