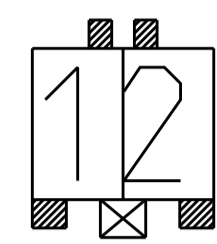
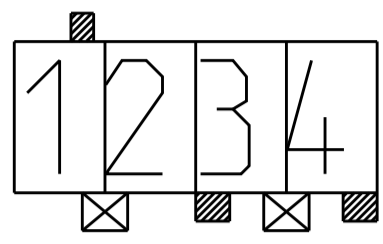


THIS DRAWING IS UNPUBLISHED. RELEASED FOR PUBLICATION 20
 © COPYRIGHT 20 . ALL RIGHTS RESERVED.

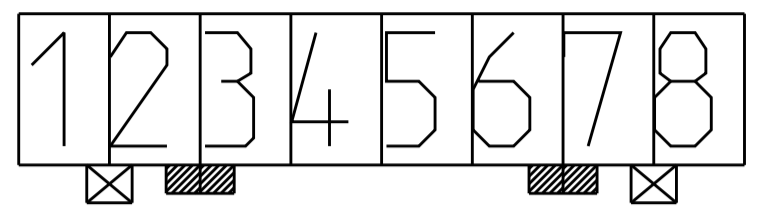
LOC	DIST	REVISIONS			
P	LYR	DESCRIPTION	DATE	DWN	APVD
-	-	SEE SHEET 1	-	-	-



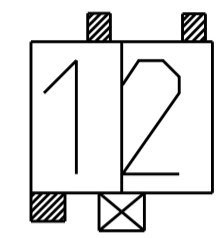
1969352-2



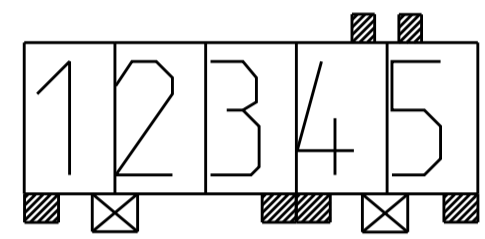
1969352-4



1969352-8



5-1969352-2



2-1969352-5

1-2,7-8	2d,3c,6d,7c	--	8	08-D	1969352-8
1-2,2-3	1c,3d,4c,5d	4b,5a	5	-	2-1969352-5
1-2,3-4	3c,4d	1b	4	04-A	1969352-4
1-2	1c	1b,2b	2	02-I	5-1969352-2
1-2	1c,2d	1b,2a	2	02-A	1969352-2
LATCH W INDOWS	KEYING	POLAR.	NO. OF POS.	RAST 5 DESIG.	PART NUMBER

THIS DRAWING IS A CONTROLLED DOCUMENT.

DIMENSIONS: mm INCHES	TOLERANCES UNLESS OTHERWISE SPECIFIED: 0 PLC ± 1 PLC ± 2 PLC ±0.25(.010) 3 PLC ± 4 PLC ± ANGLES ±2° FINISH	DWN RAGHAVENDRA 30MAR2010 CHK JEFF RUTH 30MAR2010 APVD RAY LONDON 30MAR2010	NAME ASSEMBLY, DIN, RAST 5 HEADER, RIGHT ANGLE, GWT
MATERIAL	WEIGHT	SIZE CAGE CODE DRAWING NO A1 00779 C=1969352	RESTRICTED TO
CUSTOMER DRAWING		SCALE 3:1	SHEET 2 OF 2 REV A1

4805 (3/11)

Mouser Electronics

Authorized Distributor

Click to View Pricing, Inventory, Delivery & Lifecycle Information:

[TE Connectivity:](#)

[5-1969352-2](#)