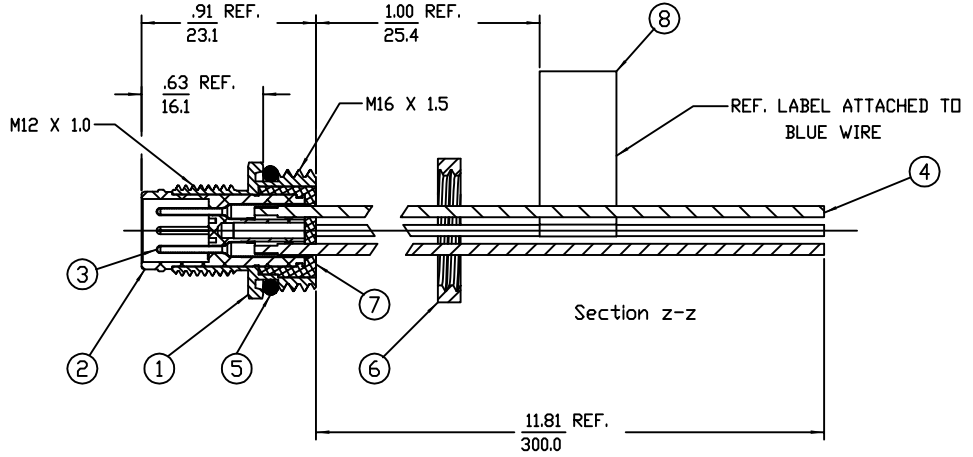
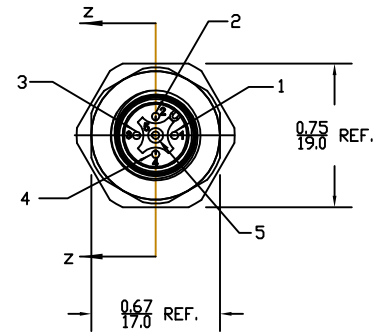
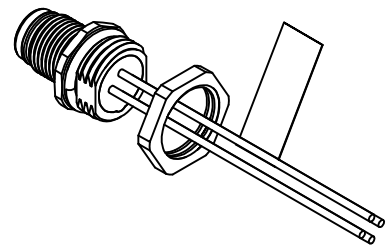
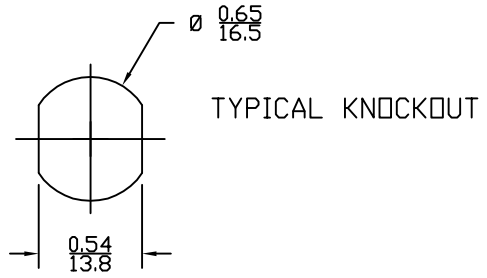


SAP P/N#	ENGINEERING NO.	LENGTH ± TOLERANCE
1200250007	WR5U26E03C300	11.81" +0.75"/-0" [30cm +1.90/-0 cm]

AUX VIEW
SCALE 1:2



1	BROWN
2	WHITE
3	BLUE
4	BLACK
5	GRAY

WIRING DIAGRAM

- NOTES:
1. MATERIAL: SEE TABLE
 2. FINISHES: SEE TABLE
 3. MATES WITH: ULTRA-LOCK FEMALE CORD ASSY
 4. ELECTRICAL SPECIFICATIONS:
VOLTAGE RATING: 60V AC/DC
CURRENT RATING: 4 AMPS
 5. ASSEMBLY IS RoHS COMPLIANT

ITEM	QTY.	DESCRIPTION	MATERIAL	FINISH
8	1	LABEL	PLASTIC FILM	BLACK/YELLOW
7	1	POTTING MATERIAL	EPDXY	
6	1	PANEL NUT, M16 X 1.5	Cu ALLOY	NICKEL PLATED
5	1	O-RING	NITRILE	BLACK
4	4	WIRE, 22 AWG (.34mm)	PVC INSULATED	SEE WIRE DIAGRAM
3	5	CONTACT PIN	Cu ALLOY	GOLD PLATED
2	1	INSERT	NYLON	BLACK
1	1	RECEPTACLE SHELL	BRASS	NICKEL PLATED

SD RELEASE
EC NO: WEL2010-0046
8/28/09
DRWN: YOU
CHKD: BWOODMAN09/08/31
APPR: JFMURPHY 2009/08/31

QUALITY SYMBOLS
▽=0
▽C=0

GENERAL TOLERANCES (UNLESS SPECIFIED)

	mm	INCH
4 PLACES	±----	±----
3 PLACES	±----	±.005
2 PLACES	±----	±.010
1 PLACE	±----	±.020

ANGULAR ±1°

DRAFT WHERE APPLICABLE
MUST REMAIN
WITHIN DIMENSIONS

DIMENSION STYLE
INCH/MM

DRAWN BY: VOUE DATE: 2009/08/28

CHECKED BY: BWOODMAN DATE: 2009/08/31

APPROVED BY: JFMURPHY DATE: 2009/08/28

MATERIAL NO. SEE CHART

SIZE A

SCALE 1:1 DESIGN UNITS INCH

THIRD ANGLE PROJECTION

TITLE
ULTRA-LOCK RECPT FPM M16
MALE 5P M12 A-CODE
#22-1 PVC WIRES

MOLEX MOLEX INCORPORATED

DOCUMENT NO. SD-120025-002 SHEET NO. 1 OF 1

THIS DRAWING CONTAINS INFORMATION THAT IS PROPRIETARY TO MOLEX INCORPORATED AND SHOULD NOT BE USED WITHOUT WRITTEN PERMISSION