

Fuseholder Open Design, 5 x 20 mm, Solder, Cover



600 VAC/DC · 10 A (UL/CSA)



Description

- Optional covers, see accessories
- 10 piece strip manually separable

Standards

- UL 4248-1
- CSA 22.2 no. 4248.1

Approvals

- UL File Number: E39328

Weblinks

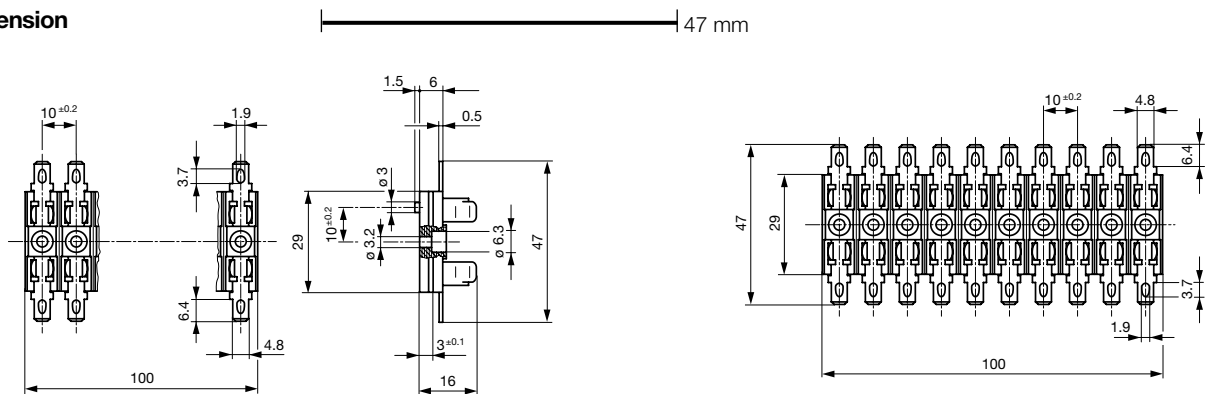
[pdf-datasheet](#), [html-datasheet](#), [General Product Information](#), [Approvals](#), [CE declaration of conformity](#), [RoHS](#), [CHINA-RoHS](#), [REACH](#), [e-Shop](#), [SCHURTER-Stock-Check](#), [Distributor-Stock-Check](#), [Accessories](#), [Detailed request for product](#)

Technical Data

Fuse-Link	5 x 20 mm
Mounting	Screw or Rivet
Terminal	Solder
Rated Voltage	600 VAC/DC
Rated current	10 A (UL/CSA)
Degree of Protection	IP 00
Admissible Ambient Air Temp.	-40 °C to 85 °C
Climatic Category	40/085/21 acc. to IEC 60068-1
Material: Socket	Thermoset, black, UL 94V-0
Material: Cover	Thermoplastic Transparent UL 94V-0
Material: Terminals	Nickel-Silver
Unit Weight	3.62 g
Storage Conditions	0 °C to 60 °C, max. 70% r.h.
Product Marking	Rated voltage, Rated current, Approvals

Soldering Methods	Wave
Solderability	350 °C / 2 sec acc. to IEC 60068-2-20, Test Ta, method 2
Resistance to Soldering Heat	350 °C / 10 sec acc. to IEC 60068-2-20, Test Tb, method 2
Contact Resistance	< 5 mΩ at 20 mV
Dielectric Strength	> 3 kV (50Hz; 1 min)
Impulse Withstand Voltage	> 4 kV between L-N
Insulation Resistance	> 10 MΩ between L-N (500 VDC; 1 min)

Dimension

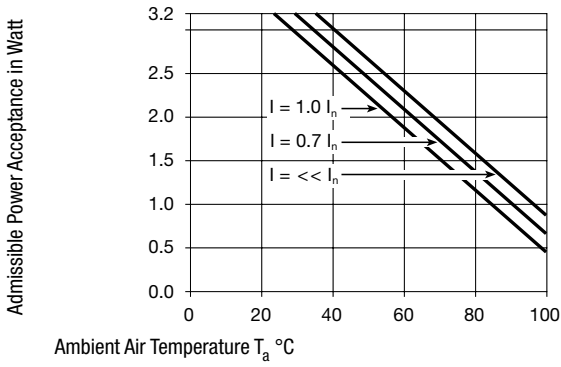


Variant 0031.5001

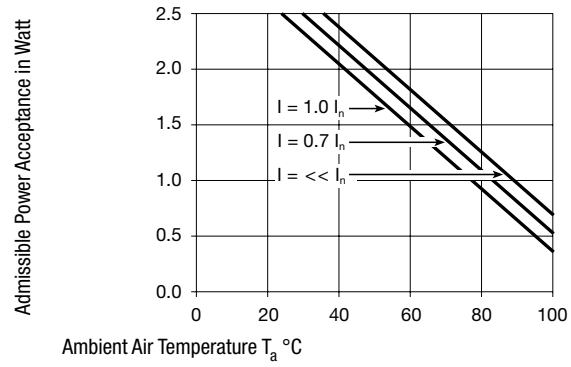
Variant 0031.5010

Derating Curves

without Cover



with cover



All Variants

Holder	Strip	Order Number
●		0031.5001
	●	0031.5010

Most Popular.

Availability for all products can be searched real-time: <http://www.schurter.com/en/Stock-Check/Stock-Check-SCHURTER>

Packaging Unit

Bulk (100 pcs.)

Accessories

Description



Cover OG, UHB, UH
Cover for Holder OG (Clip) 5x20, OG (Halter) 5x20, UH, UHB

Transparent Cover 1.6 W, Transparent	0853.9561
Transparent Cover 2.5 W, Transparent	0853.9562