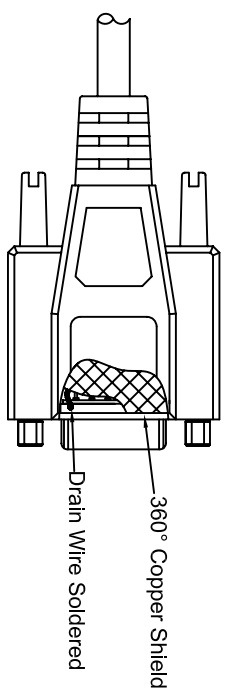
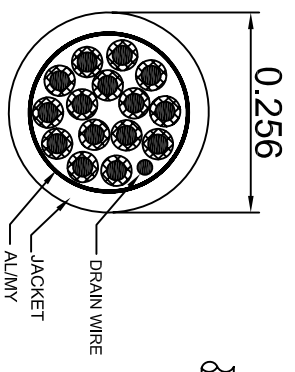
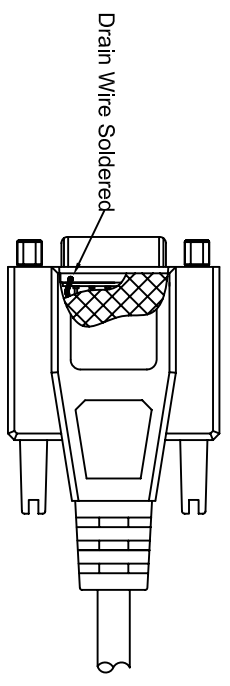
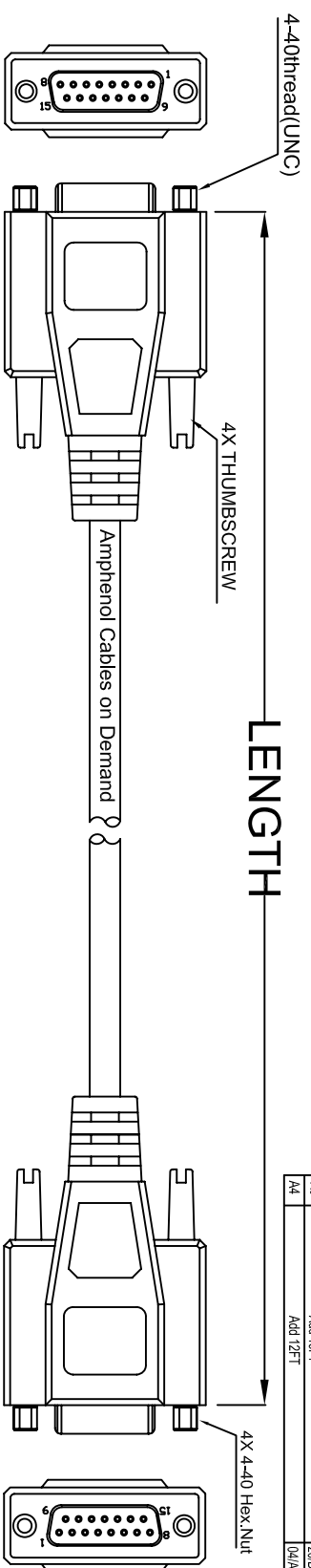


THE INFORMATION CONTAINED IN THIS DRAWING IS THE SOLE PROPERTY OF AMPHENOL CABLES ON DEMAND. ANY REPRODUCTION OR DISCLOSURE TO THIRD PARTIES IN PART OR WHOLE, WITHOUT THE EXPRESS WRITTEN PERMISSION OF AMPHENOL CABLES ON DEMAND IS PROHIBITED.

REV.	DESCRIPTION	REVISIONS	DATE	APPROVED
A	NEW RELEASE		07-Feb-2017	
A1	Add wiring color		13-Jan-2012	
A2	Revise cable specification (Delete braid)		8-Nov-2016	
A3	Add 15FT		20-Dec-2017	
A4	Add 12FT		04-Apr-2019	



PIN OUT:		
Female	Female	Color
PIN1	PIN1	Black
PIN2	PIN2	Brown
PIN3	PIN3	Red
PIN4	PIN4	Orange
PIN5	PIN5	Yellow
PIN6	PIN6	Green
PIN7	PIN7	Blue
PIN8	PIN8	Purple
PIN9	PIN9	Gray
PIN10	PIN10	White
PIN11	PIN11	Pink
PIN12	PIN12	Light Green
PIN13	PIN13	Black/White
PIN14	PIN14	Brown/White
PIN15	PIN15	Red/White
SHIELD	SHIELD	Drain Wire

LENGTH & P/N Table

LENGTH	P/N	Cable Color
5FT ±2 inch	CS-DSDMDB15FF-005	GREY
12FT ±3 inch	CS-DSDMDB15FF-012	GREY
15FT ±3 inch	CS-DSDMDB15FF-015	GREY



UNLESS OTHERWISE SPECIFIED DIMENSIONS ARE IN INCHES TOLERANCES ARE:

DECIMALS	ANGLES	APPROVALS	DATE	<b>Amphenol Cables on Demand</b> 20 VALLEY ST. ENDICOTT, NY 13760 <b>Deluxe 15PIN D-Sub FF</b>
±.X	±°	DRAWN	04-Apr-2019	
±.XX		CHECKED	04-Apr-2019	
±.XXX		RESP ENG		

THIRD ANGLE PROJECTION

SIZE DWG. NO. A CS-DSDMDB15FF-XXX

SCALE SHEET OF A4

NOTES: UNLESS OTHERWISE SPECIFIED

# Mouser Electronics

Authorized Distributor

Click to View Pricing, Inventory, Delivery & Lifecycle Information:

[Amphenol:](#)

[CS-DSDMDB15FF-005](#)