

4

3

2

1

THIS DRAWING IS UNPUBLISHED.

RELEASED FOR PUBLICATION

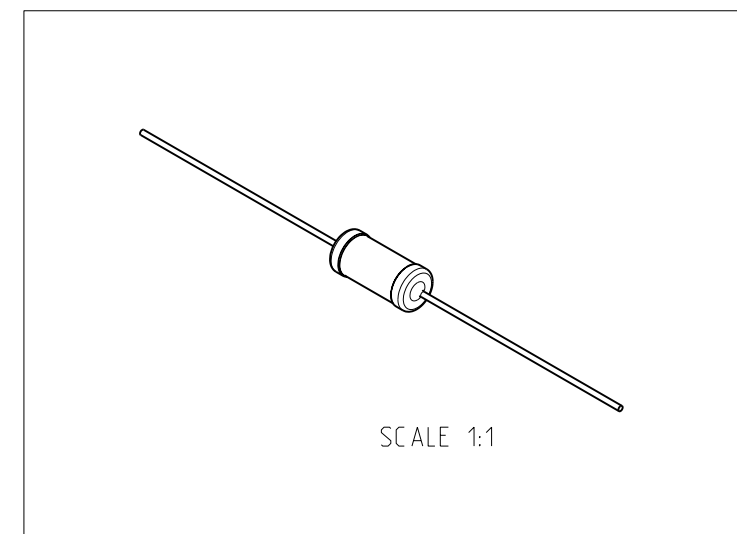
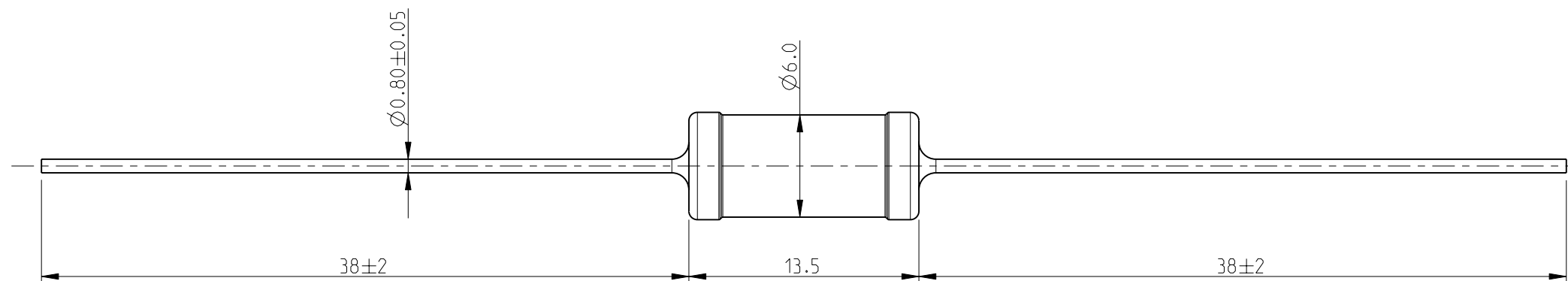
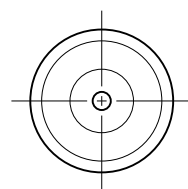
2008


© COPYRIGHT 2008 BY -

ALL RIGHTS RESERVED.

LOC	DIST	REVISIONS			
P	LTR	DESCRIPTION	DATE	DWN	APVD
E	B	BA1	REVISED PER ECO-11-005150	29MAR2011	RK HMR

1. PACKAGING: AMMO PACKED
2. FOR FURTHER INFORMATION SEE DATA SHEET FOR SERIES ER/ERV- HIGH POWER RESISTORS



THIS DRAWING IS A CONTROLLED DOCUMENT.		DWN	SUBHASH.M 28-JUL-09		 TE Connectivity HIGH POWER RESISTORS SERIES ER74						
DIMENSIONS: mm		CHK	ALLAN.P 28-JUL-09								
TOLERANCES UNLESS OTHERWISE SPECIFIED:		APVD	STEPHEN.P 28-JUL-09								
0 PLC ± 0.2 1 PLC ± 0.1 2 PLC ± - 3 PLC ± - 4 PLC ± - ANGLES ± - ± 5°		PRODUCT SPEC	-								
MATERIAL -		FINISH	-		APPLICATION SPEC	SIZE	CAGE CODE	DRAWING NO	RESTRICTED TO		
			-		WEIGHT	A3 00779		1623746	-		
CUSTOMER DRAWING					SCALE	3:1		SHEET	1 OF 1	REV	BA1

Mouser Electronics

Authorized Distributor

Click to View Pricing, Inventory, Delivery & Lifecycle Information:

[TE Connectivity:](#)

[ER74120RJT](#)