

UE910 Family Product Description

80412ST10117A Rev.3 – 2017-08-31



APPLICABILITY TABLE

PRODUCT
UE910-EUR
UE910-EUD
UE910-NAR
UE910-NAD
UE910-GL



Disclaimer

The information contained in this document is the proprietary information of Telit Communications S.p.A. and its affiliates ("TELIT").

The contents are confidential and any disclosure to persons other than the officers, employees, agents or subcontractors of the owner or licensee of this document, without the prior written consent of Telit, is strictly prohibited.

Telit makes every effort to ensure the quality of the information it makes available. Notwithstanding the foregoing, Telit does not make any warranty as to the information contained herein, and does not accept any liability for any injury, loss or damage of any kind incurred by use of or reliance upon the information.

Telit disclaims any and all responsibility for the application of the devices characterized in this document, and notes that the application of the device must comply with the safety standards of the applicable country, and where applicable, with the relevant wiring rules.

Telit reserves the right to make modifications, additions and deletions to this document due to typographical errors, inaccurate information, or improvements to programs and/or equipment at any time and without notice.

Such changes will, nevertheless be incorporated into new editions of this document.

Copyright: Transmittal, reproduction, dissemination and/or editing of this document as well as utilization of its contents and communication thereof to others without express authorization are prohibited. Offenders will be held liable for payment of damages. All rights are reserved.

Copyright © Telit Communications S.p.A. 2012.



Contents

1. Introduction	6
1.1. Scope	6
1.2. Audience	6
1.3. Contact Information, Support	6
1.4. Text Conventions	7
1.5. Related Documents	7
1.6. Document History	7
2. Overview	8
2.1. Product variants	9
2.2. Target Market	9
2.3. Features	9
2.4. Approvals	12
3. General Product Description	13
3.1. Dimensions and 2D mechanical drawing	13
3.2. Weight	14
3.3. Environmental requirements	14
3.3.1. Temperature range	14
3.3.2. RoHS compliance	14
3.4. Operating Frequency	14
3.5. Transmitter output power	15
3.6. Sensitivity	16
3.7. Antenna	16
3.7.1. Frequency band of GSM/WCDMA antenna	16
3.8. Supply voltage	17
3.9. Power consumption	17
3.10. Logic level	18
3.11. Input and Outputs	18
3.11.1. General Purpose I/Os	18
3.11.2. Power on monitor (PWR_MON)	18
3.11.3. Power on/off control (ON_OFF)	18
3.11.4. Auxiliary power output for accessory (VAUX)	18
3.11.5. SIM Reader	18



3.11.6.	Converters	18
3.11.7.	Audio Interface	18
3.11.8.	Serial ports	18
3.11.9.	USB port	19
3.11.10.	User Interface	19
3.12.	Features	19
3.12.1.	Speech Coding	19
3.12.2.	SMS	19
3.12.3.	RTC Bypass out	19
3.12.4.	Data Transmission capabilities	19
3.12.5.	Local security management	20
3.12.6.	Call control	20
3.12.7.	Phonebook	20
3.12.8.	Characters management	20
3.12.9.	SIM related functions	20
3.12.10.	Call status indication	20
3.12.11.	Automatic answer	20
3.12.12.	Supplementary services	20
3.13.	Mounting the modules on your board	21
3.14.	Packing system	21
4.	Evaluation Kit	22
5.	AT Commands	23
6.	Safety Recommendations	24
7.	Conformity assessment issues	24
7.1.	RTT&E Notified Body statement of Opinion	29
7.2.	FCC certificates	31
7.3.	IC certificates	34
8.	List of acronyms	36



1. Introduction

1.1. Scope

Scope of this document is to give an overview of the Telit UE910 family, which can support GSM/GPRS/EDGE and WCDMA/HSPA with data/voice capabilities.

1.2. Audience

This document is intended for customers who are evaluating the UE910 family.

1.3. Contact Information, Support

For general contact, technical support, to report documentation errors and to order manuals, contact Telit Technical Support Center (TTSC) at:

TS-EMEA@telit.com
TS-NORTHAMERICA@telit.com
TS-LATINAMERICA@telit.com
TS-APAC@telit.com

Alternatively, use:

<http://www.telit.com/en/products/technical-support-center/contact.php>

For detailed information about where you can buy the Telit modules or for recommendations on accessories and components visit:

<http://www.telit.com>

To register for product news and announcements or for product questions contact Telit Technical Support Center (TTSC).

Our aim is to make this guide as helpful as possible. Keep us informed of your comments and suggestions for improvements.

Telit appreciates feedback from the users of our information.



1.4. Text Conventions



Danger - This information MUST be followed or catastrophic equipment failure or bodily injury may occur.



Caution or Warning - Alerts the user to important points about integrating the module, if these points are not followed, the module and end user equipment may fail or malfunction.



Tip or Information - Provides advice and suggestions that may be useful when integrating the module.

All dates are in ISO 8601 format, i.e. YYYY-MM-DD.

1.5. Related Documents

- UE910 family Hardware User Guide, 1VV0301012
- Telit Modules Software User Guide, 1VV0300784
- Telit IP Easy User Guide, 80000ST10028A
- HE Family Ports Arrangements, 1VV0300971
- HE910 Digital Voice Interface Application Note, 80000NT10050A
- SPI Port Application Note, 80000NT10053A
- SIM Holder Design Guides, 80000NT10001a
- Telit EVK2 User Guide, 1vv0300704

1.6. Document History

Revision	Date	Changes
0	2012-09-17	First issue
1	2013-03-21	Updated product features
2	2013-09-12	Updated chapters 3.3, 3.9 Added certificates in chapter 7
3	2017-08-31	Updated certificates for new SW release and RED directive Added UE910-GL



2. Overview

The UE910 product family complete the offering of products based on HSPA technology. It includes low cost 3.5G modules, dual-band, designed on the xE910 LGA unified form factor. The UE910 offers "voice capable" variants, featuring both analog or digital audio, and data-only variants.

In addition to pin-to-pin compatibility, also the AT command interface is fully compatible with the companion HE910 module.

It features an internal codec that gives customers the choice between digital or analog voice. Moreover an embedded SIM-chip is also available as mounting option.

It is ideal for low cost application that do not require a global coverage and, due to the great variety of features within the xE910 family, it allows customers to tailor their choice according the specific needs of their application: design once and deploy globally.

As a part of Telit's corporate policy of environmental protection, all Telit products comply with the RoHS (Restriction of Hazardous Substances) directive of the European Union (EU Directive 2011/65/EU)



NOTE:

Some of the performances of the Telit modules depend on S/W version installed on the module itself. The Telit modules S/W group is continuously working in order to add new features and improve the overall performances. The Telit modules are easily upgraded by the developer using the Telit Flash Programmer.



NOTE:

In order to meet the competitive OEM and vertical market stringent requirements, Telit supports its customers with a dedicated Support Policy with:

- Telit Evaluation Kit EVK2 to help you to develop your application;
 - A website with all updated information available;
 - An high level specialist technical support to assist you in your development;
-



2.1. Product variants

The UE910-GL is a UMTS/HSPA penta band GSM/GPRS/EDGE quad band global variant

All UE910 regional variants are dual-band GSM/GPRS/EDGE and dual band UMTS/HSPA

	UE910-GL	UE910-EUR	UE910-EUD	UE910-NAR	UE910-NAD
Market	Global	EMEA / APAC	EMEA / APAC	North America	North America
HSPA Upload (Mbps)	5.76	5.76	5.76	5.76	5.76
HSPA Download (Mbps)	7.2	7.2	7.2	7.2	7.2
Frequencies					
UMTS HSPA bands (MHz)	800/850/900/1900/2100	900 / 2100	900 / 2100	850 / 1900	850 / 1900
GSM GPRS EDGE Dual-band	850/900/1800/1900	900 / 1800	900 / 1800	850 / 1900	850 / 1900
Features					
Data	•	•	•	•	•
Voice	•	•		•	

2.2. Target Market

The UE910 family is designed and developed for applications such as:

- Telemetry
- Telematics
- Security alarms
- AMR (automated meter reading)
- Low-cost 3G applications
- High-bandwidth applications
- Regional markets

2.3. Features

- Advanced E-GPRS/WCDMA/HSDPA/HSUPA Software protocol stack (Layer 1 to 3) - Version: 3GPP Release 7
- GSM Quad band (900/1800 MHz for EUx, 850/1900 MHz for NAX)
- WCDMA dual-band: B1&B8 for the EUx models and B2&B5 for the NAX models
- HSDPA up 7.2Mbps
- HSUPA up to 5.76Mbps



UE910 Family Product Description
80412ST10117A - Rev.3 - 2017-08-31

- WCDMA up to 384kbps downlink/uplink
- DTM (Dual Transfer Mode)
- CPC (DRX/DTX) (Continuous Packet Connectivity)
- DARF
- Control via AT commands according to 3GPP TS27.005, 27.007 and Telit customized AT commands
- Serial port multiplexer 3GPP TS27.010
- SIM application Tool Kits 3GPP TS 51.014
- Power consumption (typical values)
 - Stand-by current 2G, DRX5, 1.1 mA
 - Stand-by current 3G, DRX7, 1.2 mA
- Output power
 - Class 4 (2W) @ 850 / 900 MHz, GSM
 - Class 1 (1W) @ 1800 / 1900 MHz, GSM
 - Class E2 (0.5W) @ 850/900 MHz, EDGE
 - Class E2 (0.4W) @ 1800/1900 MHz, EDGE
 - Class 3 (0.25W) @ 850/900/1900/2100 MHz, WCDMA
- Sensitivity:
 - - 109 dBm (typ.) @ 850 / 900 MHz (GSM)
 - - 110 dBm (typ.) @ 1800 / 1900 MHz (GSM)
 - - 111 dBm (typ.) @ 850/900/1900 / 2100 MHz (WCDMA)

Interfaces

- 10 general I/O ports maximum including multi-functional I/Os
- I2S for digital audio interface
- Analog audio (balanced)
- USB 2.0 HS
- 1 UART
- 1 Auxiliary serial port (RX/TX only)
- SPI
- 1 I2C
- 1.8V/3V SIM interface



Audio

- Telephony, emergency call
- HR, FR, EFR, AMR for GSM and AMR for WCDMA voice codec
- Spatial Noise Suppression
- Multiple audio profiles pre-programmed and fully configurable
- DTMF

SMS

- Point to point mobile originated and mobile terminated SMS
- Concatenated SMS supported
- SMS cell broadcast
- Text and PDU mode
- SMS over GPRS

Data transmission

- HSPA: category 8 in downlink e category 6 in uplink
 - DL up to 7.2Mbps
 - UL up to 5.76Mbps
- WCDMA: up to 384kbps downlink/uplink
- Asynchronous non-transparent CSD up to 9.6kbps
- GPRS class 10 for NAX variants and class 33 for EUX variants
- EDGE class 10 for NAX variants and class 33 for EUX variants
- Coding scheme 1 to 4 (GPRS) & Modulation Coding scheme 1 to 9 (EDGE)

GSM Supplementary Services

- Call forwarding
- Call barring
- Call waiting & call hold
- Advice of charge



- Calling line identification presentation [CLIP]
- Calling line identification restriction [CLIR]
- Unstructured supplementary services mobile originated data [USSD]
- Closed user group

Additional features

- SIM phonebook
- Fixed Dialling Number (FDN)
- Call control & status indication
- SIM phonebook
- Character management (IRA, UCS2, GSM)
- USIM 3GPP Rel.7
- Real Time Clock
- Automatic answer
- Alarm management
- Embedded TCP/IP stack, including TCP, IP, UDP, and FTP protocols
- CSD for Video Telephony support

2.4. Approvals

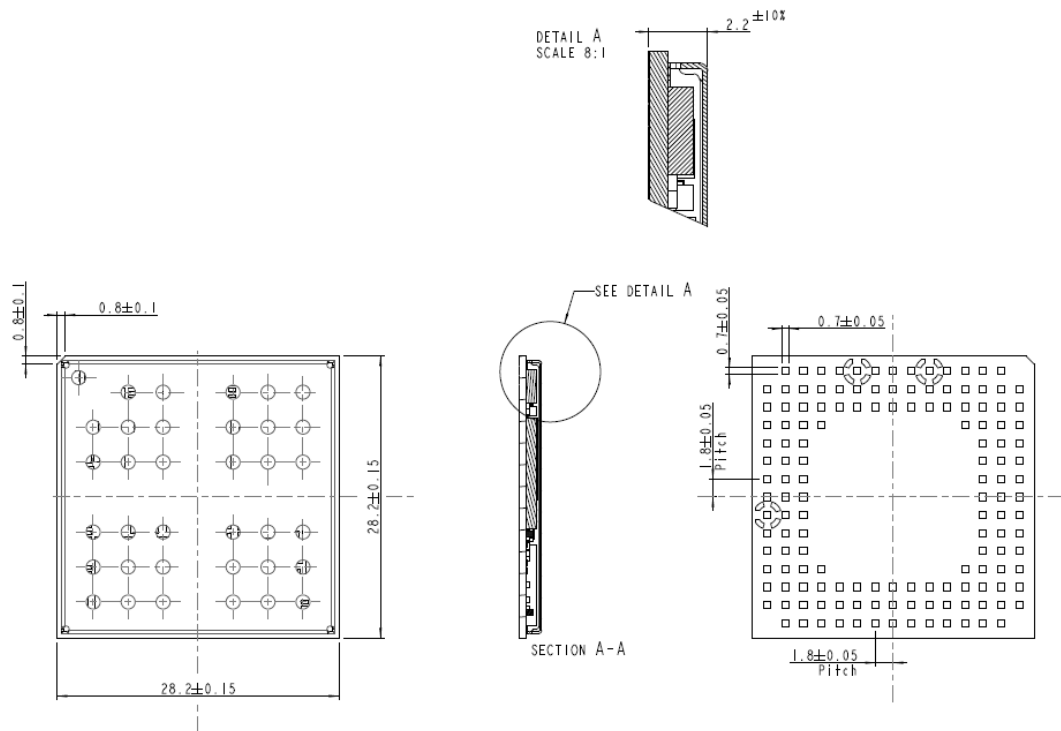
- Fully type approved confirming with RED directive
- CE, GCF
- FCC, IC, PTCRB,
- RoHS (all versions)



3. General Product Description

3.1. Dimensions and 2D mechanical drawing

UE910 has a Land-Grid-Array (LGA) package, with 144 pads.



The

overall dimensions of UE910 family are:

- Length: 28.2 mm
- Width: 28.2mm
- Thickness: 2.2 mm



3.2. Weight

The module weight of UE910 family is about 10 grams.

3.3. Environmental requirements

3.3.1. Temperature range

Storage and Operating Temperature Range	-40°C ~ +85°C
---	---------------

3.3.2. RoHS compliance

As a part of Telit corporate policy of environmental protection, the UE910 family complies with the RoHS (Restriction of Hazardous Substances) directive of the European Union (EU directive 2011/65/EU).

3.4. Operating Frequency

The operating frequencies in GSM850, EGSM900, DCS1800, PCS1900, WCDMA modes are compliant to the 3GPP and WCDMA specifications.

Mode	Freq. TX (MHz)	Freq. RX (MHz)	Channels	TX - RX offset
GSM850	824.2 ~ 848.8	869.2 ~ 893.8	128 ~ 251	45 MHz
EGSM900	890.0 ~ 914.8	935.0 ~ 959.8	0 ~ 124	45 MHz
	880.2 ~ 889.8	925.2 ~ 934.8	975 ~ 1023	45 MHz
DCS1800	1710.2 ~ 1784.8	1805.2 ~ 1879.8	512 ~ 885	95MHz
PCS1900	1850.2 ~ 1909.8	1930.2 ~ 1989.8	512 ~ 810	80MHz
WCDMA850 (band V)	826.4 ~ 846.6	871.4 ~ 891.6	Tx: 4132 ~ 4233 Rx: 4357 ~	45MHz



			4458	
WCDMA900 (band VIII)	882.4 ~ 912.6	927.4 ~ 957.6	Tx: 2712 ~ 2863 Rx: 2937 ~ 3088	45MHz
WCDMA1900 (band II)	1852.4 ~ 1907.6	1932.4 ~ 1987.6	Tx: 9262 ~ 9538 Rx: 9662 ~ 9938	80MHz
WCDMA2100 (Band I)	1922.4 ~ 1977.6	2112.4 ~ 2167.6	Tx: 9612 ~ 9888 Rx: 10562 ~ 10838	190MHz

3.5. Transmitter output power

The UE910 family transceiver output of GSM/GPRS mode in 850/900MHz bands are class 4 in accordance with the specifications which determine the nominal 2W peak RF power (+33dBm) on 50ohm. In the 1800/1900MHz bands are class 1 in accordance with the specification which determines the nominal 1W peak RF power (+30dBm) on 50ohm.

The UE910 family transceiver output of EDGE mode in 850/900MHz bands are class E2 in accordance with the specifications which determine the nominal 0.5W peak RF power (+27dBm) on 50ohm. In the 1800/1900MHz bands are class E2 in accordance with the specification which determine the nominal 0.4W peak RF power (+26dBm) on 50ohm.

The UE910 family transceiver output of WCDMA mode in 850/900/1900/2100MHz bands is class 3 in accordance with the specifications which determine the nominal 0.25W peak RF power (+24dBm) on 50ohm.



3.6. Sensitivity

Band	Typical	Note
GSM 850	-109.5 dBm	BER Class II <2.44%
GSM 900	-109 dBm	BER Class II <2.44%
DCS1800	-110 dBm	BER Class II <2.44%
PCS 1900	-109.5 dBm	BER Class II <2.44%
WCDMA FDD B1	-111 dBm	BER <0.1%
WCDMA FDD B2	-110 dBm	BER <0.1%
WCDMA FDD B5	-111 dBm	BER <0.1%
WCDMA FDD B8	-110 dBm	BER <0.1%

3.7. Antenna

3.7.1. Frequency band of GSM/WCDMA antenna

The antenna that the customer chooses should fulfill the following requirements:

ANTENNA REQUIREMENTS	
Frequency range	Depending by frequency band(s) provided by the network operator, the customer shall use the most suitable antenna for that/those band(s)
Bandwidth (GSM/EDGE)	70 MHz in GSM850, 80 MHz in GSM900, 170 MHz in DCS & 140 MHz PCS band
Bandwidth (WCDMA)	70 MHz in WCDMA Band V 80 MHz in WCDMA Band VIII 140 MHz in WCDMA Band II 250 MHz in WCDMA Band I
Gain	1.4dBi @900 and 3dBi @1800 1.4dBi @850 and 3dBi @1900 1.43 dBi (WCDMA)
Impedance	50 ohm
Input power	> 33dBm(2 W) peak power in GSM > 24dBm Average power in WCDMA
VSWR absolute max	≤ 5:1 (limit to avoid permanent damage)
VSWR recommended	≤ 2:1 (limit to fulfil all regulatory requirements)

For further information, please refer to the UE910 family Hardware User Guide.



3.8. Supply voltage

The external power supply must be connected to VBATT signal and must fulfill the following requirements:

Nominal Supply Voltage	3.8V
Operating Voltage Range	3.4 ~ 4.2V
Extended Operating Voltage Range	3.1 ~ 4.5V



CAUTION:

The operating voltage MUST not be exceeded; Special care must be taken when designing the application's power supply section to avoid an excessive voltage drop. If the voltage drop is exceeding the limits it could cause a Power Off of the module.

3.9. Power consumption

The UE910 power consumptions are described in the following table

UE910		
Mode	Average (mA)	Mode description
SWITCHED OFF		
Switched Off	180 uA	Module supplied but Switched Off
IDLE mode (WCDMA)		
AT+CFUN=1	12.2	Normal mode: full functionality of the module
AT+CFUN=5	1.8	Full functionality with power saving; DRX7; Module registered on the network can receive incoming calls and SMS
IDLE mode (GSM/EDGE)		
AT+CFUN=1	19	Normal mode: full functionality of the module
AT+CFUN=4	16.5	Module is not registered on the network
AT+CFUN=5	1.2	Full functionality with power saving; DRX9 (1.3mA in case of DRX5).
Operative mode (WCDMA)		
WCDMA Voice	152	WCDMA voice call (TX = 10dBm)
WCDMA HSDPA (0dBm)	187	WCDMA data call (Cat 8, TX = 0dBm)
WCDMA HSDPA (22dBm)	494	WCDMA data call (Cat 8, TX = 22dBm)
Operative mode (EDGE)		
EDGE 4TX+1RX		
GSM 850/900 - G8	495	EDGE Sending data mode
DCS1800/ PCS1900 - G7	484	
Operative mode (GSM)		
CSD TX and RX mode		
GSM 850/900 CSD PL5	220	GSM VOICE CALL
DCS1800/ PCS1900 CSD PL0	167	
GPRS 4TX+1RX		
GSM 850/900 PL5	580	GPRS Sending data mode
DCS1800/ PCS1900 PL0	438	

Depending on network configuration and not under module control



3.10. Logic level

Where not specifically stated, the most of interface circuits work at 1.8V CMOS logic levels. To get more detailed information about the logic level specifications used for UE910 family, please refer to the UE910 family Hardware User Guide.

3.11. Input and Outputs

3.11.1. General Purpose I/Os

10 pins of general purpose I/Os can be configured by AT command in three different ways as input, output and alternative function.

3.11.2. Power on monitor (PWR_MON)

The PWR_MON indicates the status of the module running properly.

3.11.3. Power on/off control (ON_OFF)

External power on/off control input. Refer to the UE910 family Hardware User Guide for more details of Power on timing.

3.11.4. Auxiliary power output for accessory (VAUX)

A regulated 1.8V power output is provided for an external device.

3.11.5. SIM Reader

The UE910 family supports 1 SIM/USIM at 1.8V and 3V ONLY with and external SIM connector. For 5V SIM, an external level translator can be added. Refer to the UE910 family Hardware User Guide.

3.11.6. Converters

The UE910 family has 1 ADC and 1DAC.

3.11.7. Audio Interface

The UE910 Module is provided by an Analog Audio section. A Digital Audio bus is available as well (not simultaneously with the analog one).

3.11.8. Serial ports

Two serial ports are available.

- Full RS232-C
- Auxiliary serial port (RX/TX only)



3.11.9. USB port

The USB2.0 High Speed has a clock rate of 480MHz

3.11.10. User Interface

The user interface is managed by AT commands according to ITU-T V.250, 3GPP 27.007 and 27.005 specifications. Please refer to the UE910 AT command User Guide for complete details.

3.12. Features

3.12.1. Speech Coding

The UE910 family support the following voice codecs:

- Adaptive Multi Rate for WCDMA
- Half Rate, Full Rate, Enhanced Full Rate, Adaptive Multi Rate for GSM

3.12.2. SMS

The UE910 family supports the following SMS types:

- Mobile Terminated (MT) class 0 ~ 3 with signaling of new incoming SMS, SIM full, SMS read
- Mobile Originated class (MO) 0 ~ 3 with writing, saving in SIM and sending
- Cell broadcast compatible with CB DRX signaling of new incoming SMS.

The UE910 supports also SMS over GPRS

3.12.3. RTC Bypass out

The VRTC pin brings out the Real Time Clock supply, which is separate from the rest of the digital part, allowing having only RTC going on when all the other parts of the device are off.

To this power output a backup capacitor can be added in order to increase the RTC autonomy during power off of the battery. NO Devices must be powered from this pin.

3.12.4. Data Transmission capabilities

The UE910 family supports:

- HSPA: D/L up to 7.2Mbps, U/L up to 5.76Mbps



- Asynchronous non-transparent CSD up to 9.6kbps for GSM, 14.4kbps for WCDMA
- EDGE Class 10 for NAX variants and Class 33 for EUx variants
- Coding scheme 1 to 4 (GPRS) & Modulation Coding scheme 1 to 9 (EDGE)

3.12.5. Local security management

The local security management can be done with the lock of Universal Subscriber Identity Module (USIM), and the security code will be requested at power-up.

3.12.6. Call control

The calling cost control function is supported.

3.12.7. Phonebook

This function allows storing the telephone numbers into SIM memory. The capability depends on the SIM version and its embedded memory.

3.12.8. Characters management

The UE910 family supports the IRA, GSM, PCCP437, 8859-1 and UCS2 character sets, in TEXT and PDU mode.

3.12.9. SIM related functions

Activation and deactivation of the numbers stored in phone book FDN (Fixed Dialing Numbers), ADN (Abbreviated Dialing Number) and PIN insertion are supported. Extension at the PIN2 for the PUK2 insertion capability for lock condition is supported too.

3.12.10. Call status indication

The call status indication is supported.

3.12.11. Automatic answer

The automatic answering feature is supported. The user/application can specify the number of rings after which the module will make an answer automatically.

3.12.12. Supplementary services

The following supplementary services are supported:

- Call Barring
- Call Forwarding



- Calling Line Identification Presentation (CLIP)
- Calling Line Identification Restriction (CLIR)
- Call Waiting, other party call Waiting Indication
- Call Hold, other party Hold/Retrieved Indication
- Closed User Group supplementary service (CUG)
- Advice of Charge
- Unstructured SS Mobile Originated (MO)

3.13. Mounting the modules on your board

The modules have been designed in order to be compliant with a standard lead-free SMT process. For detailed information about PCB pad design and conditions to use in SMT process, please refer to the respective Hardware User Guide.

3.14. Packing system

According to SMT process, for picking & placing movement requirements, UE910 family is packaged on trays. Each tray contains 20 pieces in size of 176 x 329.

The level of moisture sensibility of UE910 family is "3", according with standard IPC/JEDEC J-STD-020, take care of all the relative requirements for using this kind of components. Special care for handling is highly required.



4. Evaluation Kit

In order to assist the customer in the development of the application, Telit offers the EVK2 Evaluation Kit that can be ordered separately. The EVK2 has a SIM card holder, the RS 232 serial port level translator, a direct UART connection, audio and antenna connector.

The EVK2 provides a fully functional solution for a complete data or phone application. The standard serial RS232 9 pin connector placed on the Evaluation Kit allows the connection of the EVK2 system with a PC or other DTE.

The development of the applications utilizing the Telit UE910 family must present a proper design of all the interfaces towards and from the module (e.g. power supply, audio paths, level translators), otherwise a decrease in the performances will be introduced or, in the worst case, a wrong design can even lead to an operating failure of the module.

In order to assist the hardware designer in his project phase, the EVK2 board presents a family of different solutions, which will cover the most common design requirements on the market, and which can be easily integrated in the OEM design as building blocks or can be taken as starting points to develop a specific one.

For a detailed description of the Telit Evaluation Kit, please refer to the documentation provided with the respective Hardware User Guide and EVK2 User Manual.



5. AT Commands

The UE910 family can be driven via the serial and USB interface using the standard AT commands.

The modules are compliant with:

1. Hayes standard AT command set, in order to maintain the compatibility with existing S/W programs.
2. 3GPP TS 27.007 specific AT command and WCDMA/GPRS specific commands.
3. 3GPP TS 27.005 specific AT commands for SMS (Short Message Service) and CBS (Cell Broadcast Service)

Moreover, the modules support also Telit proprietary AT commands for special purposes.

For more information about the AT commands supported by the modules, please refer to the AT Commands Reference Guide.



6. Safety Recommendations

READ CAREFULLY

Be sure the use of this product is allowed in the country and in the environment required. The use of this product may be dangerous and has to be avoided in the following areas:

- Where it can interfere with other electronic devices in environments such as hospitals, airports, aircrafts, etc.
- Where there is risk of explosion such as gasoline stations, oil refineries, etc. It is responsibility of the user to enforce the country regulation and the specific environment regulation.

Do not disassemble the product; any mark of tampering will compromise the warranty validity. We recommend following the instructions of the hardware user guides for a correct wiring of the product. The product has to be supplied with a stabilized voltage source and the wiring has to be conforming to the security and fire prevention regulations. The product has to be handled with care, avoiding any contact with the pins because electrostatic discharges may damage the product itself. Same cautions have to be taken for the SIM, checking carefully the instruction for its use. Do not insert or remove the SIM when the product is in power saving mode.

The system integrator is responsible of the functioning of the final product; therefore, care has to be taken to the external components of the module, as well as of any project or installation issue, because the risk of disturbing the WCDMA/GSM network or external devices or having impact on the security. Should there be any doubt, please refer to the technical documentation and the regulations in force. Every module has to be equipped with a proper antenna with specific characteristics. The antenna has to be installed with care in order to avoid any interference with other electronic devices and has to guarantee a minimum distance from the body (20 cm). In case of this requirement cannot be satisfied, the system integrator has to assess the final product against the SAR regulation.

The European Community provides some Directives for the electronic equipments introduced on the market. All the relevant information's are available on the European Community website:

https://ec.europa.eu/growth/single-market/european-standards/harmonised-standards/rte_en



The Directive 2014/53/EU regarding radio equipment is available at:

https://ec.europa.eu/growth/sectors/electrical-engineering/red-directive_en

while the applicable Directives (Low Voltage and EMC) are available at:

https://ec.europa.eu/growth/sectors/electrical-engineering/lvd-directive_en

https://ec.europa.eu/growth/sectors/electrical-engineering/emc-directive_en



7. Conformity assessment issues



EU DECLARATION OF CONFORMITY [20412DOC00021A]

- 1 UE910-EUR (product name)
- 2 Telit Communications S.p.A. - Via Stazione di Prosecco, 5/B - 34010 Sgonico TRIESTE - ITALY (manufacturer)
- 3 This declaration of conformity is issued under the sole responsibility of the manufacturer
- 4 Dual-Band GSM/GPRS/EDGE EGSM900/DCS1800 and Dual-Band WCDMA FDD/HSPA I / FDD VIII Wireless Module SW Version(s) 12.00.404 / 12.00.405 / 12.00.406 / 12.00.407 / 12.00.408



Operating frequency bands and related max radio-frequency power transmitted:
E-GSM/GPRS 900: 33.5 dBm, EDGE 900: 28 dBm
DCS/GPRS 1800: 30.5 dBm, EDGE 1800: 27 dBm
WCDMA FDD/HSPA I / VIII: 24dBm

- 5 The object of the declaration described above is in conformity with the relevant Community harmonisation: European Directive 2014/53/EU (RED)
- 6 The conformity with the essential requirements set out in Art.3 of the 2014/53/EU has been demonstrated against the following harmonized standards:

Harmonized Standard reference	Article of Directive 2014/53/EU
EN 60950-1:2006 + A11:2009 + A1:2010 + A12:2011 + A2:2013 EN 62311:2008	3.1 (a): Health and Safety of the User
EN 301 489-1 V2.1.1 / Draft EN 301 489-52 V1.1.0	3.1 (b): Electromagnetic Compatibility
EN 301 511 V12.5.1 / EN 301 908-1 V11.1.1 / EN 301 908-2 V11.1.1	3.2: Effective use of spectrum allocated

- 7 The conformity assessment procedure referred to in Article 17 and detailed in Annex III of Directive 2014/53/EU has been followed with the involvement of the following Notified Body:

Dekra Testing and Certification, S.A.U., Parque Tecnológico de Andalucía, C/ Severo Ochoa 2, 29590 Campanillas - Málaga - SPAIN, Notified Body No: 1909

Thus,  is placed on the product

- 8 The product can be considered compliant to the essential requirements set out in Art.3 of 2014/53/EU only in combination with the above-mentioned SW version(s).
- 9 The Technical Documentation (TD) relevant to the product described above and which supports this Declaration of Conformity, is held at: Telit Communications S.p.A., Via Stazione di Prosecco, 5/b - 34010 Sgonico - TRIESTE - ITALY

Trieste, 2017-05-24


Quality Director
Guido Walcher


Quality Manager
Cesare Robelli

EU-Type Examination Certificate No. 51661RNB.003

Technical Documentation: UE910-EUX_51661_Rev1

www.Telit.com/RED

Telit Communications S.p.A.
Via Stazione di Prosecco n. 5/B
34010 Sgonico (TS) - ITALY
Phone +39 040 4192 111
Fax +39 040 4192 333

Cap. Soc. € 3.000.000
Partita IVA 03711600266
Cod.Fisc. 03711600266
Nr. R.E.A. TS-120027

Società soggetta all'attività
di direzione e coordinamento
da parte di Telit Communications PLC
con sede in Londra (art.2487 bis C.C.)

Società con socio unico
(Telit Communications PLC)

Mod 243 2017-02 Rev.1- This declaration is issued according to 768/2008/EC





EU DECLARATION OF CONFORMITY [20412DOC00022A]

- 1 UE910-EUD (product name)
- 2 Telit Communications S.p.A. - Via Stazione di Prosecco, 5/B - 34010 Sgonico TRIESTE - ITALY (manufacturer)
- 3 This declaration of conformity is issued under the sole responsibility of the manufacturer
- 4 Dual-Band GSM/GPRS/EDGE EGSM900/DCS1800 and Dual-Band WCDMA FDD/HSPA I / FDD VIII Wireless Module SW Version(s) 12.00.414 / 12.00.415 / 12.00.416 / 12.00.417 / 12.00.418 / 12.00.926 / 12.00.927 / 12.00.928



Operating frequency bands and related max radio-frequency power transmitted:
E-GSM/GPRS 900: 33.5 dBm, EDGE 900: 28 dBm
DCS/GPRS 1800: 30.5 dBm, EDGE 1800: 27 dBm
WCDMA FDD/HSPA I / VIII: 24dBm

- 5 The object of the declaration described above is in conformity with the relevant Community harmonisation: European Directive 2014/53/EU (RED)
- 6 The conformity with the essential requirements set out in Art.3 of the 2014/53/EU has been demonstrated against the following harmonized standards:

Harmonized Standard reference	Article of Directive 2014/53/EU
EN 60950-1:2006 + A11:2009 + A1:2010 + A12:2011 + A2:2013 EN 62311:2008	3.1 (a): Health and Safety of the User
EN 301 489-1 V2.1.1 / Draft EN 301 489-52 V1.1.0	3.1 (b): Electromagnetic Compatibility
EN 301 511 V12.5.1 / EN 301 908-1 V11.1.1 / EN 301 908-2 V11.1.1	3.2: Effective use of spectrum allocated

- 7 The conformity assessment procedure referred to in Article 17 and detailed in Annex III of Directive 2014/53/EU has been followed with the involvement of the following Notified Body:

Dekra Testing and Certification, S.A.U., Parque Tecnológico de Andalucía, C/ Severo Ochoa 2, 29590 Campanillas - Málaga - SPAIN, Notified Body No: 1909

Thus,  is placed on the product

- 8 The product can be considered compliant to the essential requirements set out in Art.3 of 2014/53/EU only in combination with the above-mentioned SW version(s).
- 9 The Technical Documentation (TD) relevant to the product described above and which supports this Declaration of Conformity, is held at: Telit Communications S.p.A., Via Stazione di Prosecco, 5/b - 34010 Sgonico - TRIESTE - ITALY

Trieste, 2017-05-24


Quality Director
Guido Walcher


Quality Manager
Cesare Robelli

EU-Type Examination Certificate No. 51661RNB.003

Technical Documentation: UE910-EUX_51661_Rev1

www.Telit.com/RED

Telit Communications S.p.A.
Via Stazione di Prosecco n. 5/B
34010 Sgonico (TS) - ITALY
Phone +39 040 4192 111
Fax +39 040 4192 333

Cap. Soc. € 3.000.000
Partita IVA 03711600266
Cod. Fisc. 03711600266
Nr. R.E.A. TS-120027

Società soggetta all'attività
di direzione e coordinamento
da parte di Telit Communications PLC
con sede in Londra (art.2497 bis C.C.)

Società con socio unico
(Telit Communications PLC)

Mod 243 2017-02 Rev.1- This declaration is issued according to 768/2008/EC





EU DECLARATION OF CONFORMITY [20489DOC00009A]

- 1 UE910-GL (product name)
- 2 Telit Communications S.p.A. – Via Stazione di Prosecco, 5/B – 34010 Sgonico TRIESTE – ITALY (manufacturer)
- 3 This declaration of conformity is issued under the sole responsibility of the manufacturer
- 4 Dual Band EGSM900/DCS1800 GSM/GPRS/EDGE and Dual Band 3G FDD I / FDD VIII wireless module
SW Version(s) 12.00.458



Operating frequency bands and related max radio-frequency power transmitted:
E-GSM 900: 33.5 dBm, EDGE 900: 28 dBm
DCS 1800: 30.5 dBm, EDGE 1800: 27 dBm
FDD I / VIII: 24dBm

- 5 The object of the declaration described above is in conformity with the relevant Community harmonisation: European Directive 2014/53/EU (RED)
- 6 The conformity with the essential requirements set out in Art.3 of the 2014/53/EU has been demonstrated against the following harmonized standards:

Harmonized Standard reference	Article of Directive 2014/53/EU
EN 60950-1:2006 + A11:2009 + A1:2010 + A12:2011 + A2:2013 EN 62311:2008	3.1 (a): Health and Safety of the User
EN 301 489-1 V2.1.1 Draft ETSI EN 301 489-52 V1.1.0	3.1 (b): Electromagnetic Compatibility
EN 301 511 V12.5.1 EN 301 908-1 V11.1.1 / EN 301 908-2 V11.1.1	3.2: Effective use of spectrum allocated


- 7 The conformity assessment procedure referred to in Article 17 and detailed in Annex III of Directive 2014/53/EU has been followed with the involvement of the following Notified Body:

Dekra Testing and Certification, S.A.U., Parque Tecnológico de Andalucía, C/ Severo Ochoa 2, 29590 Campanillas – Málaga – SPAIN, Notified Body No: 1909

Thus,  is placed on the product

- 8 The product can be considered compliant to the essential requirements set out in Art.3 of 2014/53/EU only in combination with the above mentioned SW version(s).
- 9 The Technical Documentation (TD) relevant to the product described above and which supports this Declaration of Conformity, is held at: Telit Communications S.p.A., Via Stazione di Prosecco, 5/b - 34010 Sgonico – TRIESTE – ITALY

Trieste, 2017-05-12


Quality Director
Guido Walcher


Project Leader
Sehoon Park

EU-Type Examination Certificate No. 51661RCB.001

Technical Documentation: HE910_51661_rev1

www.Telit.com/RED

Telit Communications S.p.A.
Via Stazione di Prosecco n. 5/B
34010 Sgonico (TS) - ITALY
Phone +39 040 4192 111
Fax +39 040 4192 333


Cap. Soc. € 3.000.000
Partita IVA 03711600266
Cod.Fisc. 03711600266
Nr. R.E.A. TS-120027

Società soggetta all'attività
di direzione e coordinamento
da parte di Telit Communications PLC
con sede in Londra (art.2497 bis C.C.)

Società con socio unico
(Telit Communications PLC)

Mod 243 2017-02 Rev.1- This declaration is issued according to 768/2008/EC

7.1. RTT&E Notified Body statement of Opinion



DEKRA Testing and Certification, S.A.U.
Designated by the
Secretaría de Estado para la Sociedad de la Información y la Agenda Digital
(Ministerio de Energía, Turismo y Agenda Digital)
to act as Notified Body in accordance with the Directive 2014/53/EU of 16 April 2014

Directive 2014/53/EU – EU-TYPE EXAMINATION CERTIFICATE

Identification Number: **51661RNB.003**
Issue date: **2017-05-24**

MANUFACTURER DETAILS:
Company name: **Telit Communications S.p.A.**
Address: **Via Stazione di Prosecco, 5/B
I-34010 Sgonico (Trieste)
Italy**

EQUIPMENT DETAILS:
Type of equipment: **2G, 3G Wireless modules**
Brand name: **Telit**


Model name:	UE910-EUR	UE910-EUD	UE910-EUD
HW version:	0	0	1
SW versions:	12.00.404	12.00.414	12.00.926
	12.00.405	12.00.415	12.00.927
	12.00.406	12.00.416	12.00.928
	12.00.407	12.00.417	
	12.00.408	12.00.418	

SCOPE OF OPINION:

Essential requirements	Specifications / Standards	Submitted documents
Article 3.1(a): Electrical safety	EN 60950-1:2006 + A11:2009 + A1:2010 + A12:2011 + A2:2013	Test reports
Article 3.1(a): EMF exposure	EN 62311:2008	Calculation
Article 3.1(b): EMC	EN 301 489-1 V2.1.1, Draft EN 301 489-52 V1.1.0	Test reports
Article 3.2: Radio spectrum use	EN 301 511 V12.5.1 EN 301 908-1 V11.1.1 EN 301 908-2 V11.1.1	Test reports

OPINION:
Our opinion in accordance with Annex III of DIRECTIVE 2014/53/EU OF THE EUROPEAN PARLIAMENT AND OF THE COUNCIL of 16 April 2014 on radio equipment and the mutual recognition of their conformity is that the equipment complies with the requirements of that directive stated in the above scope.
This opinion has 1 annex with 2 pages and it is only valid in conjunction with it.

Signed on behalf of DEKRA Testing and Certification, S.A.U. in Málaga (Spain)



Digitally signed by RICARDO OREJAS RODRIGUEZ
DN: 2.5.4.1.3=Qualified Certificate: CAM-PT-SW-KPSC,
cn=RICARDO OREJAS RODRIGUEZ,
email=rorejas@telit.com,
serialNumber=320465566, ou=OREJAS RODRIGUEZ,
givenName=RICARDO, 1.2.6.1.4.1.7.726.30.2=A29507056,
title=RESPONSABLE ORGANISMO NOTIFICADO,
ou=REGULATORY CERTIFICATION BODY, o=DEKRA
TESTING AND CERTIFICATION, SAU, c=ES
Date: 2017.05.24 10:49:58 +0200

Nombre: **Ricardo Orejas**
Position: **Responsible of Certification**

FCB027_02 // DEKRA Testing and Certification, S.A.U. // www.dekra-product-safety.com/wireless





DEKRA Testing and Certification, S.A.U.

Designated by the

Secretaría de Estado para la Sociedad de la Información y la Agenda Digital
(Ministerio de Energía, Turismo y Agenda Digital)

to act as Notified Body in accordance with the Directive 2014/53/EU of 16 April 2014

Directive 2014/53/EU – EU-TYPE EXAMINATION CERTIFICATE

Identification Number: 51661RCB.001
Issue date: 2017-05-12

MANUFACTURER DETAILS:

Company name: Telit Communications S.p.A.
Address: Via Stazione di Prosecco, 5/B
I-34010 Sgonico (Trieste), Italy

EQUIPMENT DETAILS:

Type of equipment: 2.5G, 3.5G Wireless Module
Brand name: Telit

Model name:

HW version:

SW versions:

HE910	HE910-D	HE910-GL	UE910-GL
0	0	0	0
12.00.003	12.00.023	12.00.106	12.00.458
12.00.004	12.00.024	12.00.107	
12.00.005	12.00.025	12.00.117-B080	
12.00.006	12.00.026	12.00.108	
12.00.007	12.00.027		
12.00.008	12.00.028		
	12.00.086		
	12.00.088		

SCOPE OF OPINION:

Essential requirements	Specifications / Standards	Submitted documents
Article 3.1(a): Electrical safety	EN 60950-1:2006 + A11:2009 + A1:2010 + A12:2011 + A2:2013	Test reports
Article 3.1(a): EMF exposure	EN 62311:2008	Calculation
Article 3.1(b): EMC	EN 301 489-1 V2.1.1, Draft EN 301 489-52 V1.1.0 Final draft EN 301 489-3 V2.1.1 ⁽¹⁾	Test reports
Article 3.2: Radio spectrum use	EN 300 440 V2.1.1 ⁽¹⁾ EN 301 511 V12.5.1 EN 301 908-1 V11.1.1 EN 301 908-2 V11.1.1	Test reports

OPINION:

Our opinion in accordance with Annex III of DIRECTIVE 2014/53/EU OF THE EUROPEAN PARLIAMENT AND OF THE COUNCIL of 16 April 2014 on radio equipment and the mutual recognition of their conformity is that the equipment complies with the requirements of that directive stated in the above scope.

This opinion has 1 annex with 2 pages and it is only valid in conjunction with it.

Signed on behalf of DEKRA Testing and Certification, S.A.U. in Málaga (Spain)



Digitally signed by RICARDO OREJAS RODRIGUEZ
DN: 2.5.4.13-Qualified Certificate, CAM-FE SW-RPS, cn=RICARDO OREJAS
RODRIGUEZ, email=rorejas@telit.com, serialNumber=22046442,
ou=OREJAS RODRIGUEZ, givenName=RICARDO,
1.3.6.1.5.1.720.30.3.1.2003164, 1.3.6.1.5.1.720.30.3.1.2003164,
NOTE: KADO is a REGULATORY CERTIFICATION BODY, or DEKRA TESTING
AND CERTIFICATION, S.A.U. S-ES
Date: 2017.05.12 14:54:30 -02'00'

Nombre: Ricardo Orejas
Position: Responsible of Certification

FCB027_01 // DEKRA Testing and Certification, S.A.U. // www.dekra-product-safety.com/es/ingles



7.2. FCC certificates

TCB

**GRANT OF EQUIPMENT
AUTHORIZATION**

TCB

Certification
Issued Under the Authority of the
Federal Communications Commission

By:

TUV SUD BABT
Forsyth House Churchfield Road
Walton-on-Thames, Surrey, KT12
2TD
United Kingdom

Date of Grant: 04/26/2013
Application Dated: 04/26/2013

Telit Communications S.p.A.
Viale Stazione di Prosecco 5/b
Trieste, 34010
Italy

Attention: Brian Tucker , Global VP, Quality

NOT TRANSFERABLE

EQUIPMENT AUTHORIZATION is hereby issued to the named GRANTEE, and is VALID ONLY for the equipment identified hereon for use under the Commission's Rules and Regulations listed below.

FCC IDENTIFIER: **RI7UE910NA**
Name of Grantee: **Telit Communications S.p.A.**
Equipment Class: **PCS Licensed Transmitter**
Notes: **2G/3G Module**
Modular Type: **Single Modular**

<u>Grant Notes</u>	<u>FCC Rule Parts</u>	<u>Frequency Range (MHZ)</u>	<u>Output Watts</u>	<u>Frequency Tolerance</u>	<u>Emission Designator</u>
	22H	824.2 - 848.8	1.91	2.5 PM	248KGXW
	22H	824.2 - 848.8	0.85	2.5 PM	248KG7W
	22H	826.4 - 846.6	0.66	2.5 PM	4M21F9W
	24E	1850.2 - 1909.8	0.85	2.5 PM	246KGXW
	24E	1850.2 - 1909.8	0.62	2.5 PM	247KG7W
	24E	1852.4 - 1907.6	0.47	2.5 PM	4M20F9W

Single Modular Approval. Power is conducted. The maximum antenna gain including cable loss for compliance with radiated power limits, RF exposure requirements and the categorical exclusion requirements of 2.1091 is 10 dBi for 850MHz bands and 9.31 dBi for 1900MHz bands. The antenna(s) used for this transmitter must be installed to provide a separation distance of at least 20cm from all persons and must not be co-located or operated in conjunction with any antenna or transmitter not described under this FCC id, except in accordance with FCC multi-transmitter product procedures.

The final product operating with this transmitter must include operating instructions and antenna installation instructions, for end-users and installers to satisfy RF exposure compliance requirements. Compliance of this device in all final product configurations is the responsibility of the Grantee. Installation of this device into specific final products may require the submission of a Class II permissive change application containing data pertinent to RF Exposure, spurious emissions, ERP/EIRP, and host/module authentication, or new application if appropriate.

This device contains GSM functions that are not operational in the U.S. Territories. This filing is only applicable for U.S. operations.



TCB

**GRANT OF EQUIPMENT
AUTHORIZATION**

TCB

**Certification
Issued Under the Authority of the
Federal Communications Commission
By:**

**TUV SUD BABT
Forsyth House Churchfield Road
Walton-on-Thames, Surrey, KT12
2TD
United Kingdom**

**Date of Grant: 04/26/2013
Application Dated: 04/26/2013**

**Telit Communications S.p.A.
Viale Stazione di Prosecco 5/b
Trieste, 34010
Italy**

Attention: Brian Tucker , Global VP, Quality


NOT TRANSFERABLE

EQUIPMENT AUTHORIZATION is hereby issued to the named GRANTEE, and is VALID ONLY for the equipment identified hereon for use under the Commission's Rules and Regulations listed below.

FCC IDENTIFIER: RI7UE910NA
Name of Grantee: Telit Communications S.p.A.
Equipment Class: Part 15 Class B Computing Device Peripheral
Notes: 2G/3G Module
Modular Type: Single Modular

<u>Grant Notes</u>	<u>FCC Rule Parts</u>	<u>Frequency Range (MHZ)</u>	<u>Output Watts</u>	<u>Frequency Tolerance</u>	<u>Emission Designator</u>
	15B				

Single Modular Approval.



Class 1 Permissive Change UE910-GL

Object: Declaration for additional models covered under existing FCC ID.

Pursuant to CFR47 part 2.1043(b)(1) and §2.924, we hereby declare that the UE910-GL model is marketed under the existing FCC ID as reported below, according to the rules for a Class 1 permissive change:

For ISSED ID: RI7HE910GL: Add (HVIN) UE910-GL

The changes made to the currently certified model are firmware related and do not degrade the characteristics currently reported and accepted by FCC.

No changes to transmit power output, modulation or frequency have been made. The IV WCDMA band was inhibited by Software configuraion


Therefore, the (HVIN) UE910-GL model can be considered to be electrically identical to the corresponding already assessed radio module (HVIN) HE910-GL.

New user manuals for these models have been developed to describe the firmware commands, following the general format of the certified models with the exact same FCC information.

Sincerely,

Trieste, 2016-12-12

Antonino Sgroi



R&D EMEA Director



7.3. IC certificates

ZERTIFIKAT ◆ CERTIFICATE ◆ CERTIFICADO ◆ CERTIFICAT ◆ 認証証書 ◆ CERTIFICATE ◆ ZERTIFIKAT



FCB Technical Acceptance Certificate

CB Number: UK00004

ISSUED TO > Telit Communications S.p.A.
Via Stazione Di Prosecco 5/B
34010 – Trieste
Italy

CERTIFICATION No. > 5131A- UE910NA

DESCRIPTION > 2G/3G Module

TYPE OF EQUIPMENT > Cellular Mobile GSM (824-849 MHz)
PCS Mobile (1850-1910 MHz)
Cellular Mobile New Technologies (824-849MHz)
Modular Approval

LISTING TYPE > Original Family

MODEL(S) > UE910-NAR; UE910-NAD

ANTENNA INFORMATION > External

RF EVALUATION TYPE > RF Evaluation

SPECIFICATION(S) > RSS-132 Issue 3
RSS-133 Issue 6

MANUFACTURING No. > 5131A

REPRESENTATIVE No. > 5131B

IC OATS FACILITY No. > 2324G-1

IC OATS FACILITY > Compliance Certification Services Inc.
No.11, Wugong 6th Rd, Wugu Dist,
New Taipei City 24891, TAIWAN
Tel: 886-2-2299-9720; Fax: 886-2-2298-4045
Email: service@ccsrf.com

Frequency Range (MHz)	Power Output (W)	Occupied Bandwidth (KHz)	Emission Designator
824.2 – 848.8	0.125	248	248KGXW
824.2 – 848.8	0.125	248	248KG7W
826.4 – 846.6	0.115	4210	4M21F9W
1850.2 – 1909.8	0.453	246	246KGXW
1850.2 – 1909.8	0.45	247	247KG7W
1852.4 – 1907.6	0.028	4200	4M20F9W

Authorised by: 

Issue Date: 08 May 2013

Title of Signatory: Certification Manager

Number: CD/000230

Issue: 2

I hereby attest that the subject equipment was tested and found in compliance with the above-noted specification

J'atteste, par la présente, que le matériel a fait l'objet d'essai et a été jugé conforme à la spécification ci-dessus.

Certification of equipment means only that the equipment has met the requirements of the above noted specification. Licence applications, where applicable to use certified equipment, are acted on accordingly by the issuing office and will depend on the existing radio environment, service and location of operation. This certificate is issued on condition that the holder complies and will continue to comply with requirements and procedures issued by Industry Canada;

La certification du matériel signifie seulement que le matériel a satisfait aux exigences de la norme indiquée ci-dessus. Les demandes de licences nécessaires pour l'utilisation du matériel certifié sont traitées en conséquence par le bureau de délivrance et dépendent des conditions radio ambiantes, du service et de l'emplacement d'exploitation. Le présent certificat est délivré à la condition que le titulaire satisfasse et continue de satisfaire aux exigences et aux procédures d'Industrie Canada;

Certified Equipment shall not be distributed, leased, sold or offered for sale in Canada before the details of the certification have been added to the REL. This certificate has been issued in accordance with the Certification Regulations of TÜV SÜD BABT. This certificate is not transferable and remains the property of TÜV SÜD BABT.

TÜV SÜD BABT • TÜV SÜD Group
Octagon House • Concorde Way • Fareham • Hampshire • PO15 5RL • United Kingdom



Class 1 Permissive Change UE910-GL

Object: Declaration for additional models covered under existing ISED certification number.

Pursuant to RSP-100 Section 6 and 7.2, we hereby declare that the (HVIN) UE910-GL model is marketed under the ISED as reported below, according to the rules for a Class 1 permissive change:

For ISED ID: 5131A-HE910GL: Add (HVIN) UE910-GL

The changes made to the currently certified model are firmware related and do not degrade the characteristics currently reported and accepted by Innovation, Science and Economic Development Canada.

No changes to transmit power output, modulation or frequency have been made. The band IV of WCDMA was inhibited by SW configuration

Therefore, the (HVIN) UE910-GL model can be considered to be electrically identical to the corresponding already assessed radio module (HVIN) HE910-GL.

New user manuals for these models have been developed to describe the firmware commands, following the general format of the certified models with the exact same ISED Canada information.

Sincerely,

Trieste, 2016-12-14


Antonino Sgroi



R&D EMEA Director

8. List of acronyms

3GPP	3rd Generation Partnership Project
ADC	Analog to Digital Converter
ADN	Abbreviated Dialing Number
A-GPS	Assisted GPS
AMR	Adaptive Multi Rate
AT	Attention Commands
AWS	Advanced Wireless Services
BER	Bit Error Rate
BGA	Ball Grid Array
CLIP	Calling Line Identification Presentation
CLIR	Calling Line Identification Restriction
CMOS	Complementary Metal-Oxide Semiconductor
CSD	Circuit Switched Data
DAC	Digital to Analog Converter
DARF	Downlink Advanced Receiver Performance
DTMF	Dual Tone Multi Frequency
FDN	Fixed Dialing Number
FTP	File Transfer Protocol
GSM	Global System for Mobile communication
GPRS	General Packet Radio Service
GPS	Global Positioning System
HSPA	High Speed Packet Access
HSUPA	High Speed Uplink Packet Access
H/W	Hardware
LED	Light Emitting Diode
MO	Mobile Originated
MT	Mobile Terminated
OEM	Other Equipment Manufacturer



UE910 Family Product Description
80412ST10117A - Rev.3 - 2017-08-31

PCB	Printed Circuit Board
PCM	Pulse Code Modulation
PDA	Personal Digital Assistant
PDU	Protocol Data Unit
PIN	Personal Identification Number
POS	Point Of Sales
PWM	Pulse Width Modulation
RF	Radio Frequency
RoHS	Restriction of Hazardous Substances
RTC	Real Time Clock
SAIC	Single Antenna Interface Cancellation
SIM	Subscriber Identity Module
SMD	Surface Mounted Device
SMS	Short Message Service
S/W	Software
TBD	To Be Determined
TCP/IP	Transmission Control Protocol/Internet Protocol
TTSC	Telit Technical Support Center
UART	Universal Asynchronous Receiver and Transmitter
USB	Universal Serial Bus
USIM	Universal Subscriber Identity Module
WCDMA	Wideband Code Division Multiple Access

