

# Socket - EO-E/UT/SH/LED/GN - 0804019


Please be informed that the data shown in this PDF Document is generated from our Online Catalog. Please find the complete data in the user's documentation. Our General Terms of Use for Downloads are valid (<http://phoenixcontact.com/download>)



Socket, Pin connector pattern type E, Screw connection, for France and other countries, with extended touch proofness/shutter, LED display, green, for mounting on a DIN rail in the service interface or direct mounting, 250 V AC, 16 A, -20 °C, 60 °C, NF C61-314



## Key Commercial Data

Packing unit	5 pc
Minimum order quantity	5 pc
GTIN	 4 055626 225616
GTIN	4055626225616

## Technical data

### Dimensions

Width	45 mm
Height	75 mm
Depth	57.5 mm

### Ambient conditions

Ambient temperature (operation)	-20 °C ... 60 °C
---------------------------------	------------------

### General

Nominal voltage $U_N$	250 V AC (50 Hz)
Nominal current $I_N$	16 A
Status display	Yes
Contact material	CuZn37
Color	green
Insulating material	PA
Flammability rating according to UL 94	V0
Standards/regulations	NF C61-314
Country ID	France

# Socket - EO-E/UT/SH/LED/GN - 0804019

## Technical data

### Connection data

Conductor cross section solid min.	0.2 mm <sup>2</sup>
Conductor cross section solid max.	4 mm <sup>2</sup>
Conductor cross section flexible min.	0.2 mm <sup>2</sup>
Conductor cross section flexible max.	2.5 mm <sup>2</sup>
Conductor cross section AWG min.	24
Conductor cross section AWG max.	12
Connection method	Screw connection

### Standards and Regulations

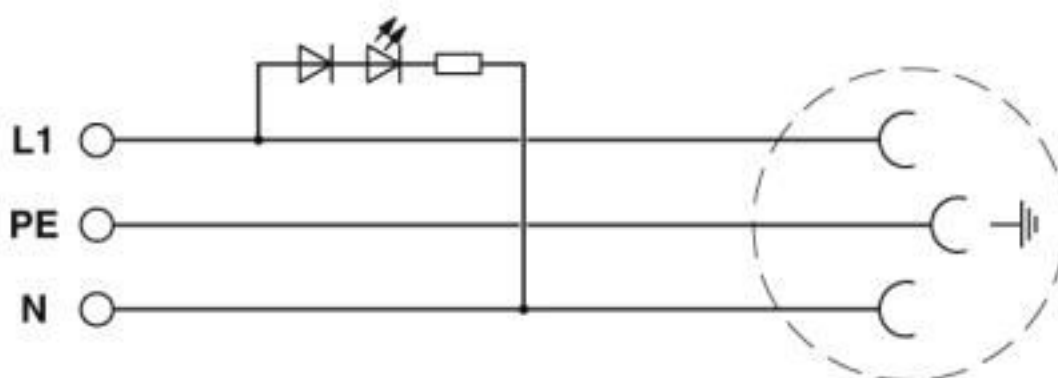
Standards/regulations	NF C61-314
Flammability rating according to UL 94	V0

### Environmental Product Compliance

REACH SVHC	Lead 7439-92-1
China RoHS	Environmentally Friendly Use Period = 50 years
	For details about hazardous substances go to tab "Downloads", Category "Manufacturer's declaration"

## Drawings

Circuit diagram



## Classifications

eCl@ss

eCl@ss 10.0.1	27142305
eCl@ss 4.0	27142300
eCl@ss 4.1	27142300
eCl@ss 5.0	27142300
eCl@ss 5.1	27142300
eCl@ss 6.0	27142300
eCl@ss 7.0	27142305

# Socket - EO-E/UT/SH/LED/GN - 0804019

## Classifications

### eCl@ss

eCl@ss 8.0	27142305
eCl@ss 9.0	27142305

### ETIM

ETIM 5.0	EC001663
ETIM 6.0	EC001663
ETIM 7.0	EC001663

## Approvals


### Approvals

Approvals

VDE Zeichengenehmigung / EAC-RoHS / EAC

Ex Approvals

### Approval details

VDE Zeichengenehmigung		<a href="http://www2.vde.com/de/Institut/Online-Service/VDE-gepruefteProdukte/Seiten/Online-Suche.aspx">http://www2.vde.com/de/Institut/Online-Service/VDE-gepruefteProdukte/Seiten/Online-Suche.aspx</a>	40048943
Nominal voltage UN	250 V		
Nominal current IN	16 A		

EAC-RoHS		RU D- DE.HB49.B.00025
----------	---	--------------------------

EAC		RU C- DE.BL08.B.00511
-----	---	--------------------------

## Accessories

Accessories

Terminal marking

## Socket - EO-E/UT/SH/LED/GN - 0804019

### Accessories

#### Marker for terminal blocks - UC-TMF 8 - 0818137



Marker for terminal blocks, Sheet, white, unlabeled, can be labeled with: BLUEMARK ID COLOR, BLUEMARK ID, BLUEMARK CLED, PLOTMARK, CMS-P1-PLOTTER, mounting type: snap into flat marker groove, for terminal block width: 8.2 mm, lettering field size: 7.6 x 5.1 mm, Number of individual labels: 56

#### Marker for terminal blocks - UC-TMF 16 - 0819262



Marker for terminal blocks, Sheet, white, unlabeled, can be labeled with: BLUEMARK ID COLOR, BLUEMARK ID, BLUEMARK CLED, PLOTMARK, CMS-P1-PLOTTER, mounting type: snap into flat marker groove, for terminal block width: 16 mm, lettering field size: 15.45 x 5.1 mm, Number of individual labels: 32

#### Zack Marker strip, flat - ZBF 8:UNBEDRUCKT - 0808781



Zack Marker strip, flat, Strip, white, unlabeled, can be labeled with: PLOTMARK, CMS-P1-PLOTTER, mounting type: snap into flat marker groove, for terminal block width: 8 mm, lettering field size: 5.15 x 8.15 mm, Number of individual labels: 10

#### Zack Marker strip, flat - ZBF 16:UNPRINTED - 0827464



Zack Marker strip, flat, Strip, white, unlabeled, can be labeled with: PLOTMARK, CMS-P1-PLOTTER, mounting type: snap into flat marker groove, for terminal block width: 16 mm, lettering field size: 16.25 x 10.5 mm, Number of individual labels: 50

# Mouser Electronics

Authorized Distributor

Click to View Pricing, Inventory, Delivery & Lifecycle Information:

[Phoenix Contact:](#)

[0804019](#)