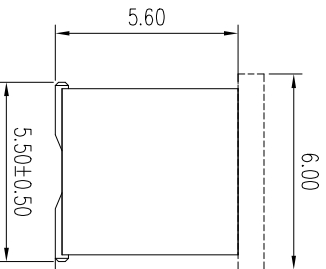


TABLE 1 .DIM INFORMATION

DASH No.	Dim. of Pins	Dim.A	Dim.B
-00X 06 XX LF	06	2.54	10.11
-00X 08 XX LF	08	3.81	11.38
-00X 10 XX LF	10	5.08	12.65
-00X 12 XX LF	12	6.35	13.92
-00X 14 XX LF	14	7.62	15.19
-00X 16 XX LF	16	8.89	16.46
-00X 20 XX LF	20	11.43	19.00
-00X 22 XX LF	22	12.70	20.27
-00X 26 XX LF	26	15.24	22.81

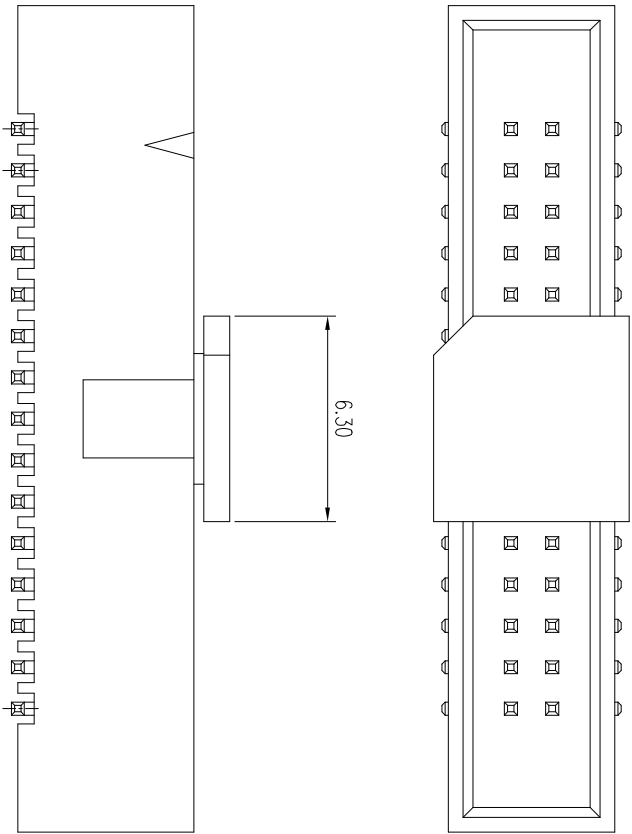
DASH No.	Dim. of Pins	Dim.A	Dim.B
-00X 30 XX LF	30	17.78	25.35
-00X 34 XX LF	34	20.32	27.89
-00X 40 XX LF	40	24.13	31.70
-00X 44 XX LF	44	26.67	34.24
-00X 50 XX LF	50	30.48	38.05
-00X 60 XX LF	60	36.83	44.40
-00X 64 XX LF	64	39.37	46.94
-00X 68 XX LF	68	41.91	49.48
-00X 80 XX LF	80	49.53	57.10
-00X A0 XX LF	100	62.23	69.90



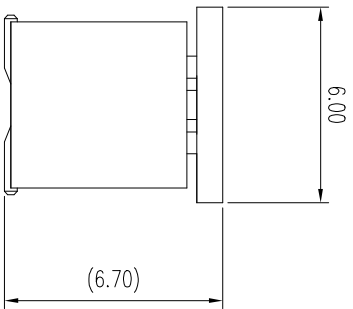
FOR 6-40 POS.
0.10
0.12
FOR 40-100 POS.

DIM. A	2-60 PINS	± 0.20
	62-100 PINS	± 0.30

mat'l. code	ecn no	dr	date	surface	tolerance	projection	product family
H	EX-N-011951	ZK	2012-06-15	ISO 1302	ISO 406	ISO 1101	MINITEK
J	EX-N-14099	TM	2013-02-25	tolerances unless otherwise specified		1101	
K	EX-N-17601	TM	2014-04-30	angles	.00±.25	mm	
L	EX-N-19182	TM	2014-10-24	linear	.000±.10	scale 5:1	
M	EX-N-28314	TONY	2017-10-31	STERLING LIN			1.27X1.27MM BTB HEADER
N	EX-N-28945	TONY	2018-03-13	CHRYSTERLING LIN			SHROUDED SMT
				GRAY HSEH			
sheet	revision	N	N	qppd	JOSEPH	2009-09-15	
index	sheet	1	2				



CONFIG 1: 20021521-001XXXXLF
WITH EDGE CUT CAP, OTHER DIMENSIONS SEE SHEET 1



- NOTE:
1. MATERIAL, HIGH TEMP PLASTIC, UL94-V0, BLACK HOUSING; COPPER ALLOY, SQ=0.40±0.03MM
 2. FINISH: TERMINAL: SEE PN STRUCTURE.
 3. SPEC: PRODUCT SPEC: GS-12-629 PACKING SPEC: GS-14-1420
 4. THE HSG. WILL WITHSTAND EXPOSURE TO 260C PEAK TEMP. FOR 10 SEC. IN A CONNECTION, INFRARED OR VAPOR PHASE REFLOW OVEN.
 5. PRODUCT NUMBERING: 20021521 - 0 0 X XX X X LF

LEAD FREE

PLATING:
1: GOLD FLASH ALL OVER
4: 0.25um (10u") GOLD AT CONTACT
8: 0.76um (30u") GOLD AT CONTACT
9: 1u" GOLD OVER 30u" PdNi AT CONTACT

PACKING
T: TUBE
D: TUBE+CAP
C: TAPE&REEL+CAP(P:12mm)
E: TAPE&REEL+CAP(P:16mm)
Q: TAPE&REEL W/O CAP(P:12mm)

PIN COUNT
SEE TABLE 1

CONFIG
0: NO CAP OR WITH NYLON CAP
1: WITH LCP CAP

mat'l. code	surface	tolerance	projection	product family
	ISO 1302	ISO 406 ISO	1100	MINITEK
ltr	ecn no	dr	date	title
				1.27X1.27MM BTB HEADER
				SHROUDED SMT
	tolerances unless otherwise specified		mm	
	angles	.0±.38		
	lineof	.00±.25		
	0±2°	.000±.10	scale 5:1	
dr	STERLING LIN	2009-09-15		dwg no
eng	STERLING LIN	2009-09-15		sheet 2 of 2 size
chr	GRAY HSEH	2009-09-15		20021521
qppd	JOSEPH	2009-09-15		A3
sheet	revision	N	N	type
index	sheet	1	2	Product Customer Drawing