

SUMMARY

Wires

Low voltage 7



Image is for illustrative purpose only

| | |
|------------------|------------------------------------|
| Series | 1B |
| Termination type | Female solder |
| IP rating | 50 |
| AWG wire size | 30.00 - 22.00 |
| Cable Ø | 2.30 - 7.60 mm |
| Status | active |
| Matching parts | FGG.1B.307.CLAD52Z |

Download

[Request a quote](#)

[Eplan](#)

[Catalog](#)

TECHNICAL DETAILS

Mechanics

| | |
|-------------------|---|
| Shell Style/Model | EC*: Fixed receptacle with two nuts (back panel mounting) |
| Keying | 1 key (alpha=0, plug: male contacts, receptacle: female contacts) |
| Housing Material | Brass (chrome plated) shell and collet nut, nickel plated brass latch sleeve and mid pieces |
| Weight | 10.46 g |

Performance

| | |
|---------------|---------------------------|
| Configuration | 1B.307 : 7 Low Voltage |
| Insulator | L: PEEK (UL 94 / V-0/1.5) |
| Rated Current | 7 Amps |

Specifications

| | |
|--------------------------|-------------------------------|
| Contact Type: | Solder |
| Contact Dia.: | 0.7 mm (0.028in) |
| Bucket Dia.: | 0.8 mm (0.031in) |
| Max. Solid Conductor: | 0.34 mm ² (AWG 22) |
| Max. Stranded Conductor: | 0.34 mm ² (AWG 22) |
| R (max): | 6.1 mOhm |
| Vtest (contact-shell): | 1050 V (AC), 1490 V (DC) |
| Vtest (contact-contact): | 950 V (AC), 1340 V (DC) |

LEMO products and services are provided "as is". LEMO makes no warranties or representations with regard to LEMO product & services or use of them, express, implied or statutory, including for accuracy, completeness, or security. The user is fully responsible for his products and applications using LEMO components.

Others

Endurance (Shell): 5000
Temp (min / max): -55°C / +250°C
Humidity (max): <=95% [at 60 deg C / 140 F]
Vibration: 15 g [10 Hz - 2000 Hz]
Shock Resistance: 100 g [6 ms]
Climatical Category: 50/175/21
Shielding (min): 75 dB (10 MHz)
Shielding (min): 40 dB (1 GHz)
Salt Spray Corrosion: >1000 hr

DRAWINGS

Draws



Dimensions

| | A | B | E | L | M | N | S1 | S3 | e |
|-----|------|------|------|------|------|------|------|------|---------|
| mm. | 16 | 15.8 | 6 | 23 | 3.5 | 21.1 | 10.5 | 14 | M12x1.0 |
| in. | 0,63 | 0,62 | 0,24 | 0,91 | 0,14 | 0,83 | 0,41 | 0,55 | |







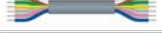




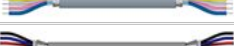

RECOMMENDED BY LEMO

Tools

Spanner 2: [DCH.91.161.PA](#)

LEMO products and services are provided "as is". LEMO makes no warranties or representations with regard to LEMO product & services or use of them, express, implied or statutory, including for accuracy, completeness, or security. The user is fully responsible for his products and applications using LEMO components.

Cables

| | | | |
|--------------------|---------------|-------|---|
| CMN.07.T22.055PGCE | PVC | GREY |  |
| CMN.07.T26.037QGZE | TPR (medical) | Grey |  |
| CMN.07.S34.027JGC | | | |
| CMN.07.T22.055PGZE | | Grey |  |
| CMN.07.T22.055PNCE | PVC | Black |  |
| CMN.07.T22.055PNZE | | |  |
| CMN.07.T28.044PGCE | PVC | GREY |  |
| CMN.07.T28.044PGZE | | Grey |  |
| CMN.07.T28.044PNCE | PVC | Black |  |
| CMN.07.T28.044PNZE | | |  |
| 007 041 | PVC | Grey |  |
| 007 050 | PVC | Black |  |
| 070 140 | PVC | Grey |  |
| 270 250 | PVC | Grey |  |
| CTR.75.030.121875G | PVC | Grey |  |

LEMO products and services are provided "as is". LEMO makes no warranties or representations with regard to LEMO product & services or use of them, express, implied or statutory, including for accuracy, completeness, or security. The user is fully responsible for his products and applications using LEMO components.

Mouser Electronics

Authorized Distributor

Click to View Pricing, Inventory, Delivery & Lifecycle Information:

[LEMO:](#)

[ECG.1B.307.CLL](#)