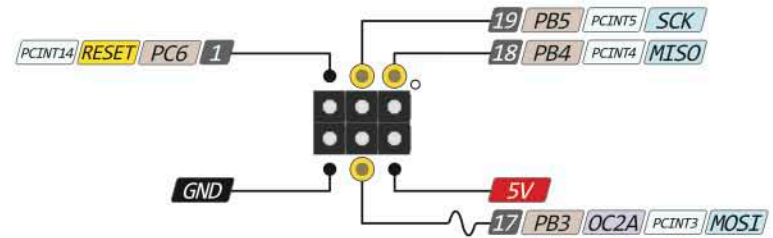
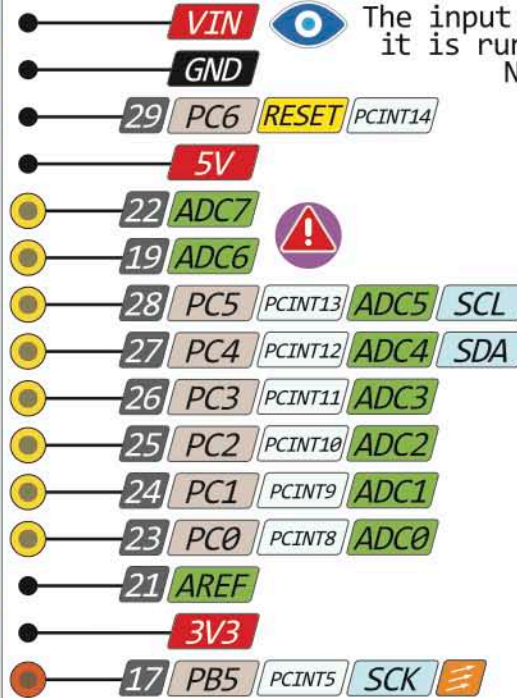
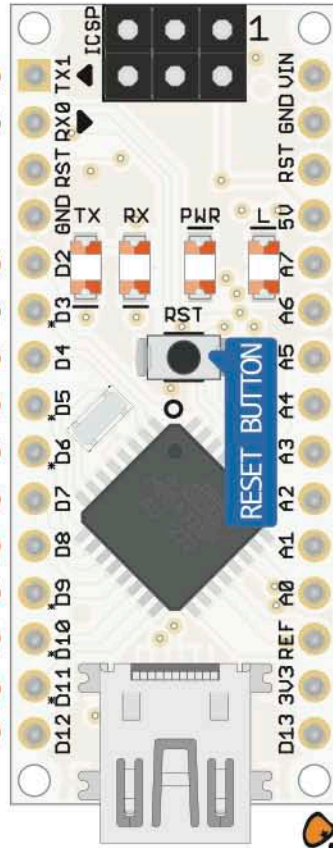
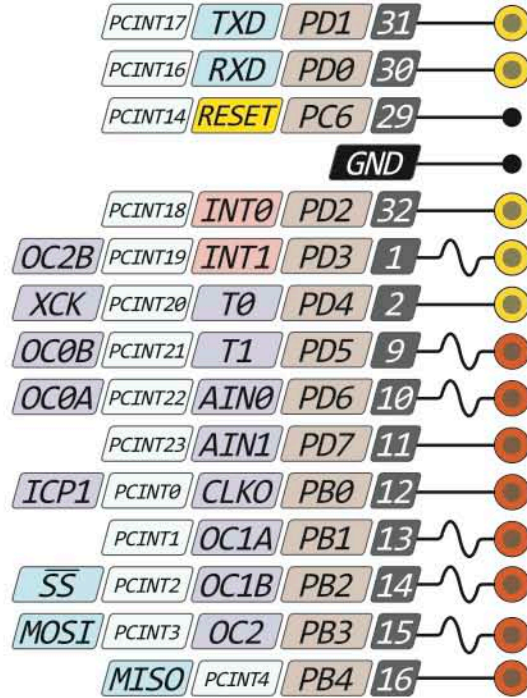


NANO PINOUT



- 1
- 0
- 2
- 3
- 4
- 5
- 6
- 7
- 8
- 9
- 10
- 11
- 12



- A7
- A6
- 19 A5
- 18 A4
- 17 A3
- 16 A2
- 15 A1
- 14 A0
- 13

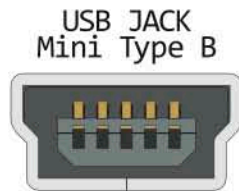
Legend for pin types and functions:

- Power
- GND
- Serial Pin
- Analog Pin
- Control
- INT
- Physical Pin
- Port Pin
- Pin function
- Interrupt Pin
- PWM Pin
- Port Power

The power sum for each pin's group should not exceed 100mA

Absolute MAX per pin 40mA recommended 20mA

Absolute MAX 200mA for entire package



Analog exclusively Pins