

DESCRIPTION: 0.085 RIBBON - DIP SOLDER

**SPECIFICATIONS:**

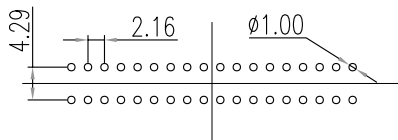
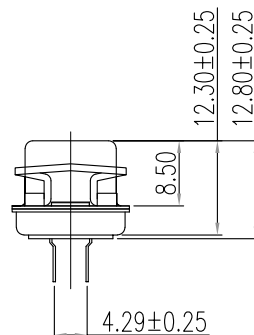
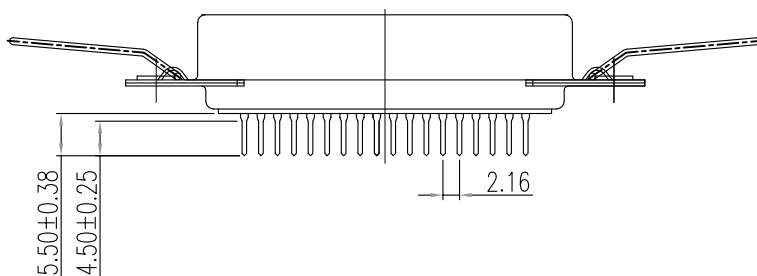
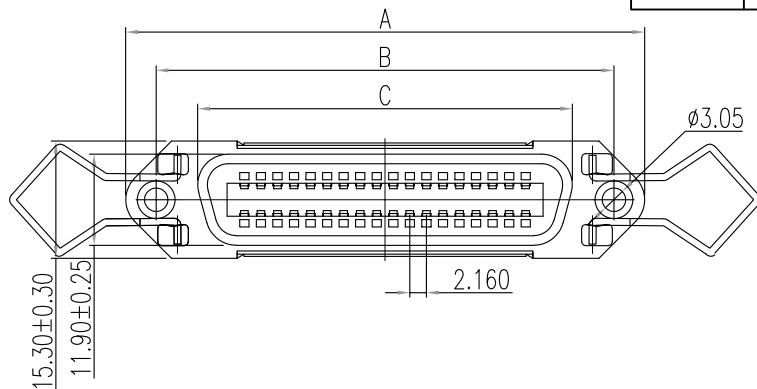
**ELECTRICAL:**

CURRENT RATING: 1 AMPS  
 INSULATION RESISTANCE: 1,000 MΩ MIN. @ 500 VDC  
 DIELECTRIC WITHSTANDING VOLTAGE: 1,000 VAC FOR 1 MINUTE  
 CONTACT RESISTANCE: 30 mΩ MAX.  
 OPERATING TEMPERATURE: -55°C TO +105°C

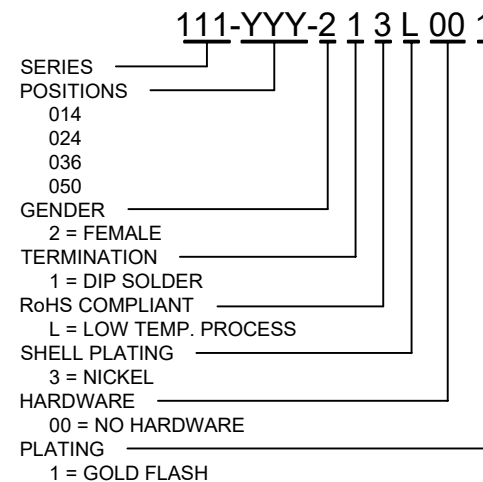
**MATERIALS:**

INSULATION: PBT, UL 94 V-O RATED  
 CONTACTS: PHOSPHOR BRONZE  
 CONTACT PLATING: GOLD FLASH IN MATING AREA  
 BRIGHT TIN IN SOLDER AREA  
 SHELL: STEEL, NICKEL PLATED

DIMENSIONS(mm)			
SIZE	A	B±0.25	C±0.25
14	43.90±0.25	36.00	25.20
24	54.70±0.25	46.80	36.00
36	67.73±0.30	59.74	48.90
50	82.85±0.30	74.85	64.10



RECOMMENDED P.C.B LAYOUT



RoHS COMPLIANT

UNITS = mm

DO NOT SCALE FROM DRAWING



THESE DRAWINGS AND SPECIFICATIONS ARE THE PROPERTY OF NorComp AND SHALL NOT BE REPRODUCED, COPIED OR USED AS THE BASIS FOR THE MANUFACTURE OR SALE OF APPARATUS WITHOUT WRITTEN PERMISSION.

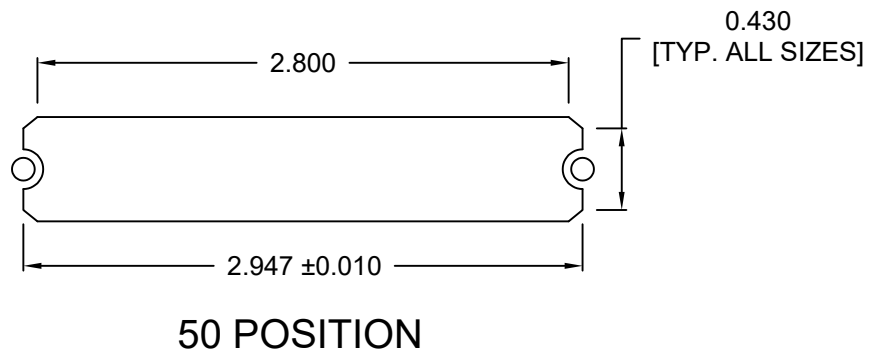
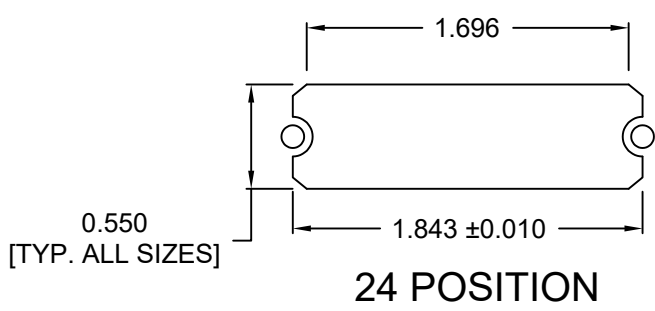
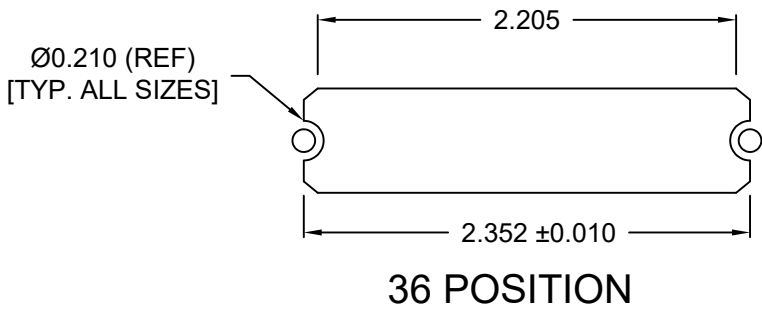
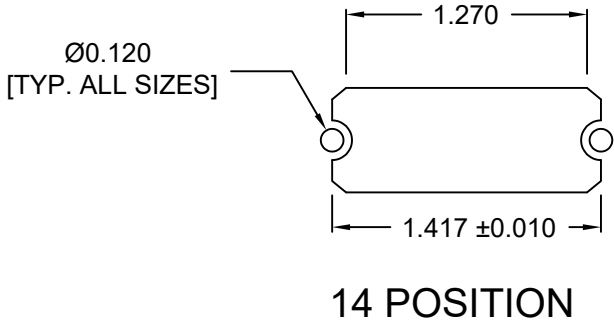
DRAWN: WAYNE ROBBINS

DATE: 09/15/2005

NorComp

SCALE: NTS SHEET 1 OF 2 REV 10

DWG NO. 111-YYY-213L001



RoHS COMPLIANT

UNITS = inches

DO NOT SCALE FROM DRAWING



THESE DRAWINGS AND SPECIFICATIONS ARE THE PROPERTY OF NorComp AND SHALL NOT BE REPRODUCED, COPIED OR USED AS THE BASIS FOR THE MANUFACTURE OR SALE OF APPARATUS WITHOUT WRITTEN PERMISSION.

DRAWN:  
**WAYNE ROBBINS**

DATE:  
**09/15/2005**

**NorComp**

SCALE: NTS	SHEET 2 OF 2	REV 10
DWG NO. <b>111-YYY-213L001</b>		

# Mouser Electronics

Authorized Distributor

Click to View Pricing, Inventory, Delivery & Lifecycle Information:

[NorComp:](#)

[111-014-213L001](#) [111-024-213L001](#) [111-036-213L001](#) [111-050-213L001](#)