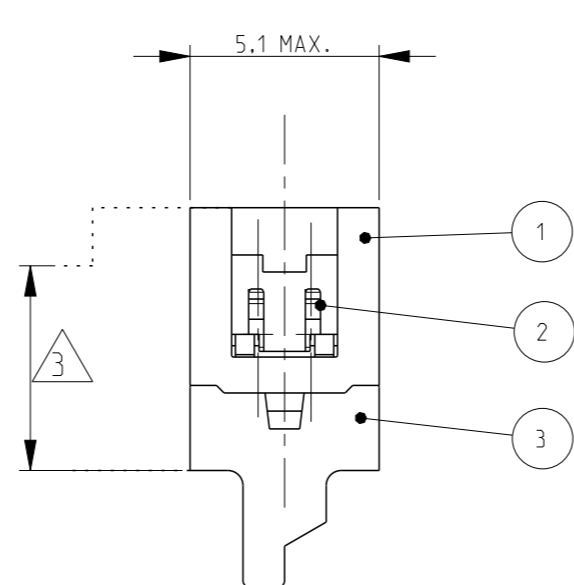
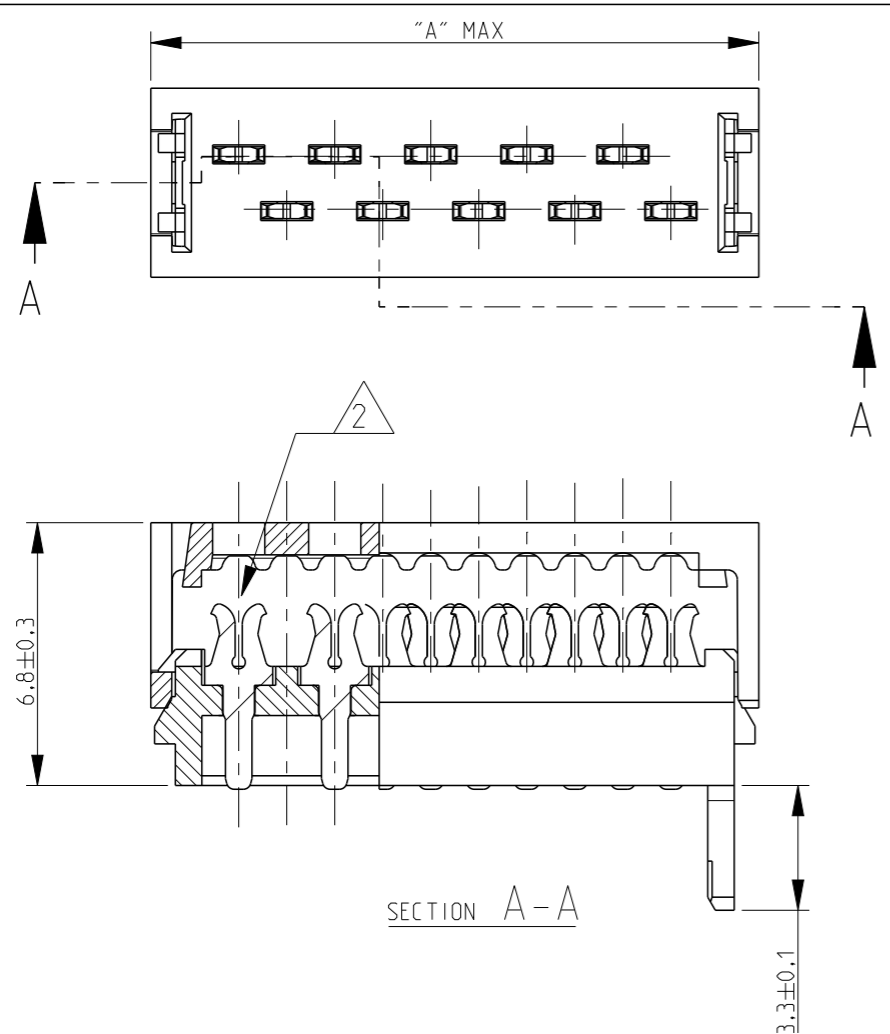
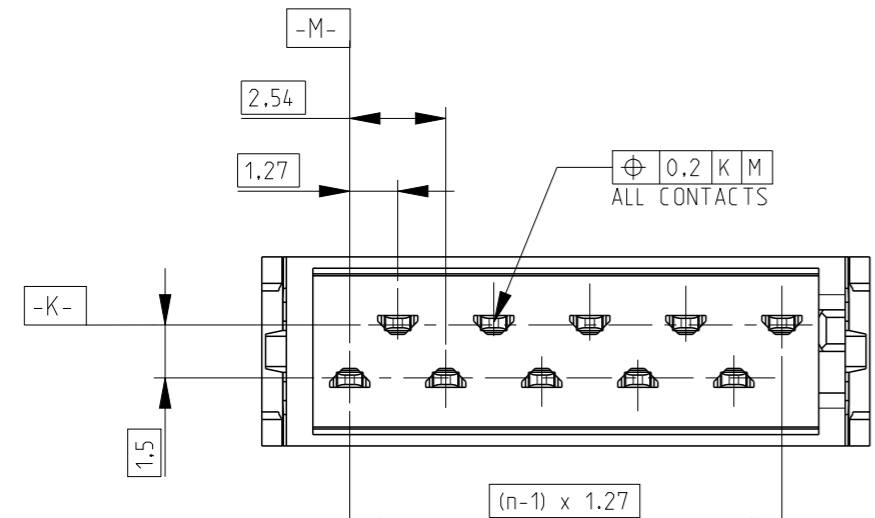
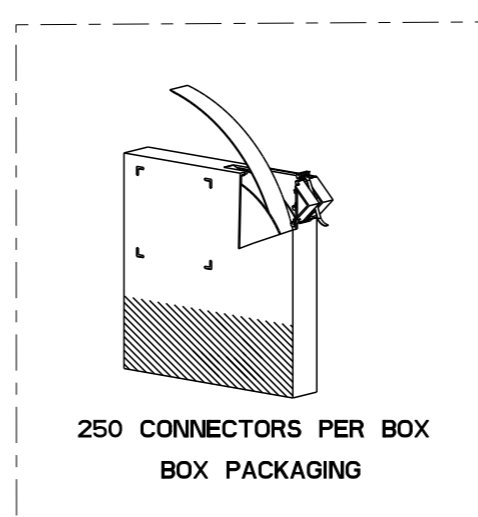
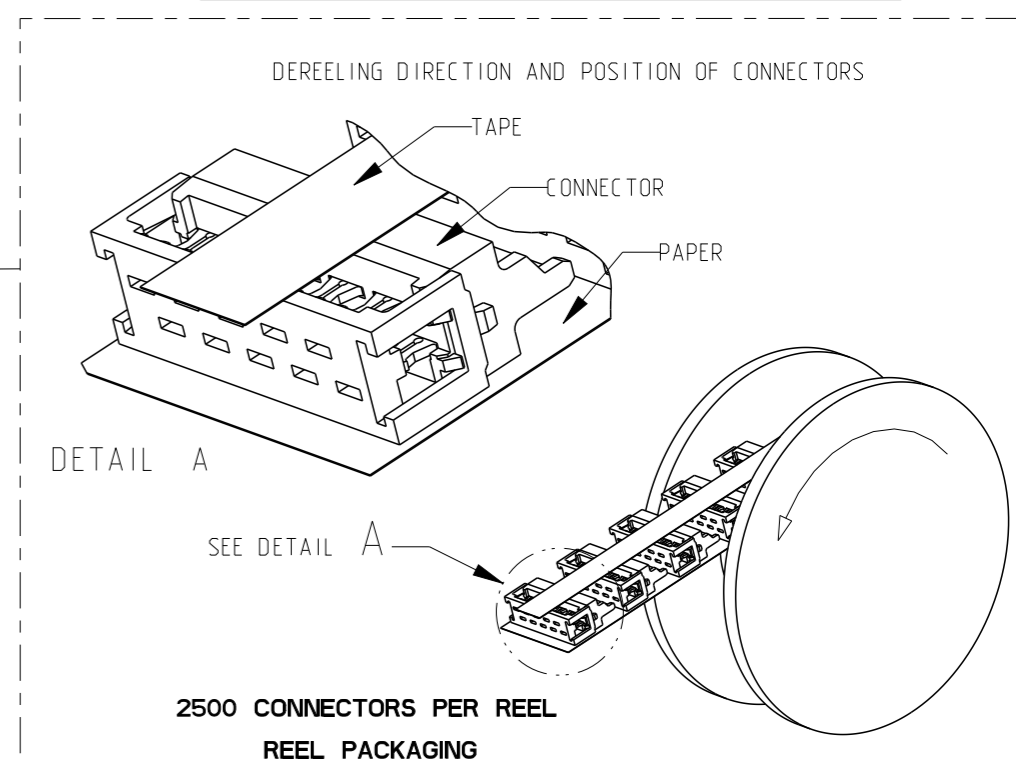


THIS DRAWING IS UNPUBLISHED. RELEASED FOR PUBLICATION
 © COPYRIGHT - BY - ALL RIGHTS RESERVED.

LOC	DIST	REVISIONS			
P	LTR	DESCRIPTION	DATE	DWN	APVD
H	-	V2	REFERENCE FOR OVERALL PITCH DIMENSION CORRECTED	09MAR2017	SS PS



PART NUMBER BOX PACKAGING	PART NUMBER REEL PACKAGING	NO OF POS "n"	DIMENSION "A" MAX
7-215083-4	215083-4	4	8.6
7-215083-6	215083-6	6	11.1
7-215083-8	215083-8	8	13.6
8-215083-0	1-215083-0	10	16.2
8-215083-2	1-215083-2	12	18.7
8-215083-4	1-215083-4	14	21.3
8-215083-6	1-215083-6	16	23.8
8-215083-8	1-215083-8	18	26.3
9-215083-0	2-215083-0	20	28.9
9-215083-4	2-215083-4	24	34.0



FINISH	MATERIAL	DESCRIPTION	ITEM
--	GLASS FILLED POLYESTER (RED)	HOUSING	3
TIN OVER NICKEL PLATING	PHOSPHOR BRONZE	MALE CONTACT	2
--	GLASS FILLED POLYESTER (RED)	COVER	1

- NOTES:
- SHOWN IS A 10 POSITION CONNECTOR
 - FOR FLAT RIBBON CABLE REQUIREMENTS. SEE APPLICATION SPEC 114-19016.
 - CONNECTOR-HEIGHT AFTER CABLE TERMINATION 5.1 mm AVERAGE. DEPENDING ON PROCESSING. SEE APPLICATION SPEC 114-19016.

THIS DRAWING IS A CONTROLLED DOCUMENT.

DIMENSIONS: mm	TOLERANCES UNLESS OTHERWISE SPECIFIED:	DWN P.V.Tongerren	TE Connectivity
	0 PLC ±	CHK H SPSELDE 24-08-01	
	1 PLC ±	APVD H SPSELDE 24-08-01	
	2 PLC ±	PRODUCT SPEC 108-19052	NAME Micro-MaTch MALE-ON-WIRE CONNECTOR
	3 PLC ±	APPLICATION SPEC 114-19016	SIZE A3 CAGE CODE 00779 DRAWING NO C-215083
MATERIAL SEE TABLE	FINISH SEE TABLE	WEIGHT -	RESTRICTED TO -
Customer Drawing		SCALE 5:1	SHEET 1 OF 1 REV V2

Mouser Electronics

Authorized Distributor

Click to View Pricing, Inventory, Delivery & Lifecycle Information:

[TE Connectivity:](#)

[1-215083-6](#)