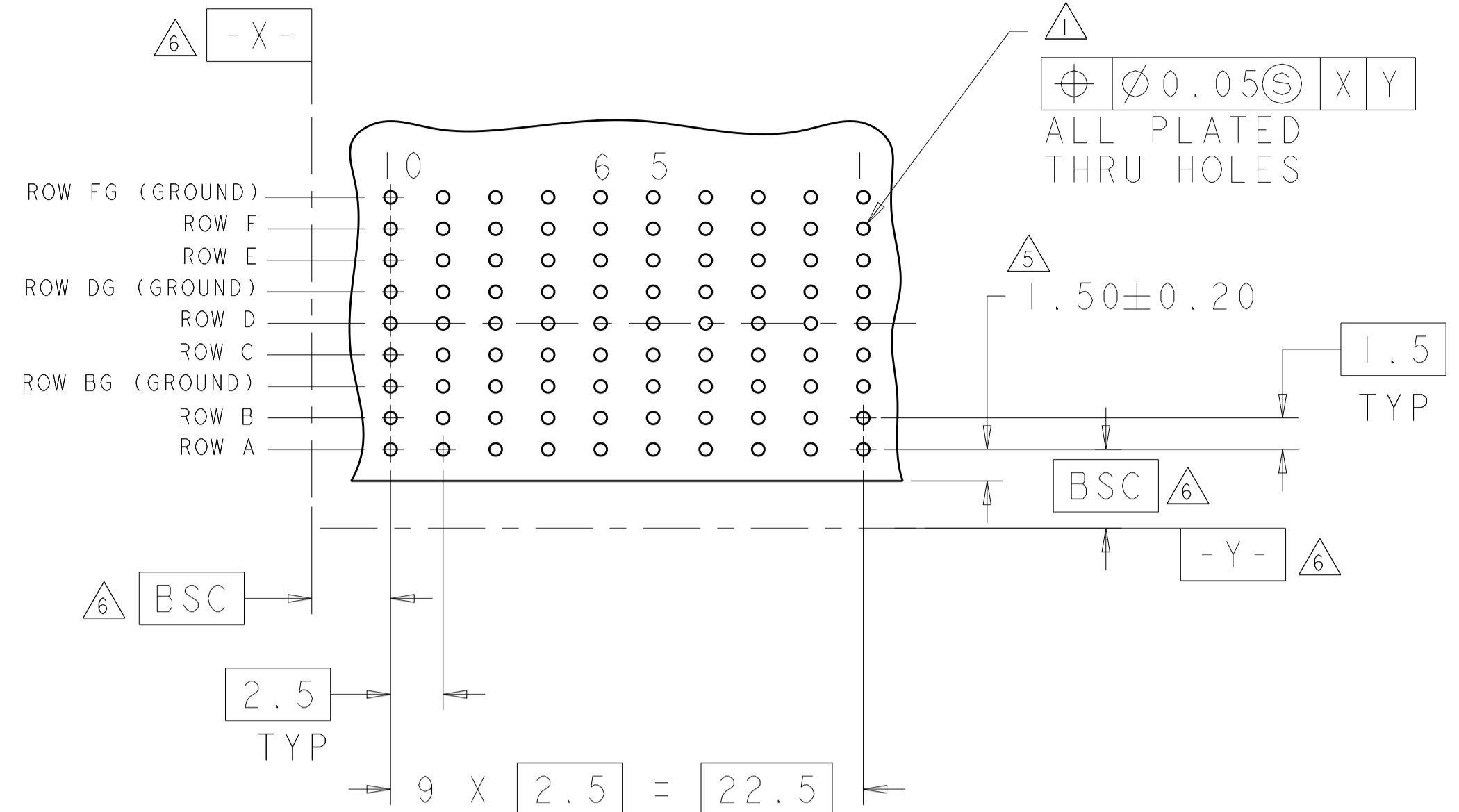
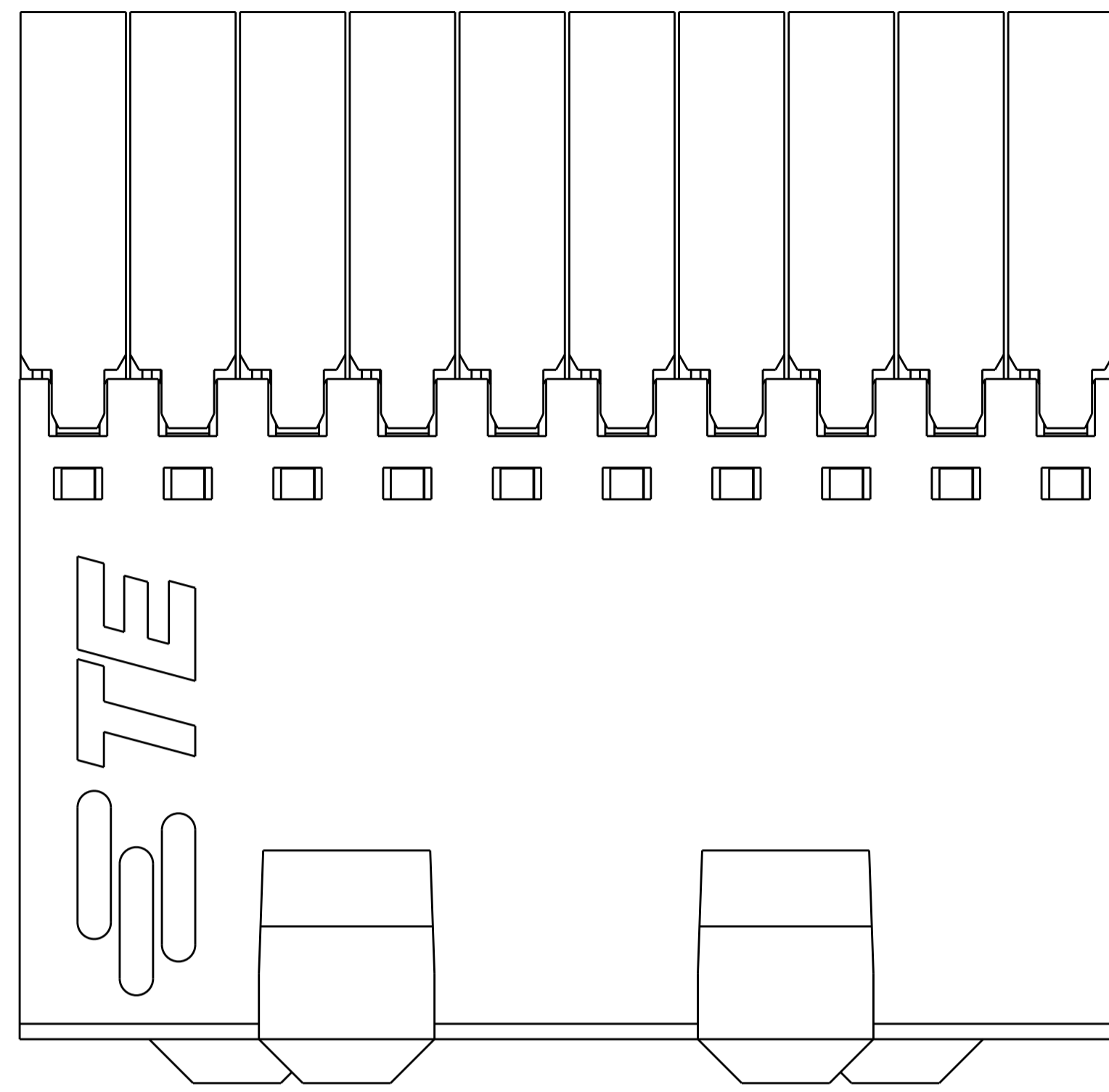
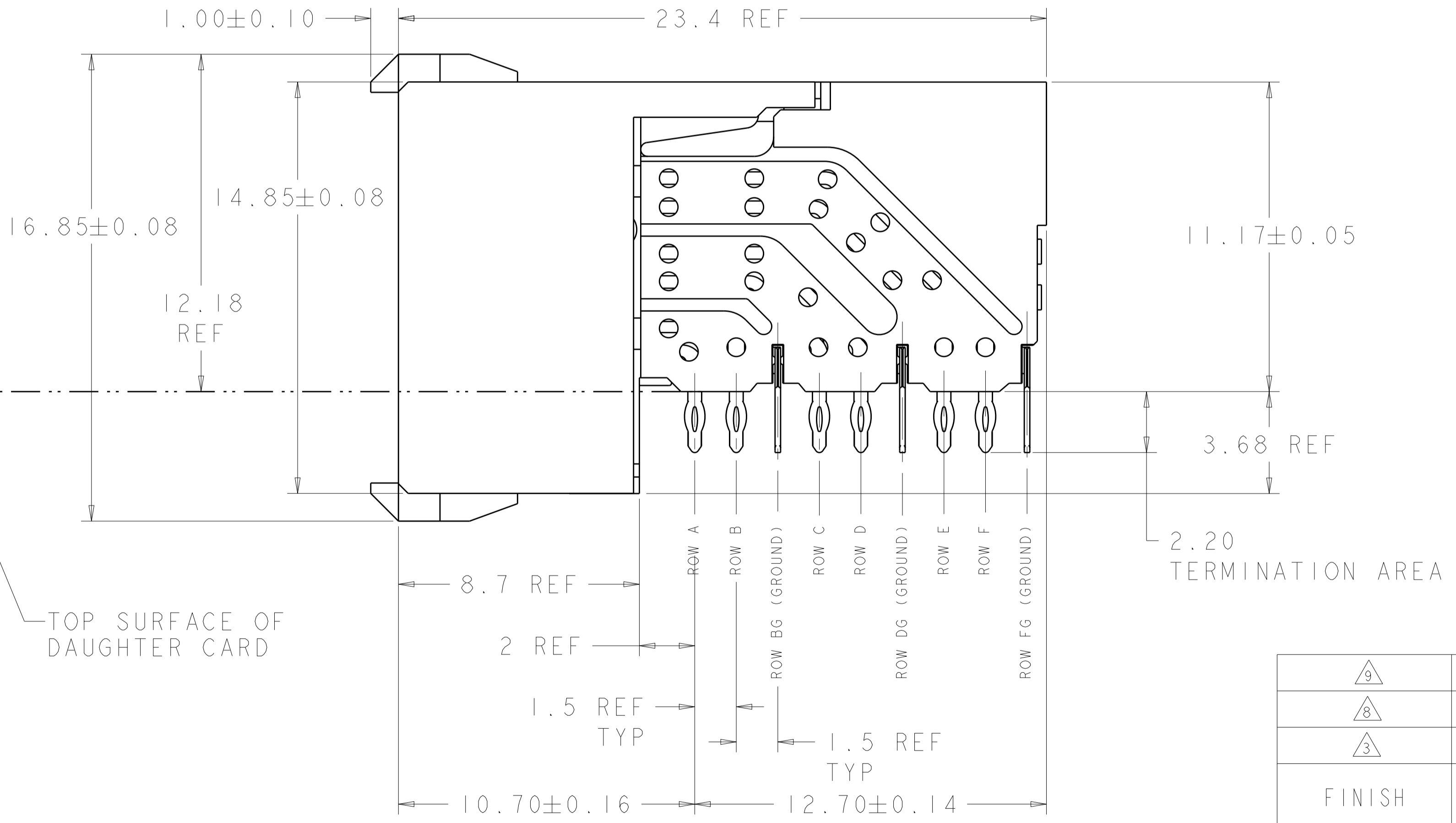
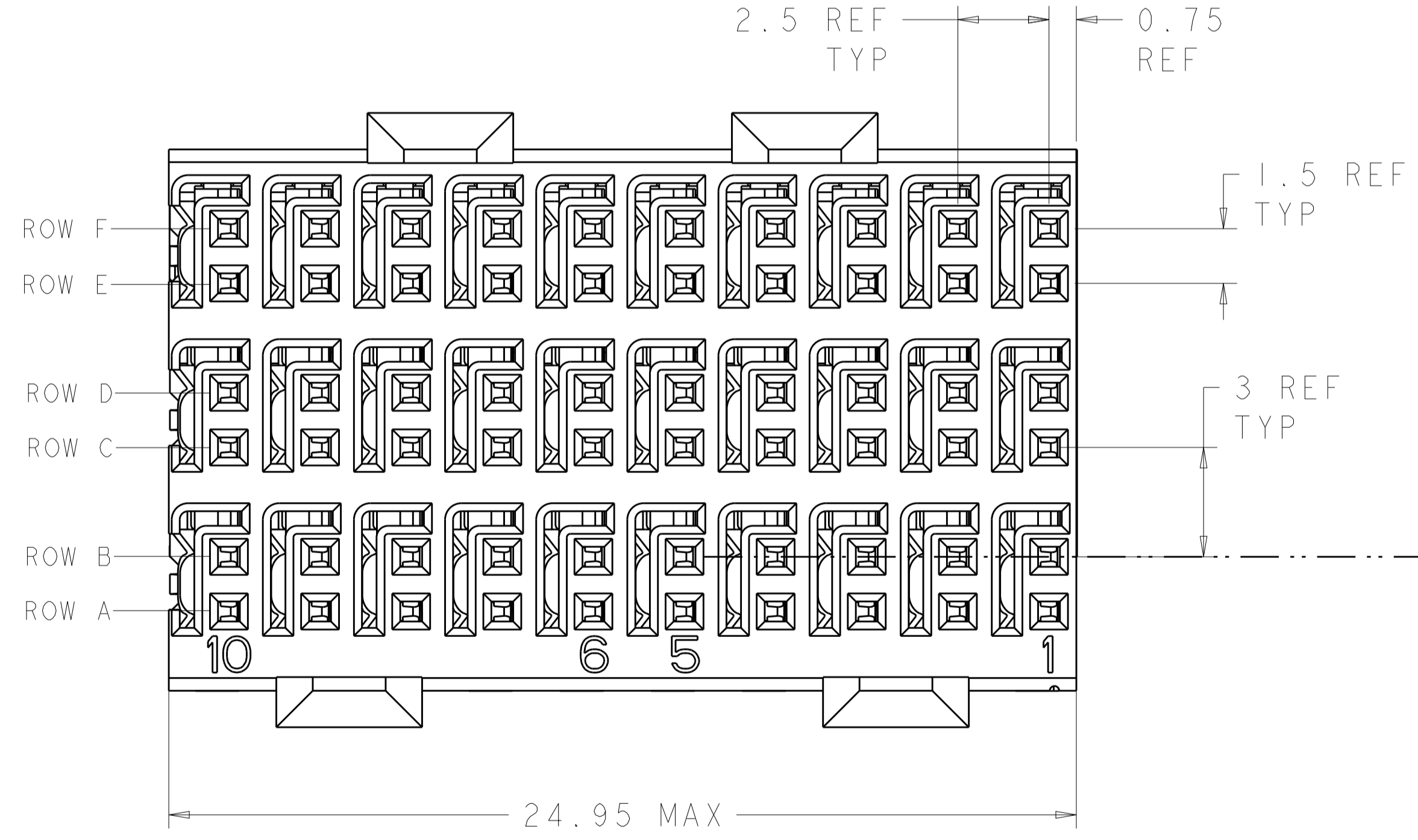


| REVISIONS | | | | |
|-----------|------|---------------------------|-----------|------------|
| P. | LTN. | DESCRIPTION | DATE | OWN. APVD. |
| E | | REVISED PER ECO-14-005095 | 11APR2014 | AP RP |
| F | | REVISED PER ECO-16-008845 | 27SEP2016 | AP RP |
| G | | REVISED PER ECO-17-013112 | 13SEP2017 | AP RP |
| H | | REVISED PER ECO-18-008925 | 7JUN2018 | DS HL |



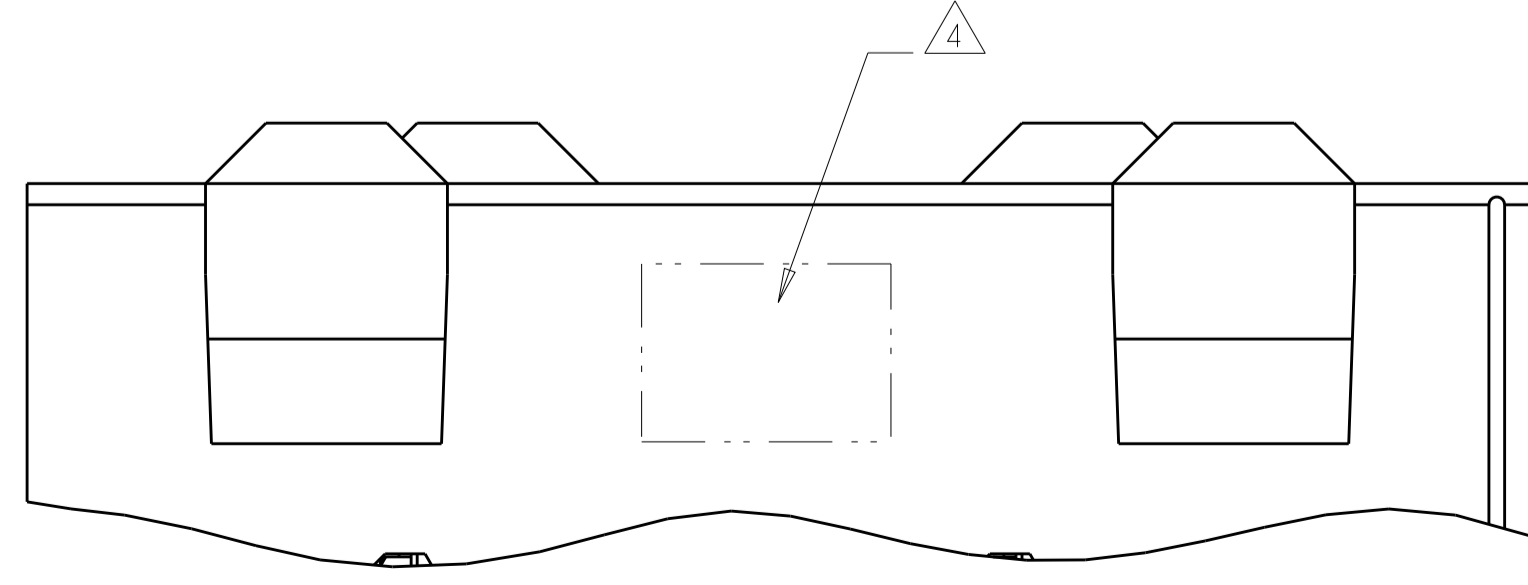
RECOMMENDED PC BOARD LAYOUT,
 DAUGHTER BOARD,
 COMPONENT SIDE SHOWN
 SCALE 4:1

- △ REFERENCE APPLICATION SPEC 114-13059 FOR RECOMMENDED PLATED THRU HOLE DIAMETER AND PLATING THICKNESSES.
- △ MATERIAL:
 SHIELD - PHOSPHOR BRONZE
 CONTACT - COPPER-NICKEL-SILICON
 HOUSING, CHICKLET AND CHICKLET COVER - GLASS FILLED POLYESTER, UL 94V-0 RATED.
- △ FINISH: SIGNAL AND GROUND CONTACTS:
 MATING AREA: MEETS THE PERFORMANCE REQUIREMENTS OF PRODUCT SPECIFICATION 108-2055; BASED ON TELCORDIA GR-1217-CORE, APPLICATIONS IN UNCONTROLLED ENVIRONMENTS
 COMPLIANT PIN AREA: 0.5µm MIN BRIGHT TIN-LEAD OVER BASE PLATING
- △ CONNECTOR MARKED WITH PART NUMBER AND DATE CODE IN APPROXIMATE AREA SHOWN.
- △ DIMENSION APPLIES TO CENTERLINE OF THRU HOLE
- △ DATUMS AND BASIC DIMENSIONS ESTABLISHED BY CUSTOMER
- 7. CONTACT AREA LUBRICATED WITH BELLCORE APPROVED LUBRICANT. TECHNICAL REFERENCE: GR-1217-CORE, ISSUE 1, NOVEMBER 1995.
- △ FINISH: CONTACT AND SHIELD
 MATING AREA - 1.27µm MIN GOLD OVER 1.27µm MIN NICKEL
 COMPLIANT PIN AREA - 0.05µm MIN BRIGHT TIN-LEAD OVER 1.27µm MIN NICKEL
- △ FINISH: CONTACT AND SHIELD
 MATING AREA - 1.27µm MIN GOLD OVER 1.27µm MIN NICKEL
 COMPLIANT PIN AREA - 0.5µm MIN TIN/LEAD OVER 1.27µm MIN NICKEL
 NO LUBRICANT



TOP SURFACE OF DAUGHTER CARD

| | |
|--------|-------------|
| △ 9 | 1469081-3 |
| △ 8 | 1469081-2 |
| △ 3 | 1469081-1 |
| FINISH | PART NUMBER |



| | | | | |
|--|--|-----------------------------|---|--|
| THIS DRAWING IS A CONTROLLED DOCUMENT. | | OWN S. MAGARO 13MAY2002 | TE Connectivity | |
| DIMENSIONS: mm | | CHK N. SCHROLL 13MAY2002 | RECEPTACLE ASSEMBLY, 3 PAIR, 25mm, HMZd | |
| TOLERANCES UNLESS OTHERWISE SPECIFIED: | | APVD B. PATTERSON 16MAY2007 | 108-2055 | |
| 0 PLC ± | | PRODUCT SPEC | 114-13059 | |
| 1 PLC ± | | APPLICATION SPEC | 114-13059 | |
| 2 PLC ± | | SIZE | A100779C=1469081 | |
| 3 PLC ± | | WEIGHT | SCALE 8:1 SHEET 1 OF 1 REV H | |
| 4 PLC ± | | CUSTOMER DRAWING | | |
| ANGLES ± | | | | |
| FINISH SEE TABLE | | | | |

Mouser Electronics

Authorized Distributor

Click to View Pricing, Inventory, Delivery & Lifecycle Information:

[TE Connectivity:](#)

[1469081-1](#)