

Multi-stage High Performance AC/DC EMI Filter



- Rated currents from 1 to 16 A
- High differential and common-mode attenuation
- Good low frequency attenuation
- Optional medical versions (B type)
- Optional safety versions (A type)



Performance indicators

Attenuation performance



Approvals & Compliances



Features and Benefits

- FN 2080 two-stage filters are designed for easy and fast chassis mounting
- FN 2080 B versions without capacitors to earth comply to 1MOP for ME (medical equipment) acc. IEC 60601-1
- FN 2080 A version with low capacitance to earth for safety critical applications with necessity for low leakage currents
- All filters provide a high conducted attenuation performance, based on chokes with high saturation resistance and excellent thermal behavior
- FN 2080 two-stage filters are designed with good low frequency attenuation
- FN 2080 filters are also available as single-stage filters
- FN 2080 filters are also available with two common mode choke configuration (FN 2070 series)
- Various terminal options allow you to select the desired connection style

Technical Specifications

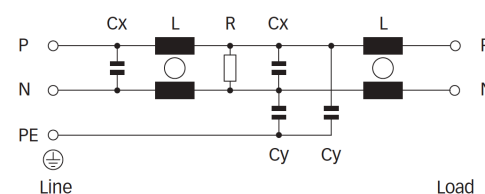
| | |
|--|--|
| Rated voltage* | 250 VAC, 50/60 Hz; 250 VDC |
| Operating frequency | DC to 400 Hz |
| Rated currents | 1 to 16 A @ 40°C max |
| High potential test voltage | P → PE 2000 VAC for 2 sec P → PE 2500 VAC for 2 sec (B types) P → N 1100 VDC for 2 sec |
| Temperature range (operation and storage) | -25°C to +100°C (25/100/21)** |
| Certified to | UL 1283, CSA 22.2 No. 8 1986, IEC/EN 60939 (applies to AC and DC applications) |
| Flammability corresponding to | Laces for -07 version: UL 94 VW-1 Terminal plastic for -06/-08 version: UL 94 V-0 Grommet for -07 version: UL 94 V-0 |
| Design corresponding to | UL 1283, CSA 22.2 No. 8 1986, IEC/EN 60939 |
| Overvoltage category | II acc. IEC 60664-1 |
| Pollution degree | 2 acc. IEC 60664-1 |
| Altitude | 2000m (above derating applies)** |
| MTBF @ 40°C/230 V (Mil-HB-217F) | 1,650,000 hours 1,700,000 hours (B types) |

* maximum RMS operating voltage at rated frequency or the maximum DC operating voltage
 ** for dedicated requests exceeding this specification (e.g. -40 °C or higher altitude) please contact your local Schaffner Sales office

Typical Applications

- Electrical and electronic equipment
- Lighting applications (due to high differential mode inductance)
- Consumer goods
- Household equipment
- Building automation
- Industrial applications
- Machinery
- Medical equipment
- Electronic data processing equipment
- Office automation and datacom equipment
- Various noisy applications requiring good filter performance

Typical electrical schematic



Filter Selection Table

| Filter* | Buy | Rated current @ 40°C (25°C) | Leakage current** @ 250 VAC/50 Hz (@ 120 VAC/60 Hz) | Power Loss @25°C/DC | Inductance*** | | Capacitance*** | | Resistance*** R | Input/Output connections | | | Weight [g] |
|---------------|-----|--------------------------------|---|------------------------|---------------|------|----------------|------|--------------------|--------------------------|-----|-----|---------------|
| | | | | | L | L1 | Cx | Cy | | | | | |
| | | [A] | [mA] | [W] | [mH] | [µH] | [µF] | [nF] | [kΩ] | | | | |
| FN2080-1-.. | | 1 (1.2) | 0.66 (0.38) | 2.6 | 22 | 490 | 0.33 | 4.7 | 1000 | -06 | -07 | | 200 |
| FN2080-3-.. | | 3 (3.5) | 0.66 (0.38) | 3.7 | 9.8 | 160 | 0.47 | 4.7 | 470 | -06 | -07 | | 270 |
| FN2080-6-.. | | 6 (6.9) | 0.66 (0.38) | 5.7 | 7.8 | 110 | 1 | 4.7 | 220 | -06 | -07 | | 470 |
| FN2080-10-.. | | 10 (11.5) | 0.66 (0.38) | 8.6 | 4.5 | 60 | 1 | 4.7 | 220 | -06 | -07 | -08 | 750 |
| FN2080-12-.. | | 12 (13.8) | 0.66 (0.38) | 12.3 | 3.25 | 50 | 1 | 4.7 | 220 | -06 | -07 | -08 | 750 |
| FN2080-16-.. | | 16 (18.4) | 0.66 (0.38) | 9.0 | 2.8 | 43 | 1 | 4.7 | 220 | -06 | -07 | -08 | 1020 |
| FN2080A-1-.. | | 1 (1.2) | 0.07 (0.04) | 2.6 | 22 | 490 | 0.33 | 0.47 | 1000 | -06 | -07 | | 200 |
| FN2080A-3-.. | | 3 (3.5) | 0.07 (0.04) | 3.7 | 9.8 | 160 | 0.47 | 0.47 | 470 | -06 | -07 | | 270 |
| FN2080A-6-.. | | 6 (6.9) | 0.07 (0.04) | 5.7 | 7.8 | 110 | 1 | 0.47 | 220 | -06 | -07 | | 470 |
| FN2080A-10-.. | | 10 (11.5) | 0.07 (0.04) | 8.6 | 4.5 | 60 | 1 | 0.47 | 220 | -06 | -07 | -08 | 750 |
| FN2080A-12-.. | | 12 (13.8) | 0.07 (0.04) | 12.3 | 3.25 | 50 | 1 | 0.47 | 220 | -06 | -07 | -08 | 750 |
| FN2080A-16-.. | | 16 (18.4) | 0.07 (0.04) | 9.0 | 2.8 | 43 | 1 | 0.47 | 220 | -06 | -07 | -08 | 1020 |
| FN2080B-1-.. | | 1 (1.2) | 0.00 | 2.6 | 22 | 490 | 0.33 | | 1000 | -06 | -07 | | 200 |
| FN2080B-3-.. | | 3 (3.5) | 0.00 | 3.7 | 9.8 | 160 | 0.47 | | 470 | -06 | -07 | | 270 |
| FN2080B-6-.. | | 6 (6.9) | 0.00 | 5.7 | 7.8 | 110 | 1 | | 220 | -06 | -07 | | 470 |
| FN2080B-10-.. | | 10 (11.5) | 0.00 | 8.6 | 4.5 | 60 | 1 | | 220 | -06 | -07 | -08 | 750 |
| FN2080B-12-.. | | 12 (13.8) | 0.00 | 12.3 | 3.25 | 50 | 1 | | 220 | -06 | -07 | -08 | 750 |
| FN2080B-16-.. | | 16 (18.4) | 0.00 | 9.0 | 2.8 | 43 | 1 | | 220 | -06 | -07 | -08 | 1020 |

* To compile a complete part number, please replace the .. with the required I/O connection style (e.g. FN 2080-16-08, FN 2080B-10-06).

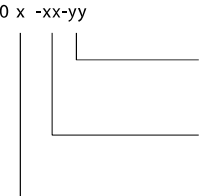
** Maximum leakage under usual AC operating conditions (acc. IEC60939-3). Note: if the neutral line is interrupted, worst case leakage could reach twice this level.

*** Tolerances apply: Inductance: -30/+50%, Capacitance: ±20%, Resistance: ±10%

Product selector

FN 2080 x -xx-yy

| | |
|---------|---------------------------------------|
| 06 | Faston 6.3 × 0.8 mm (spade/soldering) |
| 07 | Wire leads |
| 08 | Studs (M4 screws) |
| 1 to 16 | Rated current |
| Blank | Standard version |
| A | Safety version |
| B | Medical version |



Example:

FN2080A-10-06

- A: Safety version (A)
- 10 Ampère current
- 06: fast-on terminals

Distribution Inventory

Up-to-date inventory levels for global distributors is available at

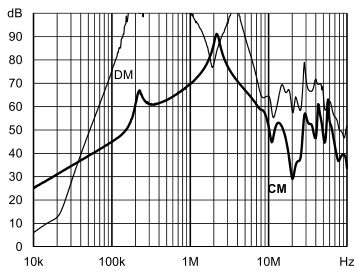
<https://products.schaffner.com/stock>

or via the QR code printed on the right side

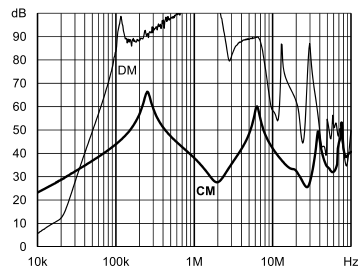


Typical Filter Attenuation

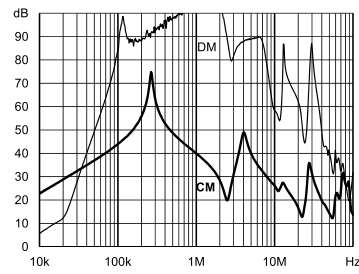
Per CISPR 17; DM=50 Ω/50 Ω sym; CM=50 Ω/50 Ω asym;



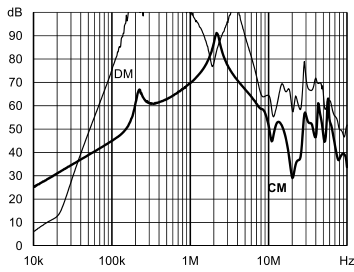
1A: Standard type



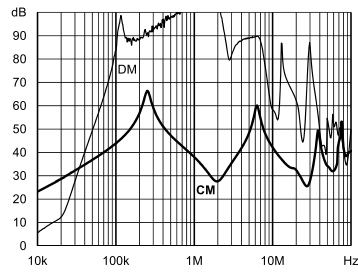
A type



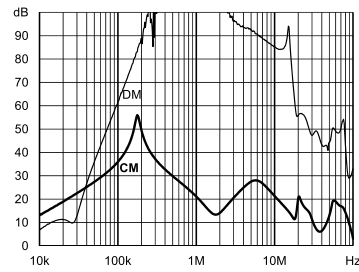
B type



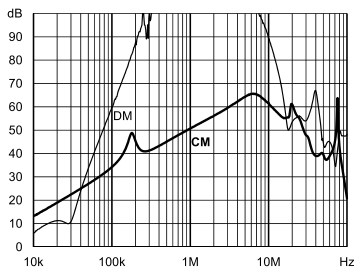
3A: Standard type



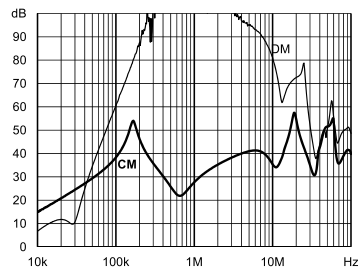
A type



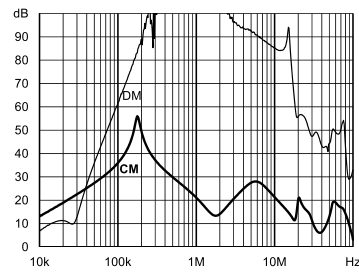
B type



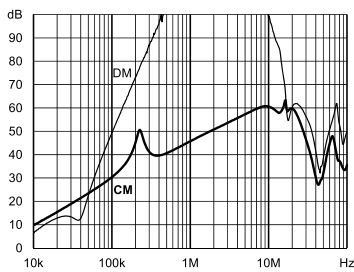
6A: Standard type



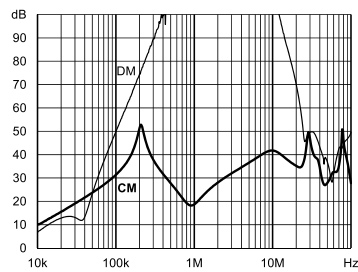
A type



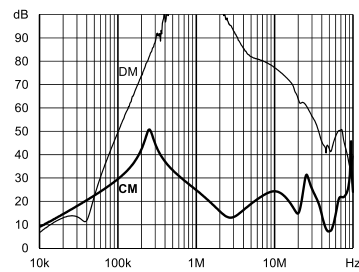
B type



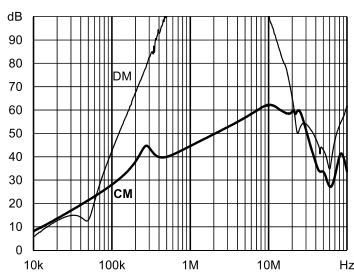
10A: Standard type



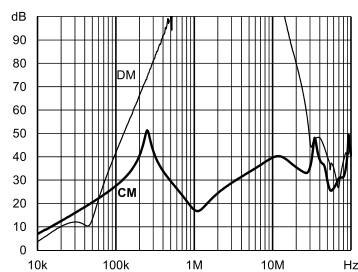
A type



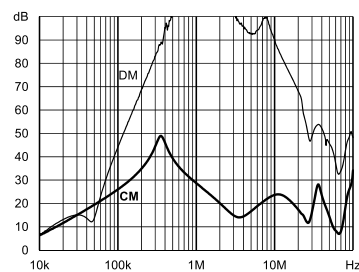
B type



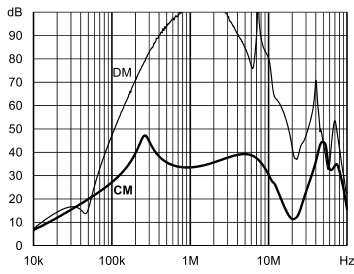
12A: Standard type



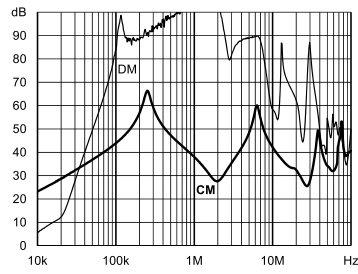
A type



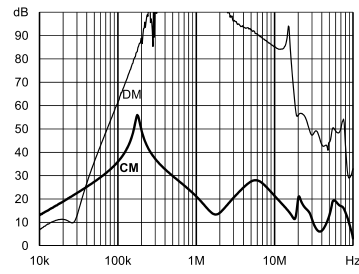
B type



16 A: Standard type

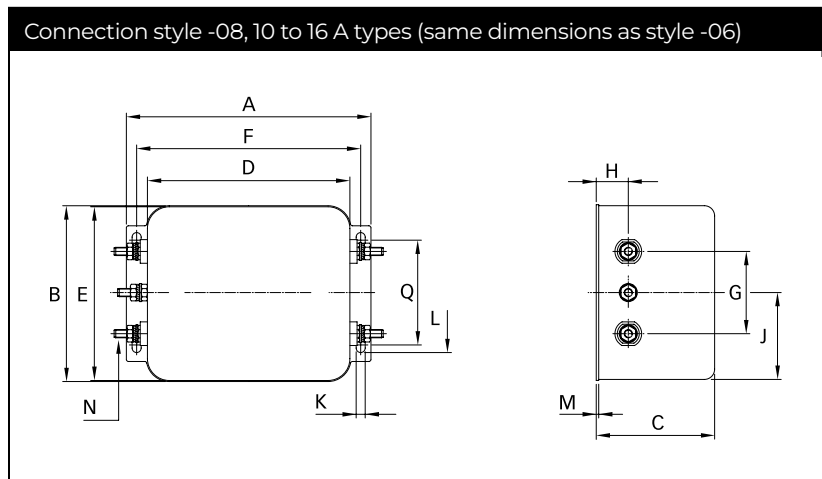
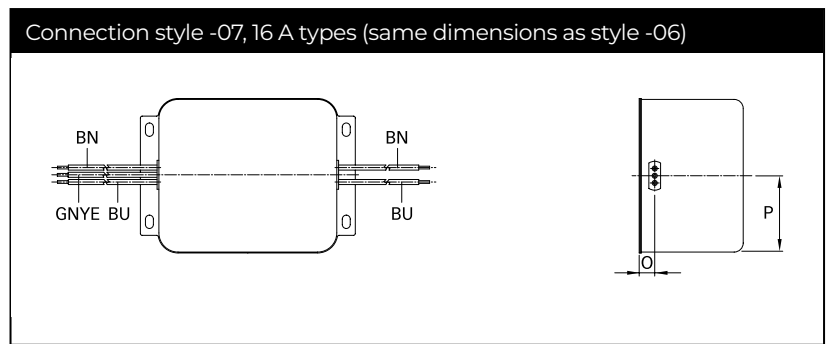
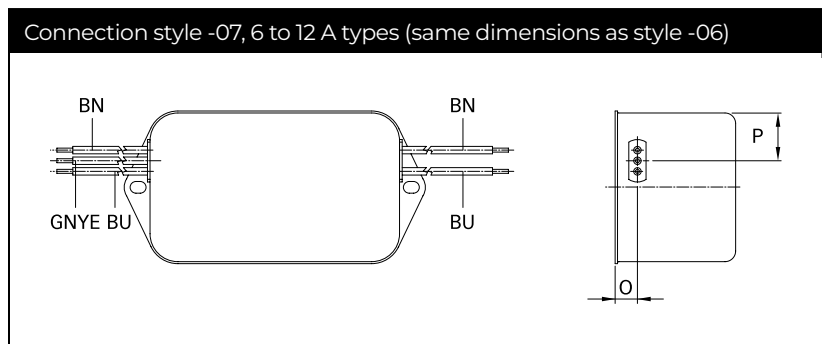
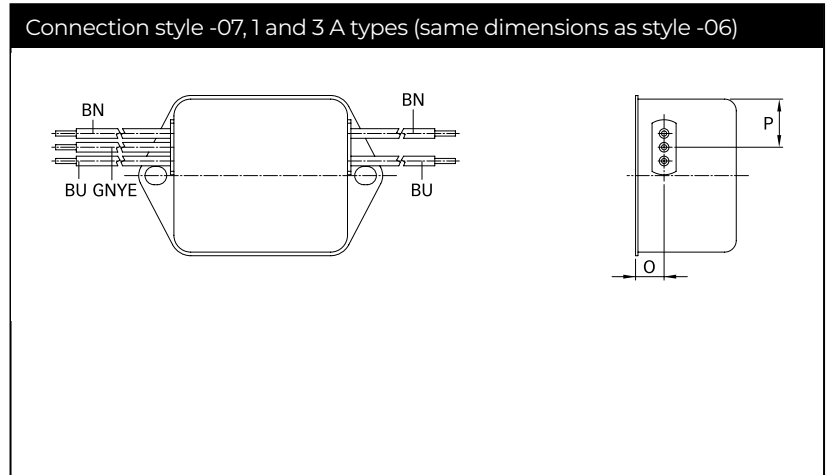
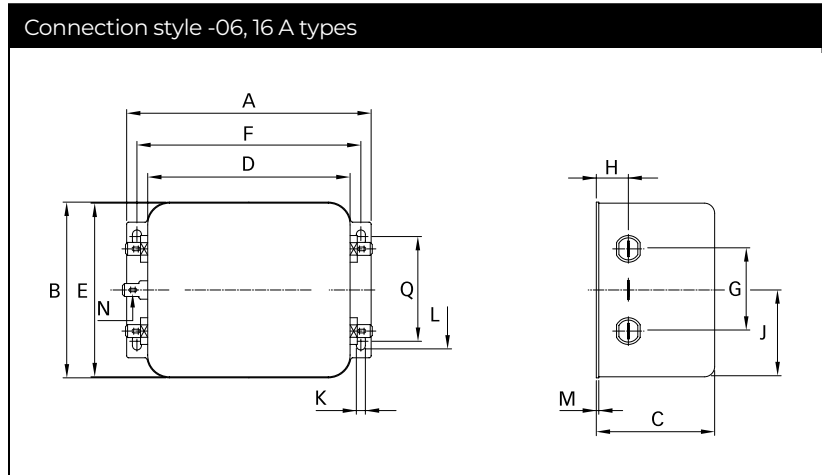
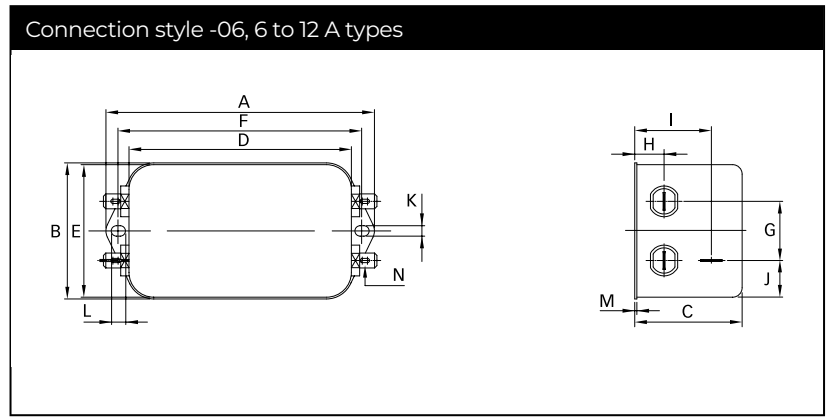
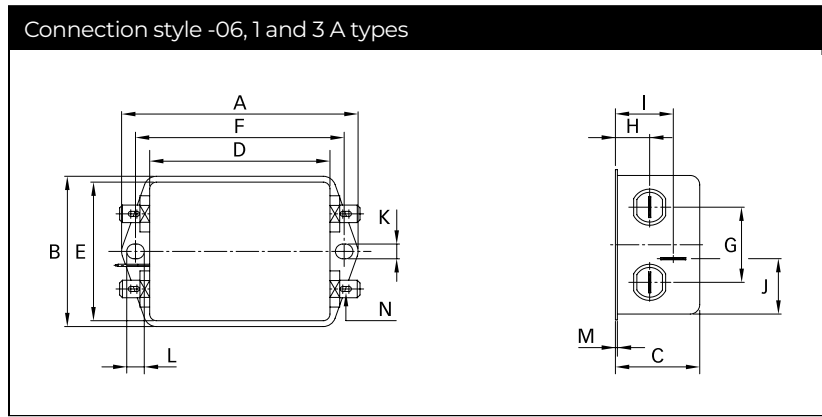


A type



B type

Mechanical Data



Dimensions

| | 1 A | 3 A | 6 A | 10 A | 12 A | 16 A | Tolerances |
|--------------------------------|-----------|-----------|-----------|-----------|-----------|-----------|------------|
| A | 85 | 85 | 113.5 ±1 | 156 ±1 | 156 ±1 | 119 ±1 | ±0.5 |
| B | 54 | 54 | 57.5 ±1 | 57.5 ±1 | 57.5 ±1 | 85.5 ±1 | ±0.5 |
| C | 30.3 | 40.3 | 45.4 ±1 | 45.4 ±1 | 45.4 ±1 | 57.6 ±1 | ±0.5 |
| D | 64.8 | 64.8 | 94 ±1 | 130.5 ±1 | 130.5 ±1 | 98.5 ±1 | ±0.5 |
| E | 49.8 | 49.8 | 56 | 56 | 56 | 84.5 | ±0.5 |
| F | 75 | 75 | 103 | 143 | 143 | 109 | ±0.3 |
| G | 27 | 27 | 25 | 25 | 25 | 40 | ±0.2 |
| H | 12.3 | 12.3 | 12.4 | 12.4 | 12.4 | 15.6 | ±0.5 |
| I | 20.8 | 29.8 | 32.4 | 32.5 | 32.5 | | ±0.5 |
| J | 19.9 | 11.4 | 15.5 | 15.5 | 15.5 | 42.25 | ±0.5 |
| K | 5.3 | 5.3 | 4.4 | 5.3 | 5.3 | 4.4 | |
| L | 6.3 | 6.3 | 6 | 6 | 6 | 7.4 | |
| M | 0.7 | 0.7 | 1 | 1 | 1 | 1.2 | ± 0.3 |
| Connection style -06 | | | | | | | |
| N | 6.3 x 0.8 | 6.3 x 0.8 | 6.3 x 0.8 | 6.3 x 0.8 | 6.3 x 0.8 | 6.3 x 0.8 | |
| Connection style -07 | | | | | | | |
| O | 8.3 | 8.3 | 8.4 | 8.4 | 8.4 | 8.6 | ±0.5 |
| P | 14.9 | 14.9 | 18 | 18 | 18 | 42.25 | ±0.5 |
| AWG type wire | AWG 20 | AWG 20 | AWG 18 | AWG 18 | AWG 16 | AWG 16 | |
| Wire length | 140 | 140 | 140 | 140 | 140 | 140 | +5 |
| Connection style -08 | | | | | | | |
| N | | | | M4 | M4 | M4 | |
| Q | | | | | | 51 | ±0.2 |
| Recommended torque (Nm) | | | | 1.2 - 1.3 | 1.2 - 1.3 | 1.2 - 1.3 | |
| Earth terminal | | | | 1.5 - 1.7 | 1.5 - 1.7 | 1.5 - 1.7 | |

All dimensions in mm; 1 inch = 25.4 mm

Tolerances according: ISO 2768-m/EN 22768-m

Please visit www.schaffner.com to find more details on filter connectors.

Headquarters, Global Innovation and Development

Switzerland

Schaffner Holding AG

Industrie Nord
Nordstrasse 11e
4542
Luterbach
+41 32 681 66 26
info@schaffner.com

Sales and Application Centers

China

Schaffner EMC Ltd. Shanghai

T20-3 C, No 565 Chuangye Road, Pudong district
201201
Shanghai
+86 2138139500
cschina@schaffner.com

Finland

Schaffner Oy

Sauvonrinne 19 H
8500
Lohja
+358 50 468 7284
finlandsales@schaffner.com

France

Schaffner EMC S.A.S.

16-20 Rue Louis Rameau
95875
Bezons
+33 1 34 34 30 60
francesales@schaffner.com

Germany

Schaffner Deutschland GmbH

Schoemperlenstrasse 12B
76185
Karlsruhe
+49 721 56910
germanysales@schaffner.com

India

Schaffner India Pvt. Ltd

Regus World Trade Centre
WTC, 22nd Floor Unit No 2238, Brigade Gateway Campus, 26/1, Dr. Rajkumar Road Malleshwaram (W)
560055
Bangalore
+91 8067935355
indiasales@schaffner.com

Italy

Schaffner EMC S.r.l.

Via Ticino, 30
20900
Monza (MB)
+39 039 21 41 070
italysales@schaffner.com

Japan

Schaffner EMC K.K.

ISM Sangenjaya 7F
1-32-12 Kamiuma, Setagaya-ku
154-0011
Tokyo
+81 3 5712 3650
japansales@schaffner.com

Singapore

Schaffner EMC Pte Ltd.

Blk 3015A Ubi Road 1, #05-09, Kampong Ubi Industrial Estate
408705
Singapore
+65 63773283
singaporesales@schaffner.com

Spain

Schaffner EMC España

Calle Caléndula 93, Miniparc III, Edificio E El Soto de Moraleja, Alcobendas
28109
Madrid
+34 917 912 900
spainsales@schaffner.com

Sweden

Schaffner EMC AB

Östermalmstrorg 1
114 42
Stockholm
+46 8 5050 2425
swedensales@schaffner.com

Switzerland

Schaffner EMV AG

Industrie Nord
Nordstrasse 11e
4542
Luterbach
+41 32 681 66 26
switzerlandsales@schaffner.com

Taiwan

Schaffner EMV Ltd.

U-Town
20 Floor-2, No 97, Section 1, XinTai 5th Road, XiZhi District
22175
New Taipei City
+886 226975500
taiwansales@schaffner.com

Thailand

Schaffner EMC Co. Ltd.

Sathorn Square Tower
Room 3780, 37FL, 98 North-Sathorn Rd, Silom, Bangrak
10500
Bangkok
+66 621056397
thailandsales@schaffner.com

United Kingdom

Schaffner Ltd.

1, Oakmede Place
Terrace Road
RG42 4JF
Binfield
+44 118 9770070
uksales@schaffner.com

United States

Schaffner EMC Inc.

52 Mayfield Avenue
Edison, New Jersey
+1 732 225 9533
usasales@schaffner.com

To find your local partner within Schaffner's global network schaffner.com

© 2022 Schaffner Group

The content of this document has been carefully checked and understood. However, neither Schaffner nor its subsidiaries assume any liability whatsoever for any errors or inaccuracies of this document and the consequences thereof. Published specifications are subject to change without notice. Product suitability for any area of application must ultimately be determined by the customer. In all cases, products must never be operated outside their published specifications. Schaffner does not guarantee the availability of all published products. This disclaimer shall be governed by substantive Swiss law and resulting disputes shall be settled by the courts at the place of business of Schaffner Holding AG. Latest publications and a complete disclaimer can be downloaded from the Schaffner website. All trademarks recognized.

Mouser Electronics

Authorized Distributor

Click to View Pricing, Inventory, Delivery & Lifecycle Information:

Schaffner:

[FN2080-1-06](#) [FN2080-10-06](#) [FN2080-3-06](#) [FN2080-6-06](#) [FN2080-16-06](#) [FN2080-3-07](#) [FN2080-6-07](#) [FN2080-10-07](#) [FN2080-12-06](#) [FN2080-12-07](#) [FN2080-16-07](#) [FN2080-16-08](#) [FN2080A-10-06](#) [FN2080A-16-06](#) [FN2080B-1-06](#) [FN2080B-3-06](#) [FN2080B-6-06](#) [FN2080B-10-06](#) [FN2080B-16-06](#) [FN2080B-16-08](#) [FN2080M-16-06](#) [FN2080A-16-07](#) [FN2080A-6-06](#) [FN2080A-16-08](#) [FN2080-1-07](#) [FN2080B-12-06](#) [FN2080A-3-06](#) [FN2080-10-08](#) [FN2080-12-08](#)