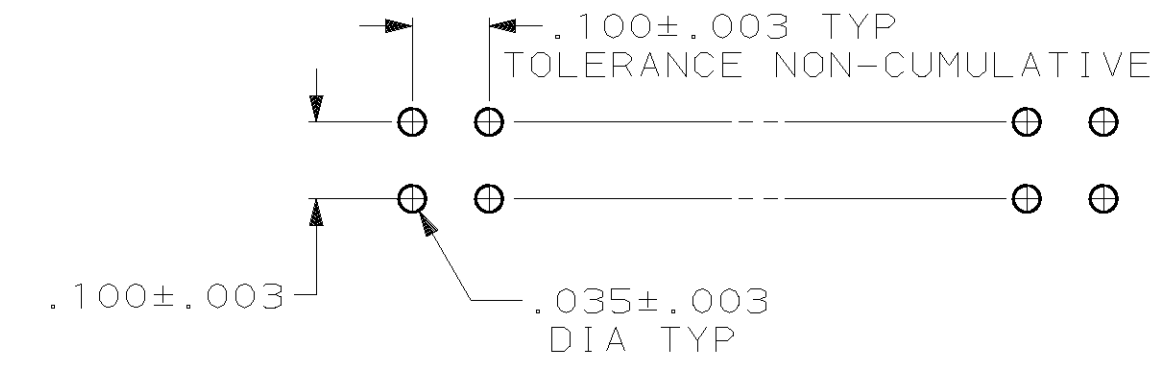
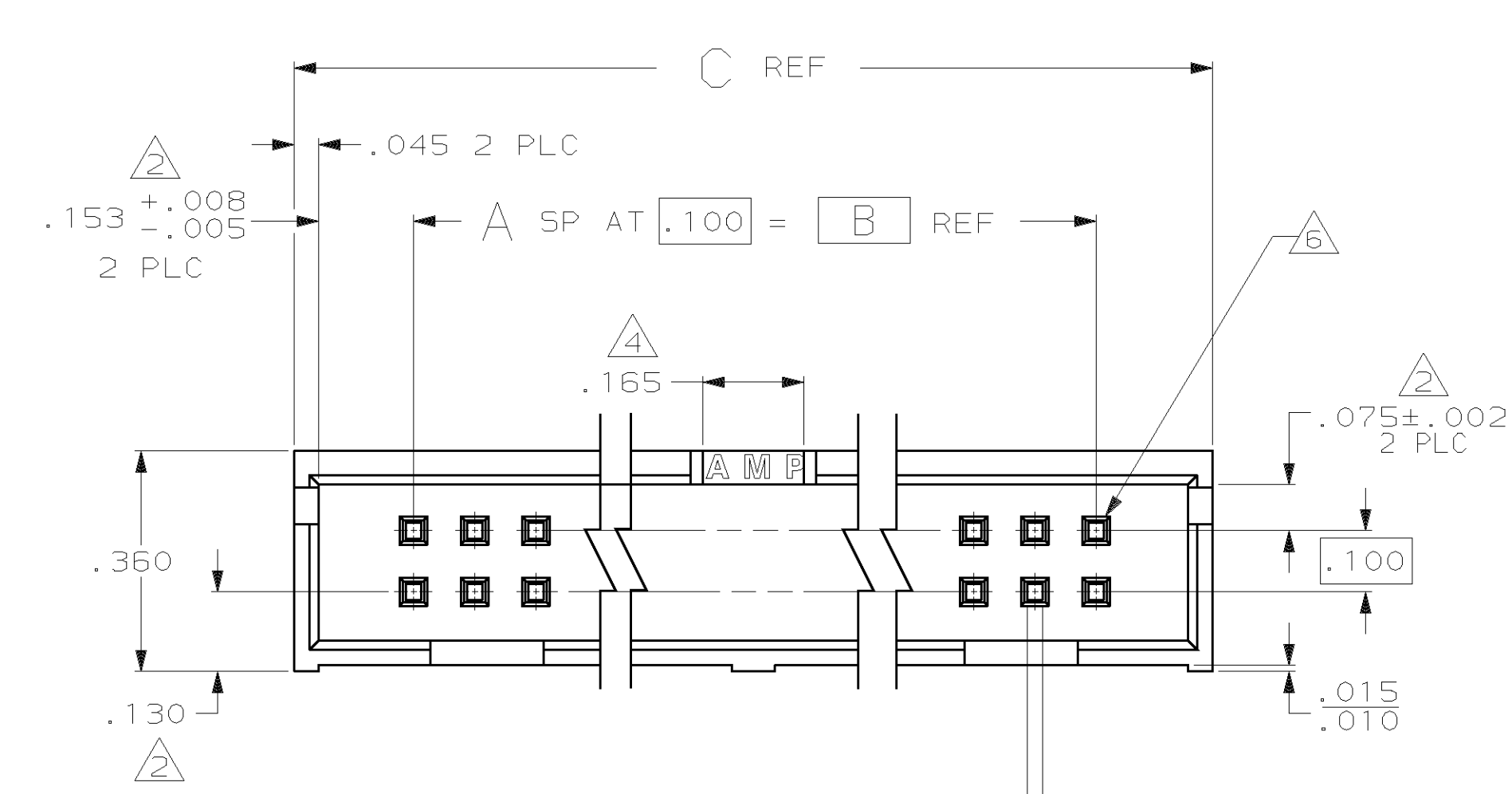
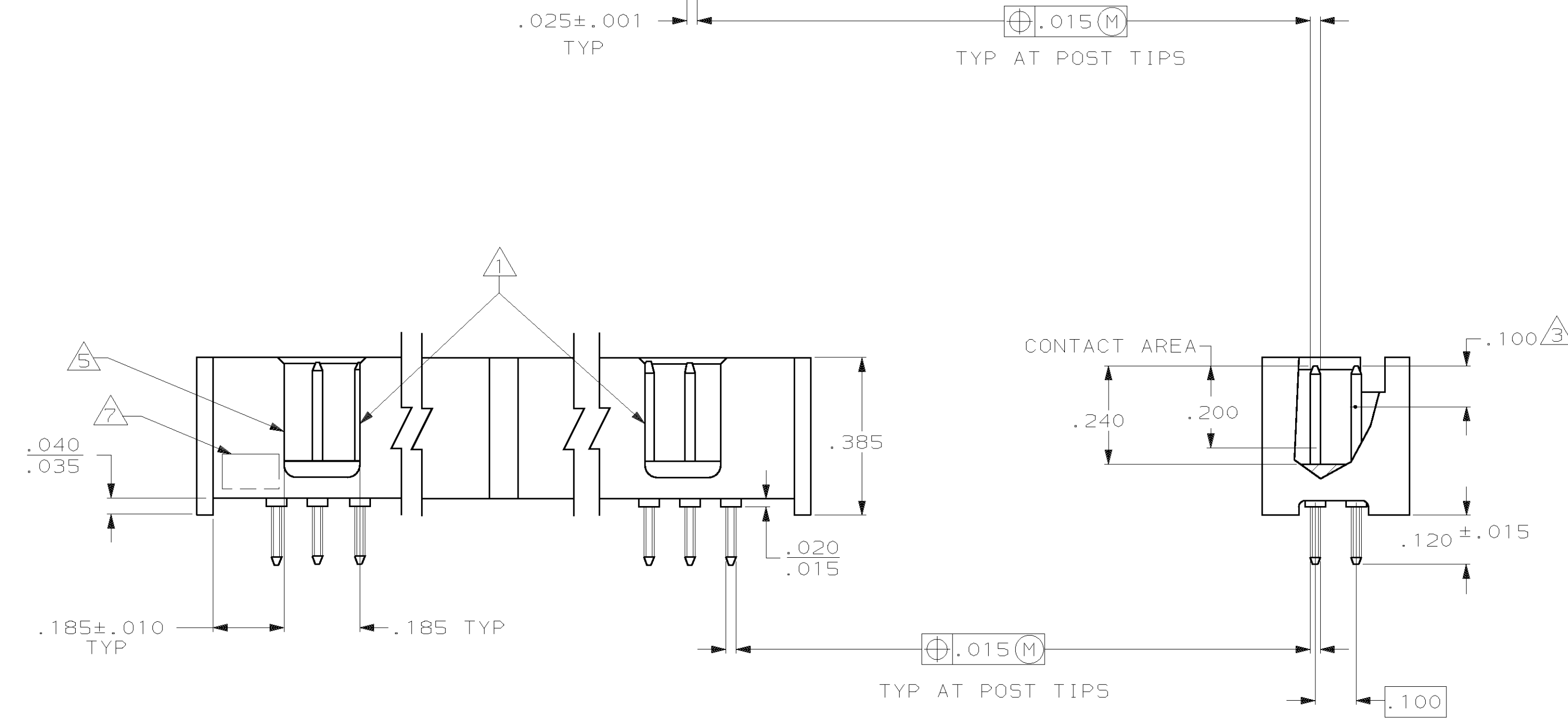


LOC	DIST	P	F	ZONE	LTR	DESCRIPTION	DATE	APPD
AR	35							
				C		REV PER ECN BD6866	02/13/94	RK
				D		0B5 -4 & 1-1 PER EC 0020-942-93	03/13/94	RK
				E		REV PER EC 0020-857-95	06 DEC 95	RK
				F		REV PER EC 0410-56-97	06 OCT 97	JGH
				G		REV PER 0651-0110-99	27MAY99	SLB



RECOMMENDED HOLE LAYOUT FOR MANUAL INSERTION



- ① DOUBLE BAR POLARIZATION
- ② THE NOTED DIMENSIONS APPLY AT THE INTERSECTION OF THE POST AND HOUSING
- ③ POINT OF MEASUREMENT FOR PLATING THICKNESS
- ④ CENTER POLARIZATION SLOT
- ⑤ FOR 10 POSN ASSEMBLY, SLOT OMITTED WHERE INDICATED
- ⑥ NUMBER 1 POSITION.
- ⑦ OPTIONAL AMP IDENTIFICATION NUMBER (DATE CODE). LOCATION APPROXIMATELY WHERE SHOWN.

	1.500	1.100	11	24	1-103308-3
	3.300	2.900	29	60	1-103308-2
OBSOLETE	3.100	2.700	27	56	1-103308-1
	2.800	2.400	24	50	1-103308-0
	2.500	2.100	21	44	103308-9
	2.300	1.900	19	40	103308-8
	2.000	1.600	16	34	103308-7
	1.600	1.200	12	26	103308-6
	1.300	.900	9	20	103308-5
OBSOLETE	1.200	.800	8	18	103308-4
	1.100	.700	7	16	103308-3
	1.000	.600	6	14	103308-2
	.800	.400	4	10	103308-1
	C	B	A	NO OF POSN	ASSEMBLY PART NUMBER

DO NOT SCALE PRINT. UNLESS SPECIFIED DIMENSIONS IN INCHES		TOLERANCES - ON :		MATERIAL		FINISH		APPLICATION SPEC		SIZE		CAGE CODE		DRAWING NO	
2 PLC DEC ±	.005	3 PLC DEC ±	.005	HOUSING: GLASS FILLED NYLON, FLAME RETARDANT, BLACK	POSTS: PHOS BRONZE	.000015 GOLD IN CONTACT AREA, .000100-.000200 TIN-LEAD ON SOLDER TAIL, ALL OVER .000050 NICKEL				D	00779	C=103308			
ANGLES ±	-												SCALE	4:1	SHEET 1 OF 1

THIS DRAWING IS A CONTROLLED DOCUMENT FOR AMP INCORPORATED. IT IS SUBJECT TO CHANGE AND THE CONTROLLING ENGINEERING ORGANIZATION SHOULD BE CONTACTED FOR THE LATEST REVISION.