



**LSHM-DV SERIES**

**(0.50 mm) .0197"**

# HIGH-SPEED HERMAPHRODITIC STRIP

## SPECIFICATIONS

For complete specifications and recommended PCB layouts see [www.samtec.com?LSHM](http://www.samtec.com?LSHM)

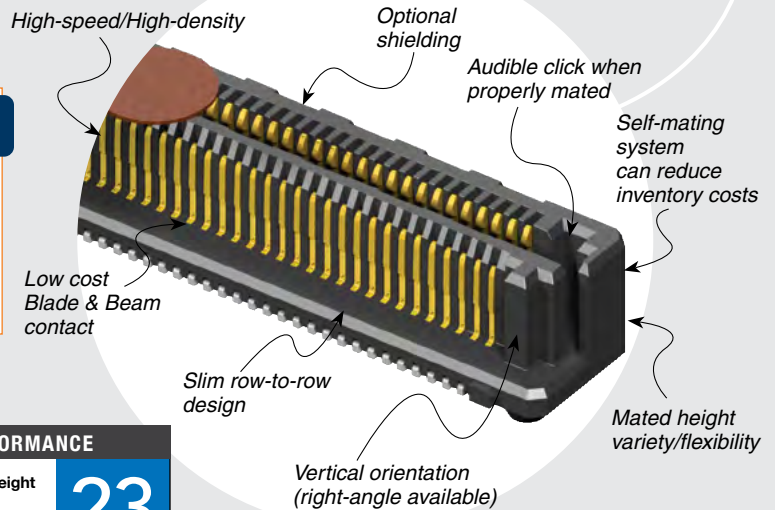
**Insulator Material:**  
Black Liquid Crystal Polymer  
**Contact Material:**  
Phosphor Bronze  
**Plating:**  
Au or Sn over 50 μ" (1.27 μm) Ni  
**Current Rating:**  
2.0 A per pin  
(2 adjacent pins powered)  
**Operating Temp Range:**  
-55 °C to +125 °C  
**RoHS Compliant:**  
Yes

**Board Mates:**  
LSHM

**Cable Mates:**  
HLCD

**RUGGEDIZED**  
BY SAMTEC

- High retention contacts
- Audible click when mated
- Shrouded



## PROCESSING

**Lead-Free Solderable:**  
Yes  
**SMT Lead Coplanarity:**  
(0.10 mm) .004" max  
**Board Stacking:**  
For applications requiring more than two connectors per board, contact ipg@samtec.com

## HIGH-SPEED CHANNEL PERFORMANCE

LSHM-DV/LSHM-DV @ 5 mm Mated Stack Height  
Rating based on Samtec reference channel.  
For full SI performance data visit [Samtec.com](mailto:SIG@samtec.com) or contact [SIG@samtec.com](mailto:SIG@samtec.com)

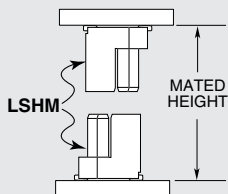
**23**  
Gbps

## RECOGNITIONS

For complete scope of recognitions see [www.samtec.com/quality](http://www.samtec.com/quality)



## APPLICATION



LEAD STYLE	MATED HEIGHT*
-02.5 & -02.5	(5.00) .196
-02.5 & -03.0	(5.50) .217
-03.0 & -03.0	(6.00) .236
-02.5 & -04.0	(6.50) .256
-03.0 & -04.0	(7.00) .276
-04.0 & -04.0	(8.00) .315
-02.5 & -06.0	(8.50) .335
-03.0 & -06.0	(9.00) .354
-04.0 & -06.0	(10.00) .394
-06.0 & -06.0	(12.00) .472

\*Processing conditions will affect mated height.

LSHM

1

NO. PINS PER ROW

LEAD STYLE

PLATING OPTION

TAIL OPTION

A

SHIELD OPTION

K

TR

05, 10, 20,  
30, 40, 50

Specify LEAD STYLE from chart

-F  
= Gold flash on contact, Matte Tin on tail

-L  
= 10 μ" (0.25 μm) Gold on contact, Matte Tin on tail

-DV  
= Vertical

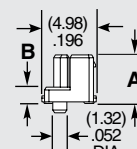
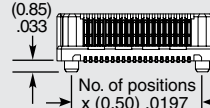
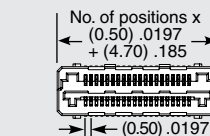
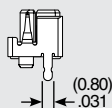

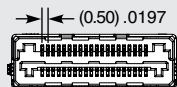
-S  
= With Shield

-N  
= Without Shield

-K  
= (3.50 mm) .138" DIA Polyimide film Pick & Place Pad

-TR  
= Tape & Reel

LEAD STYLE (STANDARD)	LEAD STYLE (LUBRICATED)	A	B
-02.5	-L2.5	(3.95) .156	(1.00) .039
-03.0	-L3.0	(4.45) .175	(1.50) .059
-04.0	-L4.0	(5.45) .215	(2.50) .098
-06.0	-L6.0	(7.45) .293	(4.50) .177



**Note:** Some lengths, styles and options are non-standard, non-returnable.