



Micro Commercial Components



Micro Commercial Components
20736 Marilla Street Chatsworth
CA 91311
Phone: (818) 701-4933
Fax: (818) 701-4939

MBRB20200CT

Features

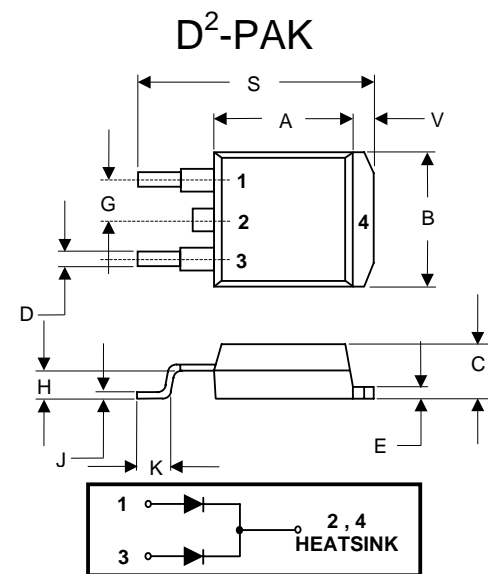
- Halogen free available upon request by adding suffix "-HF"
- High Junction Temperature Capability
- Epoxy meets UL 94 V-0 flammability rating
- Moisture Sensitivity Level 1
- Low Leakage Current
- Marking : type number
- Lead Free Finish/Rohs Compliant (Note1) ("P" Suffix designates Compliant. See ordering information)

20 Amp High Voltage Power Schottky Barrier Rectifier 200Volts

Maximum Ratings

- Operating Temperature: -55°C to +150°C
- Storage Temperature: -55°C to +175°C

MCC Catalog Number	Maximum Recurrent Peak Reverse Voltage	Maximum RMS Voltage	Maximum DC Blocking Voltage
MBRB 20200 CT	200 V	140V	200 V

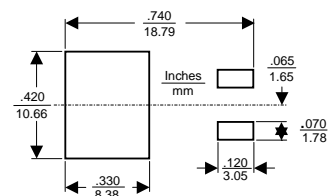


Electrical Characteristics @ 25°C Unless Otherwise Specified

Average Forward Current	$I_{F(AV)}$	20 A	$T_C = 125^\circ\text{C}$
Peak Forward Surge Current	I_{FSM}	150A	8.3ms, half sine wave
Maximum Instantaneous Forward Voltage MBRB20200CT	V_F	.95 V	$I_{FM} = 10A$ $T_J = 25^\circ\text{C}$ $I_{FM} = 10A$ $T_J = 125^\circ\text{C}$
	V_F	.80V	
Maximum Reverse Current At Rated DC Blocking Voltage	I_R	50uA 15mA	$T_C = 25^\circ\text{C}$ $T_C = 125^\circ\text{C}$

DIM	DIMENSIONS				NOTE
	INCHES		MM		
A	.320	.380	8.13	9.65	
B	.380	.411	9.65	10.45	
C	.160	.190	4.06	4.83	
D	.020	.035	0.51	0.89	
E	.045	.059	1.14	1.50	
G	.095	.105	2.41	2.67	
H	.096	.120	2.43	3.03	
J	.014	.021	0.35	0.53	
K	.090	.110	2.29	2.79	
S	.575	.625	14.60	15.80	
V	.045	.055	1.14	1.40	

SUGGESTED SOLDER PAD LAYOUT



*Pulse Test: Pulse Width 380µsec, Duty Cycle 2%

Notes: 1. High Temperature Solder Exemption Applied, see EU Directive Annex Notes 7.

MBRB20200CT

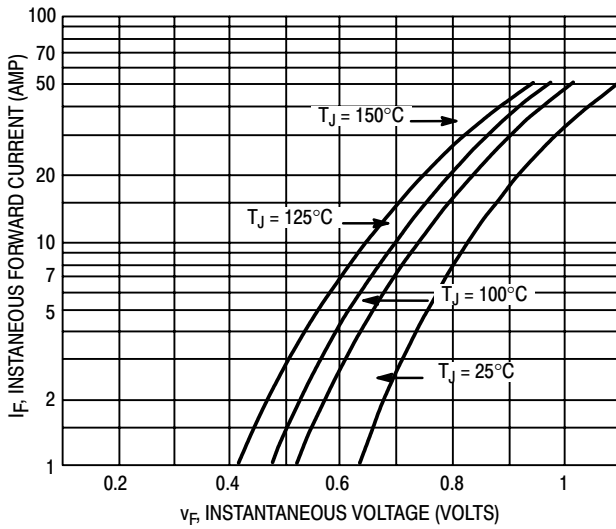


Figure 1. Typical Forward Voltage (Per Leg)

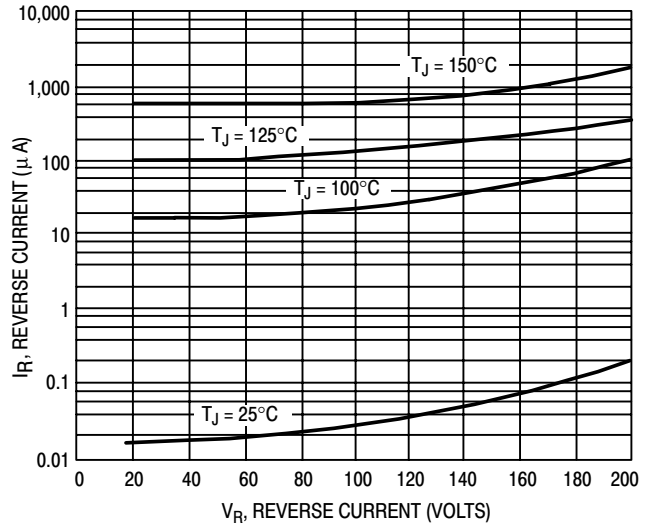


Figure 2. Typical Reverse Current (Per Leg)

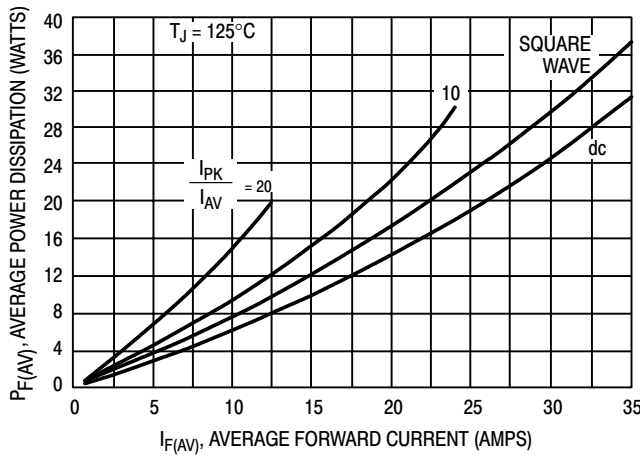


Figure 3. Forward Power Dissipation

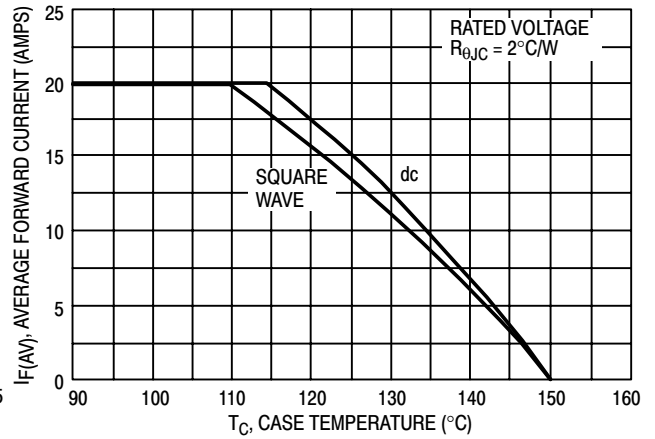


Figure 4. Current Derating, Case

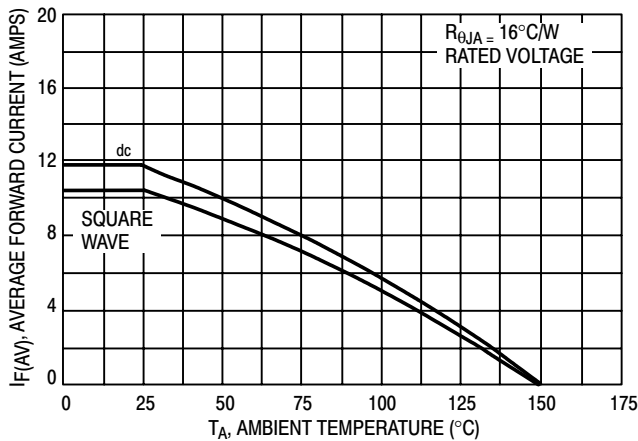


Figure 5. Current Derating, Ambient

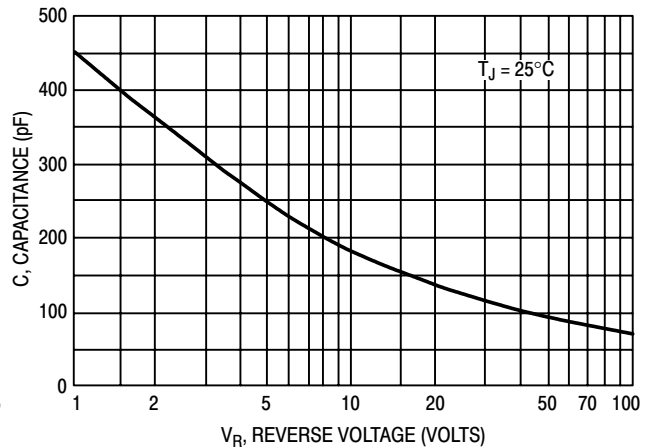


Figure 6. Typical Capacitance (Per Leg)



Ordering Information :

Device	Packing
Part Number-BP	Tube: 1Kpcs/Box

Note : Adding "-HF" suffix for halogen free, eg. Part Number-BP-HF

*****IMPORTANT NOTICE*****

Micro Commercial Components Corp. reserves the right to make changes without further notice to any product herein to make corrections, modifications , enhancements , improvements , or other changes . **Micro Commercial Components Corp .** does not assume any liability arising out of the application or use of any product described herein; neither does it convey any license under its patent rights ,nor the rights of others . The user of products in such applications shall assume all risks of such use and will agree to hold **Micro Commercial Components Corp .** and all the companies whose products are represented on our website, harmless against all damages.

*****LIFE SUPPORT*****

MCC's products are not authorized for use as critical components in life support devices or systems without the express written approval of Micro Commercial Components Corporation.

*****CUSTOMER AWARENESS*****

Counterfeiting of semiconductor parts is a growing problem in the industry. Micro Commercial Components (MCC) is taking strong measures to protect ourselves and our customers from the proliferation of counterfeit parts. MCC strongly encourages customers to purchase MCC parts either directly from MCC or from Authorized MCC Distributors who are listed by country on our web page cited below. Products customers buy either from MCC directly or from Authorized MCC Distributors are genuine parts, have full traceability, meet MCC's quality standards for handling and storage. **MCC will not provide any warranty coverage or other assistance for parts bought from Unauthorized Sources.** MCC is committed to combat this global problem and encourage our customers to do their part in stopping this practice by buying direct or from authorized distributors.

www.mccsemi.com