


Sockets & Accessories, KHA Relays

- Sockets for 2 - 4 pole relays with solder terminals
- Solder, PCB or screw terminal sockets
- Choice of grounding provision on sockets
- Hold down springs
- Plates and brackets permit various mounting options



Approvals

UL E22575 and E59244, CSA LR15734
Technical data of approved types on request

Technical Data

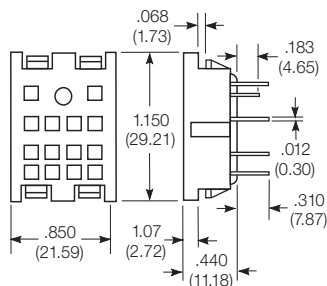
Socket contact material	Spring brass, tin plated
Socket body material	Nylon
27E006, 27E220, 27E023, 27E007 & 27E894	
27E166	Glass-filled polyester
Maximum current	5A

Ordering Code

Product Code	Poles	Terminal type	Grounding provision	Part number
27E006	4	solder terminals	yes	1419106-1
27E220	2	pcb terminals	no	1419106-7
27E023	4			1419106-3
27E007	4		yes	1419106-2

Dimensions

Sockets with PCB or solder terminals

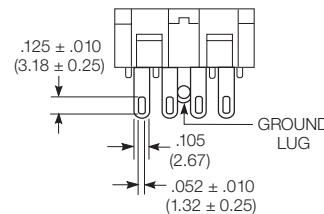


Recommended chassis cutout for solder terminal socket

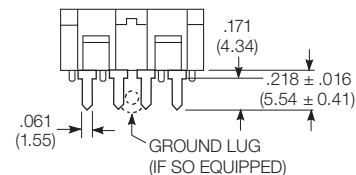


Dimensions (continued)

Socket with pierced solder terminals

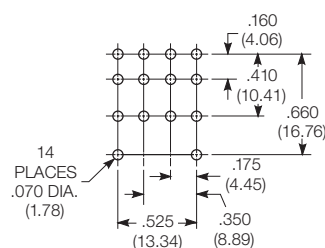


Socket with printed circuit terminals



Caution: Printed circuit sockets are manufactured with "floating" (Loose) terminals. This permits them to align with holes in the circuit board and with the relay terminals. During the mounting and soldering of the socket, vertical float should be eliminated and the terminals seated on the board. (This may be accomplished by inserting a dummy relay in the socket.) Failure to eliminate float may cause fracture of the solder joint or separation of the copper conductor from the printed circuit board when a relay is inserted in the socket after soldering.

PC board layout (bottom view) for PCB terminal socket



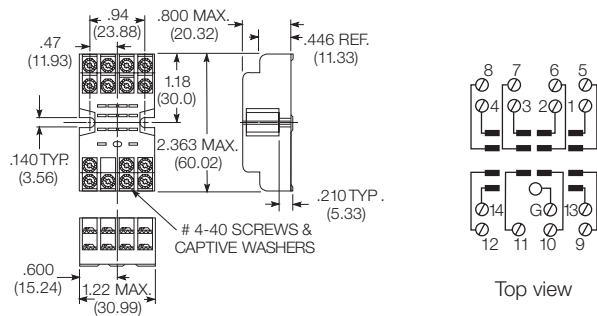
Sockets & Accessories, KHA Relays (Continued)

Ordering Code

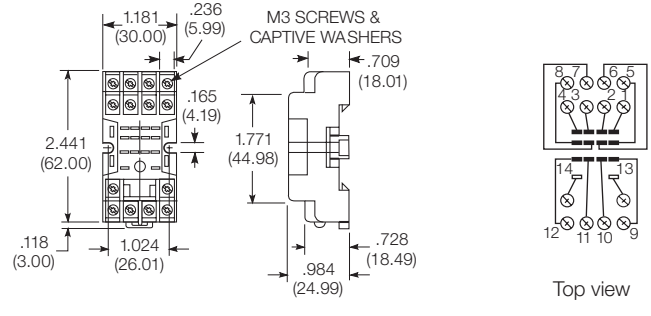
Product Code	Poles	Terminal type	Grounding provision	Part number
27E166	4	screw terminals	yes	1-1393143-9
27E894	4		no	2-1419106-6

Dimensions and terminal location

Screw terminal socket 27E166



Screw terminal, DIN rail, snap-mount socket 27E894



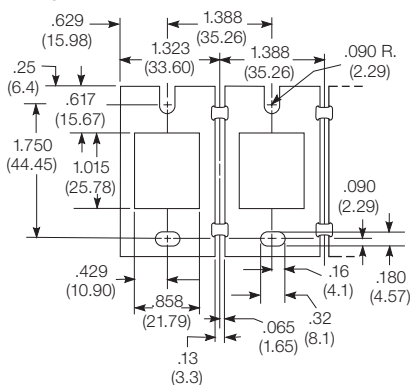
Ordering Code

Product Code	Description	Part number
20C217	Relay hold down spring	1419111-2
20C297	Relay hold down spring - use with 27E166	4-1393159-3
20C426	Relay hold down spring - use with 27E894	5-1393159-1
37D633	Mounting strip - accepts eight 27E006	1419111-7
24A110	Mounting track	1419111-6
24A071	Steel mounting clip with #6-32 screw - use with 27E166 on 24A110 track	1419111-5
24A072	Plastic twist mounting clip - use with 27E166 on 24A110 track	5-1393159-4
40G432	Plastic insulator - use with 24A071 to make end clip for 24A110 track	9-1393159-5

All accessories must be ordered separately.


Dimensions

37D633 mounting strip

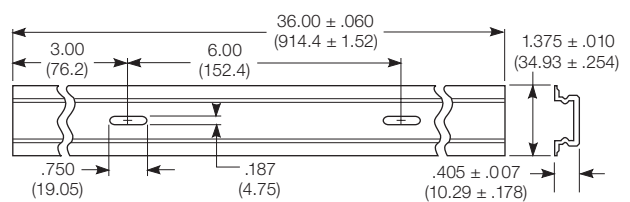


37D633 will mount eight solder terminal sockets in one length of aluminum strip measuring 10.97" x 2.25" x .062 (278.6 x 57.15 x 1.57)

20C217 hold down spring (shown with relay in 27E006 socket)

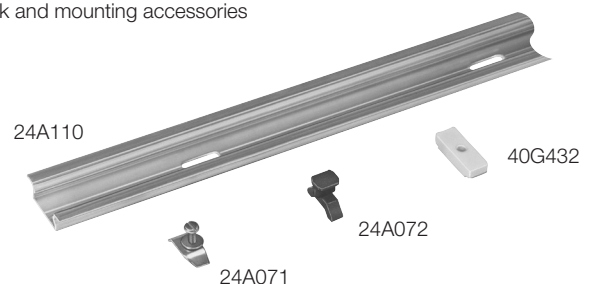


24A110 DIN rail style mounting track



24A110 mounting track is designed to accept snap-mount sockets, as well as other P&B screw terminal sockets. Track is made of lightweight, sturdy extruded aluminum and is shipped in three-foot (914cm) lengths with mounting holes on six-inch (152mm) centers. Track can be cut to shorter lengths or used end-to-end.

Track and mounting accessories



Mouser Electronics

Authorized Distributor

Click to View Pricing, Inventory, Delivery & Lifecycle Information:

[TE Connectivity:](#)

[20C297](#)