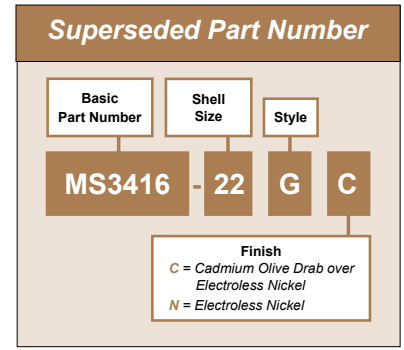
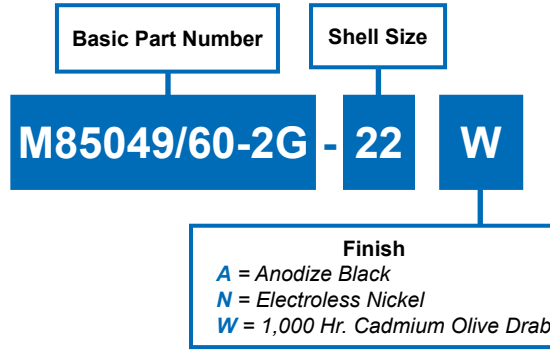


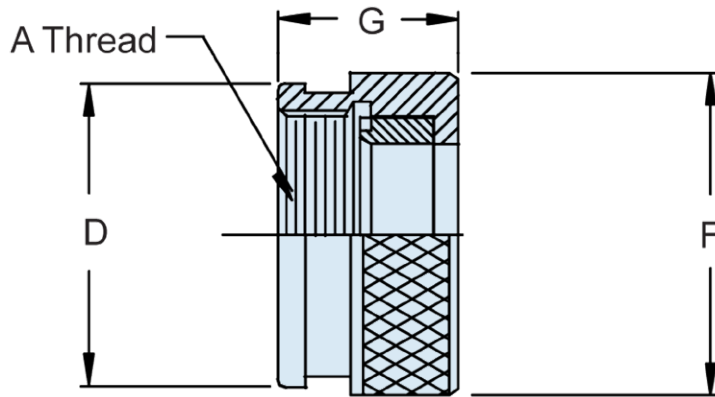
AS85049/60-2G and MS3416-G Straight Shrink Boot Adapter



CONNECTOR DESIGNATOR:	
A	AS50151 Series AS34001
	MIL-DTL-26482 Series II
	AS81703 Series III
	MIL-DTL-83723 Series I & III
	40M39569, DEF 5326-3
	EN 2997, EN 3646
	ESC 10, ESC 11, LN 29504
	NFC93422 Series HE302
	PAN 6432-1, PAN 6432-2
	PATT 602



- APPLICATION NOTES**
- For complete dimensions see the applicable Military Specification.
 - Metric dimensions (mm) are in parentheses.



Shell Size	A Thread Class 2B	D Dia +.000 (0.0) -.020 (0.5)	F Dia +.000 (0.0) -.045 (1.1)	G Max
3	.562 - 24 UNEF	.709 (18.0)	.750 (19.1)	.540 (13.7)
8	.500 - 20 UNF	.657 (16.7)	.688 (17.5)	.540 (13.7)
10	.625 - 24 UNEF	.774 (19.7)	.803 (20.4)	.540 (13.7)
12	.750 - 20 UNEF	.898 (22.8)	.938 (23.8)	.540 (13.7)
14	.875 - 20 UNEF	1.024 (26.0)	1.063 (27.0)	.540 (13.7)
16	1.000 - 20 UNEF	1.152 (29.3)	1.238 (31.4)	.540 (13.7)
18	1.062 - 18 UNEF	1.243 (31.6)	1.310 (33.3)	.540 (13.7)
20	1.188 - 18 UNEF	1.370 (34.8)	1.436 (36.5)	.540 (13.7)
22	1.313 - 18 UNEF	1.443 (36.7)	1.560 (39.6)	.540 (13.7)
24	1.438 - 18 UNEF	1.618 (41.1)	1.686 (42.8)	.540 (13.7)
28	1.750 - 18 UNS	1.969 (50.0)	2.062 (52.4)	.702 (17.8)
32	2.000 - 18 UNS	2.219 (56.4)	2.312 (58.7)	.702 (17.8)
36	2.250 - 16 UN	2.469 (62.7)	2.562 (65.1)	.702 (17.8)
40	2.500 - 16 UN	2.719 (69.1)	2.812 (71.4)	.702 (17.8)
44	2.750 - 16 UN	2.969 (75.4)	3.062 (77.8)	.702 (17.8)
48	3.000 - 16 UN	3.219 (81.8)	3.312 (84.1)	.702 (17.8)
61	1.500 - 18 UNEF	1.653 (42.0)	1.748 (44.4)	.540 (13.7)