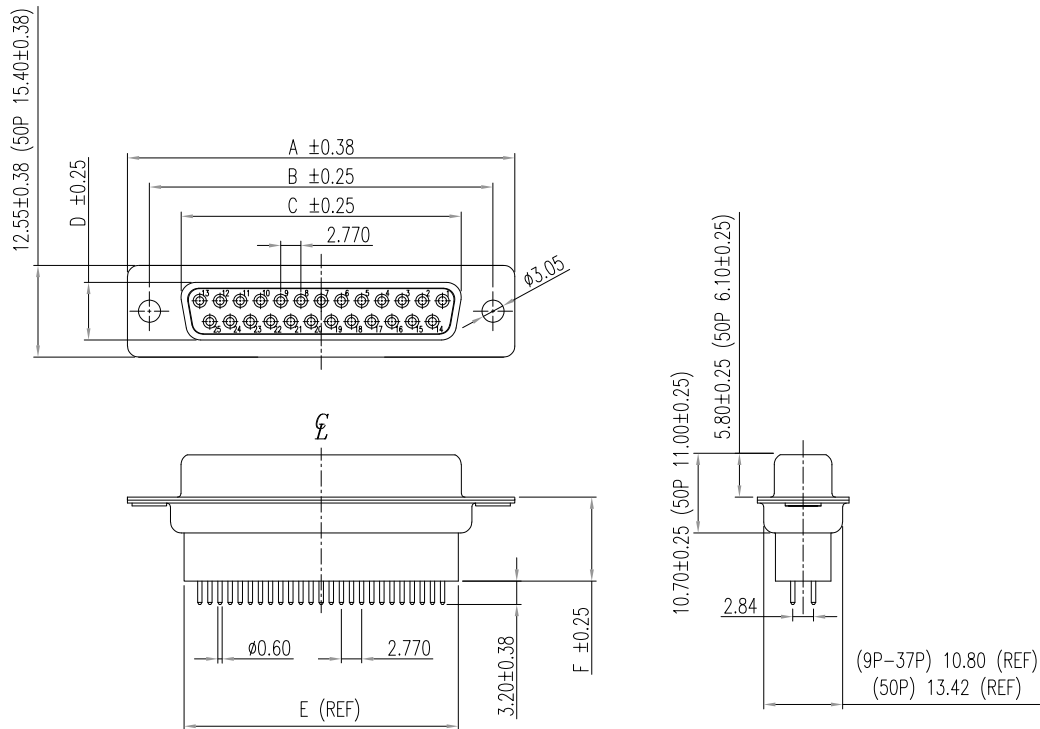


DESCRIPTION: FEMALE // DIP SOLDER // HIGH PROFILE



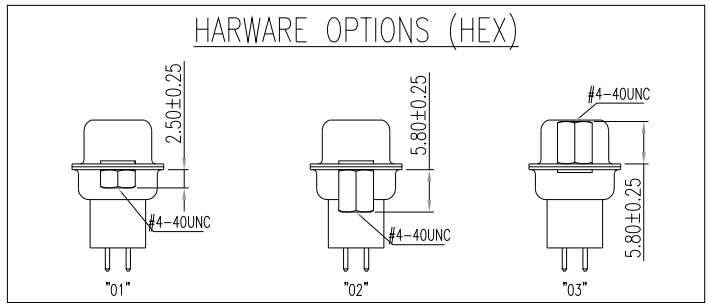
| DIMENSIONS (mm) | | | | | | |
|-----------------|-------|-------|-------|-------|--------|-------|
| POSITIONS | A | B | C | D | E(REF) | F |
| 9 | 30.81 | 24.99 | 16.33 | 7.90 | 15.45 | 11.45 |
| 15 | 39.19 | 33.32 | 24.66 | 7.90 | 24.50 | 11.45 |
| 25 | 53.04 | 47.04 | 38.38 | 7.90 | 37.83 | 11.45 |
| 37 | 69.32 | 63.50 | 54.84 | 7.90 | 54.45 | 11.45 |
| 50 | 67.00 | 61.10 | 52.20 | 10.90 | 51.85 | 11.40 |

MATERIAL:

- SHELL: STEEL, NICKEL PLATED
- INSULATOR: UL 94V-O RATED, PBT-BLACK
- PROCESS TEMP: 230°C
- CONTACTS: BRASS - GOLD PLATED
- HARDWARE: NICKEL PLATED BRASS

ELECTRICAL:

- CURRENT RATING: 5 AMPS
- CONTACT RESISTANCE: 10 mOhms Max.
- INSULATION RESISTANCE: 5,000 MOhms min.
- WORKING VOLTAGE: 250VAC RMS
- OPERATING TEMPERATURE: -55°C TO 100°C



172-YYY-28YLYY1

- SERIES _____
- POSITIONS _____
- 009 _____
- 015 _____
- 025 _____
- 037 _____
- 050 _____
- GENDER _____
- 2 = FEMALE _____
- TERMINATION _____
- 8 = HIGH PROFILE VERTICAL _____
- SHELL PLATING _____
- 3 = NICKEL (GROUND INDENTS) _____
- RoHS COMPLIANT _____
- HARDWARE OPTIONS _____
- 00 = NO HARDWARE _____
- 01 = 2.50mm CLINCH NUT (BOARD SIDE) _____
- 02 = 5.80mm CLINCH NUT (BOARD SIDE) _____
- 03 = 5.80mm CLINCH NUT (MATING SIDE) _____
- PLATING OPTIONS _____
- 1 = GOLD FLASH _____

RoHS COMPLIANT

UNITS = mm

DO NOT SCALE FROM DRAWING

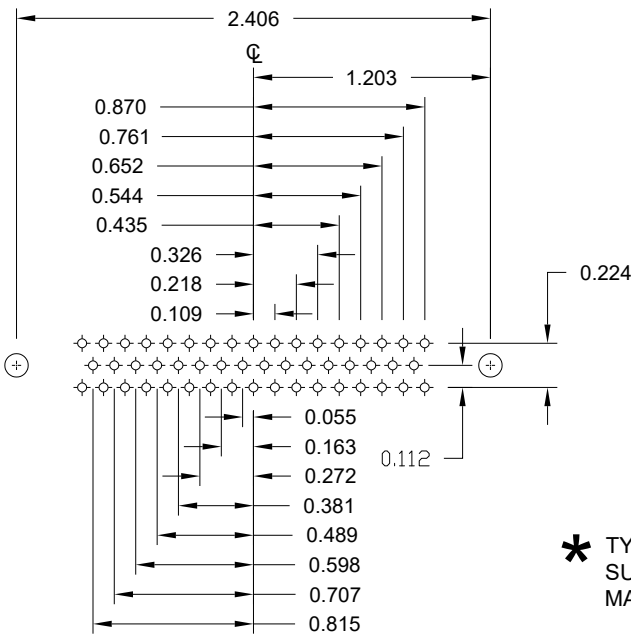
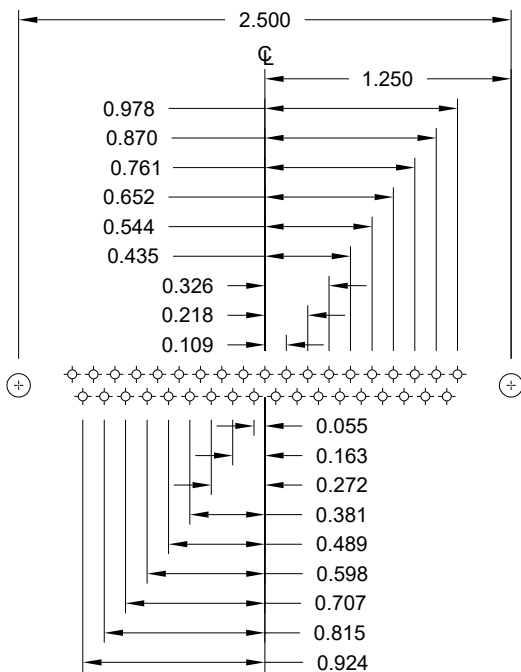
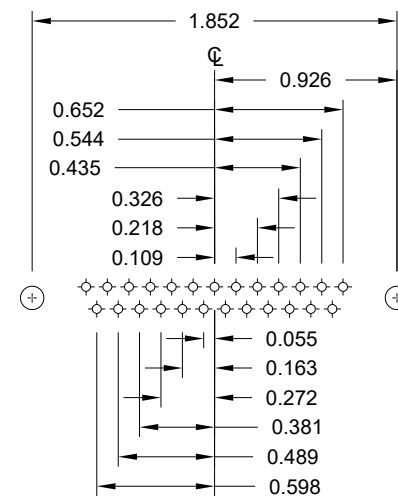
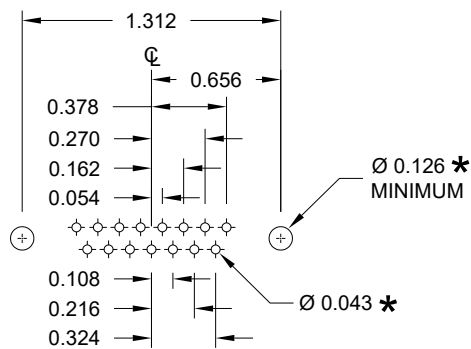
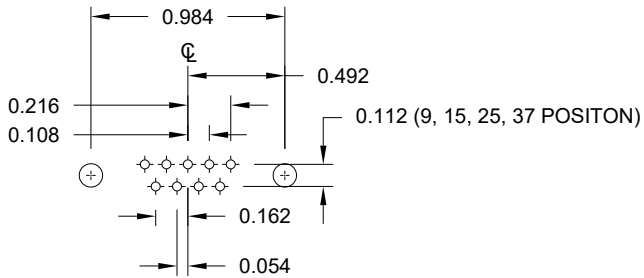


THESE DRAWINGS AND SPECIFICATIONS ARE THE PROPERTY OF NorComp AND SHALL NOT BE REPRODUCED, COPIED OR USED AS THE BASIS FOR THE MANUFACTURE OR SALE OF APPARATUS WITHOUT WRITTEN PERMISSION.

DRAWN: W. ROBBINS
DATE: 08/23/1998

NorComp

| | | |
|-------------------------|--------------|--------|
| SCALE: NTS | SHEET 1 OF 2 | REV 22 |
| DWG NO. 172-YYY-28YLYY1 | | |



HARDWARE MOUNTING HOLES
MAY NOT BE REQUIRED DEPENDING
ON MOUNTING METHOD TO PCB

* TYP.
SUGGESTED SIZE
MAY NOT BE SUITABLE FOR ALL APPLICATIONS

RoHS COMPLIANT

UNITS = inch

DO NOT SCALE FROM DRAWING



THESE DRAWINGS AND SPECIFICATIONS ARE THE PROPERTY OF NorComp AND SHALL NOT BE REPRODUCED, COPIED OR USED AS THE BASIS FOR THE MANUFACTURE OR SALE OF APPARATUS WITHOUT WRITTEN PERMISSION.

DRAWN:
W. ROBBINS

DATE:
08/23/1998

NorComp

SCALE:
NTS

SHEET OF
2 2

REV
22

DWG NO.

172-YYY-28YLYY1

Mouser Electronics

Authorized Distributor

Click to View Pricing, Inventory, Delivery & Lifecycle Information:

NorComp:

[172-009-283L001](#) [172-009-283L011](#) [172-009-283L021](#) [172-015-283L001](#) [172-015-283L011](#) [172-015-283L021](#)
[172-015-283L031](#) [172-025-283L001](#) [172-025-283L011](#) [172-025-283L021](#) [172-025-283L031](#) [172-037-283L001](#) [172-](#)
[037-283L011](#) [172-037-283L021](#) [172-037-283L031](#) [172-050-283L001](#) [172-050-283L011](#) [172-050-283L021](#) [172-050-](#)
[283L031](#) [172-009-283L031](#)