


- PCB Power module in 1" x 1" package
- No load input power <150 mW, to comply with ErP directive
- Operating temperature range -25°C to +70°C
- Certified to IEC/EN 60335-1 for household appliance
- EMI meets EN 55022, class B
- Protection class II prepared
- 3-year product warranty



The TMPS-03 series are ultra compact AC/DC power supplies in a fully encapsulated plastic casing for PCB mount. Their safety approvals and extended operating temp. range from -25°C to +70°C qualify them for worldwide markets. They are certified to IEC/EN 60335-1 for household appliance and offer an interesting solution for space critical applications in commercial, and industrial electronic equipment and if compliance to ErP directive is required.

Models					
Order Code	Output Power max.	Output Voltage nom.	Output Current max.	Output Current peak	Efficiency typ.
TMPS 03-103	3 W	3.3 VDC	900 mA	1'170 mA	70 %
TMPS 03-105		5 VDC	600 mA	780 mA	72 %
TMPS 03-109		9 VDC	333 mA	430 mA	77 %
TMPS 03-112		12 VDC	250 mA	320 mA	78 %
TMPS 03-115		15 VDC	200 mA	260 mA	78 %
TMPS 03-124		24 VDC	125 mA	160 mA	78 %

Input Specifications

Input Voltage	- AC Range	Operational Range: 85 - 264 VAC (Full Range) Rated Range: 100 - 240 VAC (Full Range)
	- DC Range	Operational Range: 120 - 370 VDC (Designed for, no certification) Polarity: irrelevant
Input Frequency		Operational Range: 47 - 63 Hz Certified: 50/60 Hz
Power Consumption	- No load & Vin = 230 VAC	450 mW max.
	- No load & Vin = 115 VAC	150 mW max.
Input Inrush Current	- At 230 VAC	25 A max.
	- At 115 VAC	15 A max.
Input Protection		T 1.0 A / 250 V
Recommended Input Fuse		(The need of an external fuse has to be assessed in the final application.)

Output Specifications

Voltage Set Accuracy		±2% max.
Regulation	- Input Variation (Vmin - Vmax)	1% max.
	- Load Variation (0 - 100%)	1% max.
Boost Power		Output Current peak: See model table Peak power time: 30 s max. Peak power duty cycle: 10% max. Average operation power: 3 W max.
Ripple and Noise (20 MHz Bandwidth)		70 mVp-p max.
Capacitive Load	3.3 VDC model:	1'200 µF max.
	5 VDC model:	820 µF max.
	9 VDC model:	470 µF max.
	12 VDC model:	330 µF max.
	15 VDC model:	270 µF max.
	24 VDC model:	180 µF max.
Minimum Load		Not required
Temperature Coefficient		±0.05 %/K max.
Hold-up Time	- At 230 VAC	40 ms min.
	- At 115 VAC	8 ms min.
Start-up Time	- At 230 VAC	200 ms max.
	- At 115 VAC	200 ms max.
Start-up Overshoot Voltage		5% max.
Short Circuit Protection		Continuous, Automatic recovery
Overload Protection		Foldback Mode
Output Current Limitation		135% min. of Iout max.
		150% typ. of Iout max.
Overvoltage Protection		125% typ. of Vout nom.
		190% max. of Vout nom. (By Zener diode)

All specifications valid at nominal voltage, resistive full load and +25°C after warm-up time, unless otherwise stated.

Safety Specifications

Safety Standards	- IT / Multimedia Equipment	CSA-C22.2, No. 60950-1 EN 60950-1 EN 62368-1 IEC 60950-1 UL 60950-1 UL 62368-1
	- Household	EN 60335-1 IEC 60335-1
	- Certification Documents	www.tracopower.com/overview/tmps03
Protection Class		Class I & II (Prepared); Reinforced Insulation
Pollution Degree		PD 2
Over Voltage Category		OVC II

EMC Specifications

EMI Emissions	- Conducted Emissions	EN 61204-3 (Low Voltage Power Supplies) EN 55014-1 (internal filter) EN 55032 class B (internal filter) FCC Part 15 class B (internal filter)
	- Radiated Emissions	EN 55014-1 (internal filter) EN 55032 class B (internal filter) FCC Part 15 class B (internal filter)
	- Harmonic Current Emissions	EN 61000-3-2
	- Voltage Fluctuations & Flicker	EN 61000-3-3
EMS Immunity	- Electrostatic Discharge	EN 55024 (IT Equipment) EN 55014-2 (Household Appliances Tools) EN 61204-3 (Low Voltage Power Supplies) Air: EN 61000-4-2, ± 8 kV, perf. criteria A Contact: EN 61000-4-2, ± 4 kV, perf. criteria A EN 61000-4-3, 10 V/m, perf. criteria A EN 61000-4-4, ± 2 kV, perf. criteria A L to L: EN 61000-4-5, ± 1 kV, perf. criteria A EN 61000-4-6, 10 Vrms, perf. criteria A
	- RF Electromagnetic Field	Continuous: EN 61000-4-8, 30 A/m, perf. criteria A
	- EFT (Burst) / Surge	230 VAC / 50 Hz: EN 61000-4-11 30%, 25 periods, perf. criteria A >95%, 0.5 periods, perf. criteria A >95%, 250 periods, perf. criteria B
	- Conducted RF Disturbances	
	- PF Magnetic Field	
	- Voltage Dips & Interruptions	

General Specifications

Relative Humidity		95% max. (non condensing)
Temperature Ranges	- Operating Temperature	-25°C to +70°C
	- Approved Ambient Temp.	+60°C max.
	- Storage Temperature	-40°C to +85°C
Power Derating	- High Temperature	5 %/K above 60°C
Cooling System		Natural convection (20 LFM)
Altitude During Operation		5'000 m max.
Switching Frequency		49 - 81 kHz (PWM) 65 kHz typ. (PWM)
Insulation System		Reinforced Insulation
Working Voltage (rated)		245 VAC
Isolation Test Voltage	- Input to Output, 60 s	3'000 VAC
Isolation Resistance	- Input to Output, 500 VDC	100 M Ω min.
Reliability	- Calculated MTBF	1'200'000 h (MIL-HDBK-217F, ground benign)
Washing Process		Not allowed
Housing Material		Plastic resin (UL 94 V-0 rated)

All specifications valid at nominal voltage, resistive full load and +25°C after warm-up time, unless otherwise stated.

Potting Material	Silicone (UL 94 V-0 rated)
Pin Material	Copper Alloy (C6801)
Pin Foundation Plating	Nickel (2 - 4 µm)
Pin Surface Plating	Tin (3 - 5 µm), matte
Housing Type	Plastic Case
Mounting Type	PCB Mount
Connection Type	THD (Through-Hole Device)
Weight	17.4 g
Environmental Compliance	www.tracopower.com/info/reach-declaration.pdf REACH SVHC list compliant REACH Annex XVII compliant www.tracopower.com/info/rohs-declaration.pdf Exemptions: 7a (RoHS exemptions refer to the component concentration only, not to the overall concentration in the product (O5A rule). The SCIP number is provided on request.)

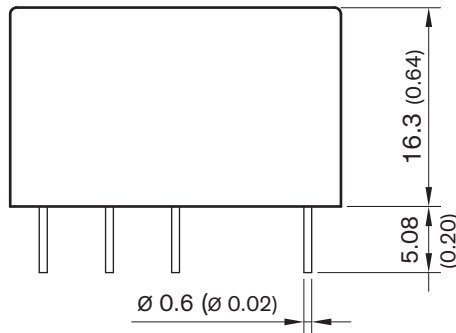
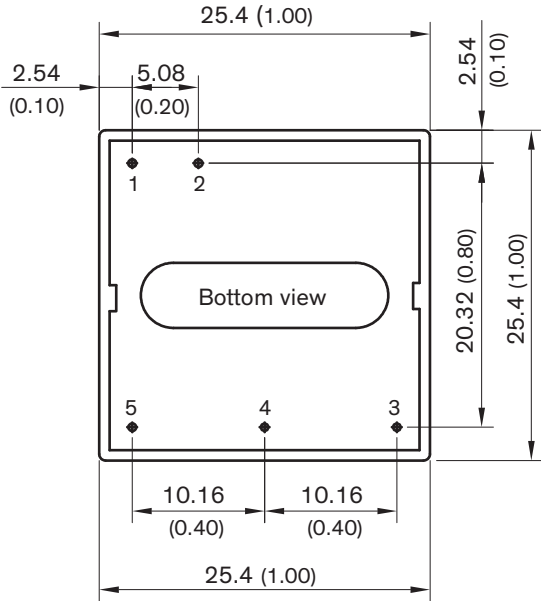
Supporting Documents

Overview Link (for additional Documents)

www.tracopower.com/overview/tmps03

All specifications valid at nominal voltage, resistive full load and +25°C after warm-up time, unless otherwise stated.

Outline Dimensions



Dimensions in mm (inch)
 Outside dimension tolerance: ± 0.5 (± 0.02)
 Pin pitch tolerance: ± 0.25 (± 0.01)
 Pin diameter: $\varnothing 0.6 \pm 0.1$ (± 0.004)

Pin Connections	
Pin	Function
1	AC (N)
2	AC (L)
3	NC
4	-Vout
5	+Vout

NC: Not connected

Mouser Electronics

Authorized Distributor

Click to View Pricing, Inventory, Delivery & Lifecycle Information:

[TRACO Power:](#)

[TMPS 03-124](#) [TMPS 03-115](#) [TMPS 03-103](#) [TMPS 03-109](#) [TMPS 03-112](#) [TMPS 03-105](#)