

DM Series Miniature 2 Pole Power Rocker Switches



Features/Benefits

- 3 AMPS to 10 AMPS
- Quick connect terminals
- Double pole in miniature size
- Recessed bracket available—prevents accidental actuation
- RoHS compliant

Typical Applications

- Computers
- Appliances
- Electric tools

UL 61058-1



Specifications

CONTACT RATING:

DM21, DM22:

GP (general purpose)

3 AMPS 125 VAC 50/60 Hz T85 10,000 cycles

2 AMPS 250 VAC 50/60 Hz T85 10,000 cycles

R (resistive)

3 AMPS 30 VDC T85 10,000 cycles

DM61, DM62:

GP (general purpose)

10 AMPS 125 VAC 50/60 Hz T85 10,000 cycles

5 AMPS 250 VAC 50/60 Hz T85 10,000 cycles

R (resistive)

10 AMPS 30 VDC T85 10,000 cycles

ELECTRICAL LIFE: 10,000 make-and-break cycles at full load.

INSULATION RESISTANCE: $10^9 \Omega$ min.

DIELECTRIC STRENGTH: 1,000 Vrms min. @ sea level.

OPERATING TEMPERATURE: -20°C to +65°C

Materials

HOUSING & ACTUATOR: 6/6 nylon (UL94V-2), black.

MOVABLE CONTACTS: DM2X Models: Copper, silver plated.
DM6X Models: Coin silver, silver plated.

STATIONARY CONTACTS & TERMINALS: Copper or brass, silver plated.

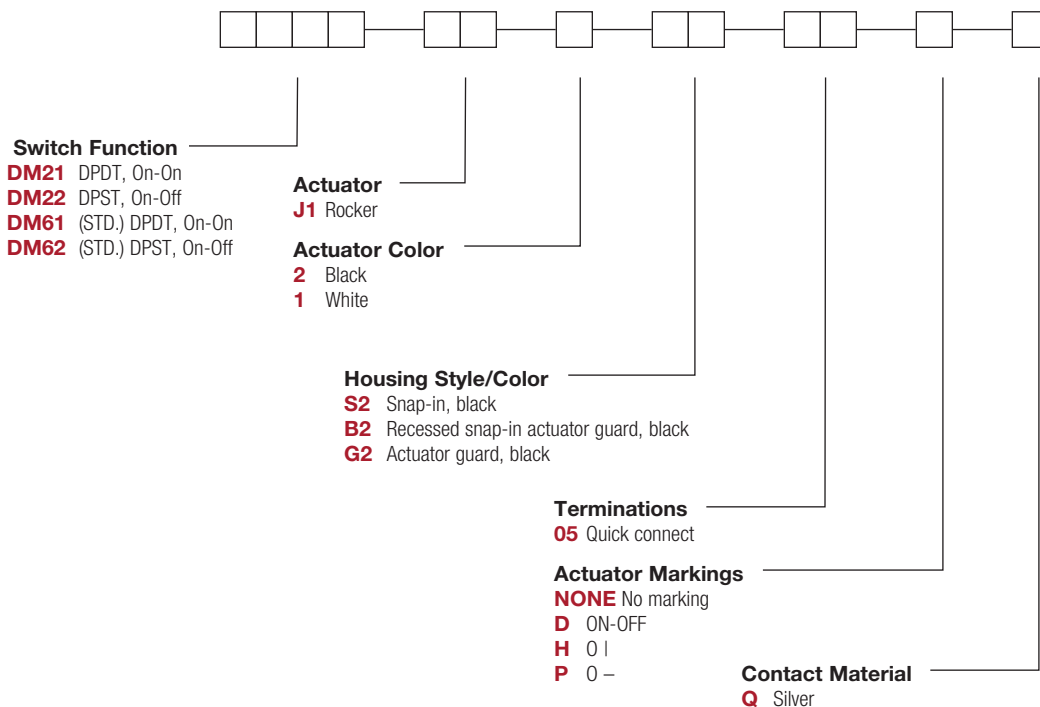
CONTACT SPRING: Music wire or stainless steel.

NOTE: Any models supplied with Q contact material are RoHS compliant.

NOTE: Specifications and materials listed above are for standard switches. For information on specific and custom switches, consult Customer Service Center.

Build-A-Switch

To order, simply select desired option from each category and place in the appropriate box. Available options are shown and described on pages G-66 and G-68. For additional options not shown in catalog, consult Customer Service Center.



DM Series Miniature 2 Pole Power Rocker Switches

SWITCH FUNCTION



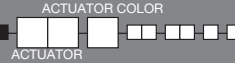
NO. POLES	MODEL NO.	AMP RATING*	SWITCH FUNCTION		CONNECTED TERMINALS		SCHEMATIC	
			POS. 1	POS. 2	POS. 1	POS. 2		
DP	DM22	3	ON	OFF	1-1A, 2-2A	OPEN		
	DM62	10						
	DM21	DM61	3	ON	ON	1-1A, 2-2A	1-1B, 2-2B	
			10					
<p>DPDT</p> <p>PART NUMBER SHOWN: DM21J1XS205Q</p> <p>NOTES 1. ACTUATOR SHOWN IN POSITION 1-'ON' POSITION</p>								

RATINGS: See page G-65 for complete ratings.

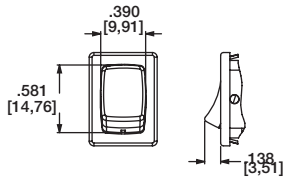


UL 61058-1 tested to 30C temperature rise @ 6,000 cycles.

ACTUATOR



J1 ROCKER



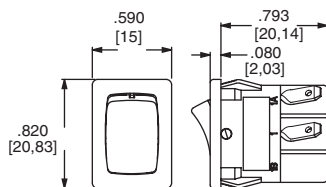
OPTION CODE	ACTUATOR COLOR
2	BLACK
1	WHITE

NOTE: Actuator finish: matte. Other colors available, consult Customer Service Center.

HOUSING STYLE/COLOR

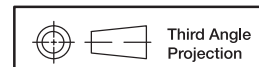
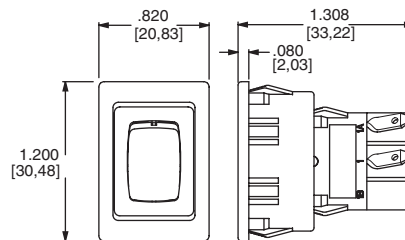


S2 SNAP-IN, BLACK



NOTE: Housing finish: matte. Other colors available, consult Customer Service Center.

B2 RECESSED SNAP-IN ACTUATOR GUARD, BLACK



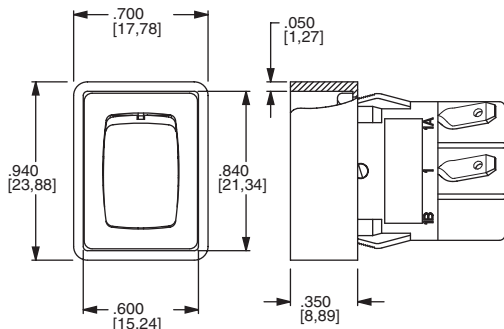
Dimensions are shown: Inches (mm)
Specifications and dimensions subject to change



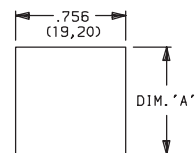
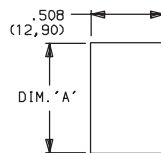
DM Series Miniature 2 Pole Power Rocker Switches

HOUSING STYLE/COLOR

G2 ACTUATOR GUARD, BLACK



PANEL MOUNTING



'S2' & 'G2' housing styles

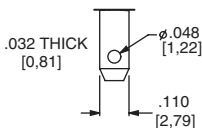
'B2' housing style

NOTE: Blank insert available for SP models only, see page H-76.

PANEL THICKNESS	DIM 'A' 'S2' & 'G2' HOUSING STYLES	DIM 'A' 'G2' OPTION SP MODELS ONLY	DIM 'A' 'B2' HOUSING STYLES
.030-.049 (0,76) (1,24)	.756 (19,20)	0.764 (19,41)	1.068 (27,13)
.049-.079 (1,24) (2,01)	.764 (19,41)	0.780 (19,81)	1.076 (27,33)
.079-.118 (2,01) (3,00)	.780 (19,81)	n/a	1.092 (27,74)

TERMINATIONS

05 QUICK CONNECT



ACTUATOR MARKINGS

NONE NO MARKING



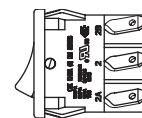
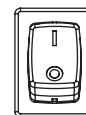
D ON-OFF



H O I



P O -



NOTE: Orientation of actuator markings and terminals.

'D' & 'P' marking options: marking color white, standard for all actuator colors except white actuators. Black marking color standard for white actuators. Consult Customer Service Center for other available marking colors.

CONTACT MATERIAL

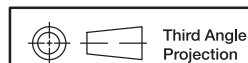
OPTION CODE	CONTACT AND TERMINAL MATERIAL	RATINGS		
Q	SILVER 1,2	DM21, DM22:	GP (general purpose)	3 AMPS 125 VAC 50/60 Hz T85 10,000 cycles
			R (resistive)	2 AMPS 250 VAC 50/60 Hz T85 10,000 cycles
			R (resistive)	3 AMPS 30 VDC T85 10,000 cycles
		DM61, DM62:	GP (general purpose)	10 AMPS 125 VAC 50/60 Hz T85 10,000 cycles
		R (resistive)	5 AMPS 250 VAC 50/60 Hz T85 10,000 cycles	
		R (resistive)	10 AMPS 30 VDC T85 10,000 cycles	

* Note: See Technical Data section of this catalog for RoHS compliant and compatible definitions and specifications.

1 MOVABLE CONTACT: DM2X Models: Copper, silver plated.
DM6X Models: Coin silver, silver plated.

2 STATIONARY CONTACTS & TERMINALS: Copper or brass, silver plated.

NOTE: Any models supplied with Q contact material are RoHS compliant.



Dimensions are shown: Inches (mm)
Specifications and dimensions subject to change

Rocker

G

C&K

2 aug 16

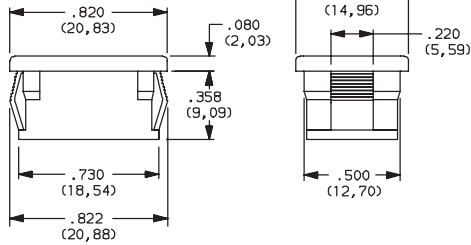
G-68

www.ckswitches.com

DM Series Miniature 2 Pole Power Rocker Switches

AVAILABLE HARDWARE

Insert



PART NO.
057190200

Material: Nylon 6/6
Finish: Matte

Recessed Actuator Guard



PART NO.
599D02000

Material: 6/6 Nylon
Finish: Matte

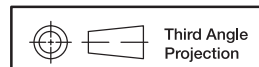
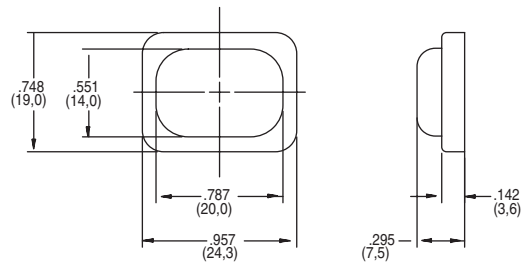
Actuator Guard



PART NO.
104C22000

Material: PBT thermoplastic
Finish: Matte

PART NO.
216C00000 IP65 SPLASH PROOF RUBBER BOOT



Dimensions are shown: Inches (mm)
Specifications and dimensions subject to change

