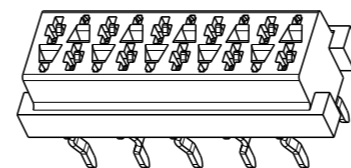
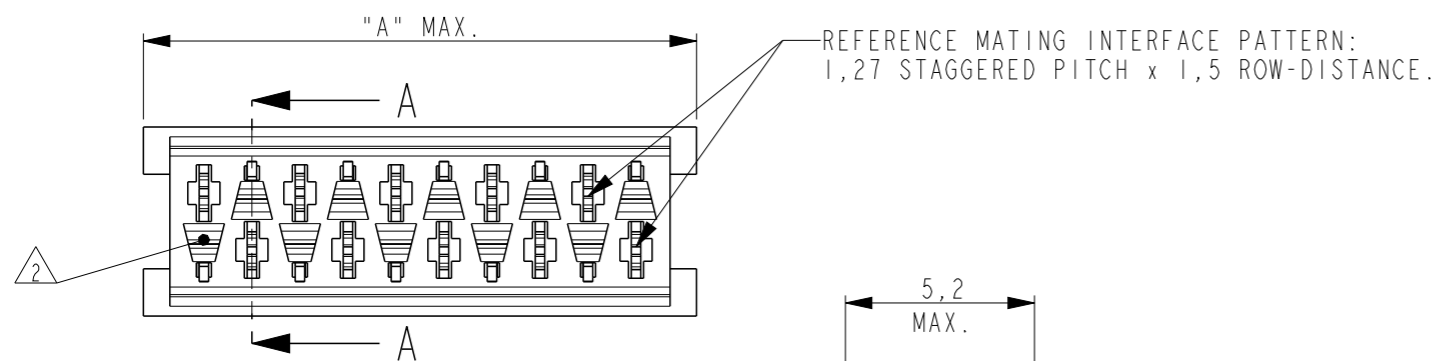


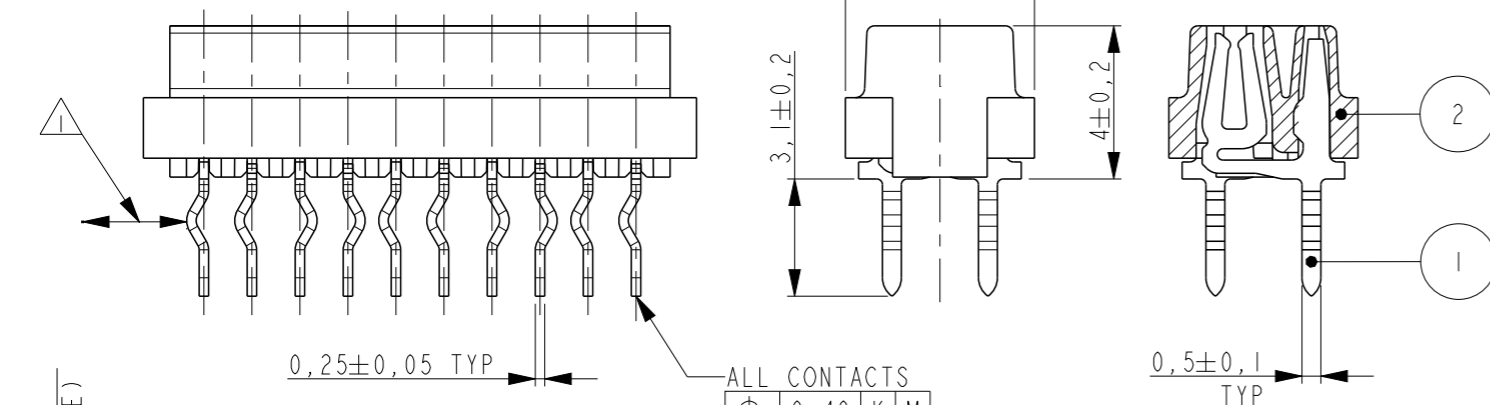
THIS DRAWING IS UNPUBLISHED. RELEASED FOR PUBLICATION
COPYRIGHT - BY - ALL RIGHTS RESERVED.

REVISIONS

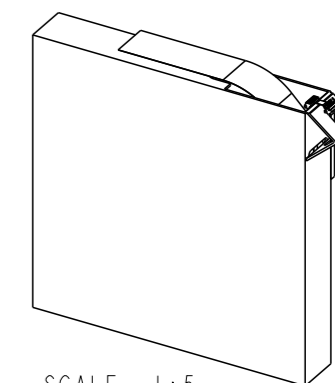
P	LTR	DESCRIPTION	DATE	DWN	APVD
	Y1	ADHESIVE TAPE WIDTH DIMENSION REMOVED	04FEB2016	SS	PS



SCALE 3:1

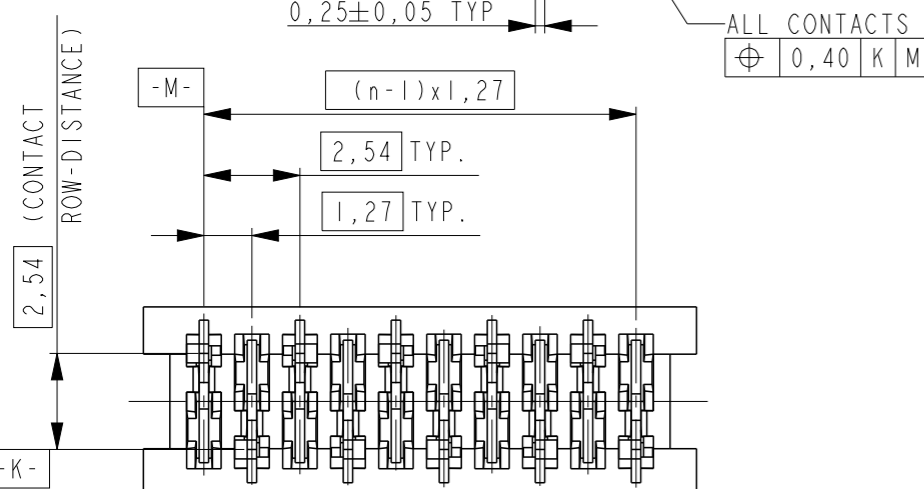


PARTNUMBER BOX PACKAGING	PARTNUMBER REEL PACKAGING	NR OF POS "n"	DIMENSION "A" MAX
7-215079-4	215079-4	4	7,1
7-215079-6	215079-6	6	9,7
7-215079-8	215079-8	8	12,2
8-215079-0	1-215079-0	10	14,7
8-215079-2	1-215079-2	12	17,3
8-215079-4	1-215079-4	14	19,8
8-215079-6	1-215079-6	16	22,4
8-215079-8	1-215079-8	18	24,9
9-215079-0	2-215079-0	20	27,4

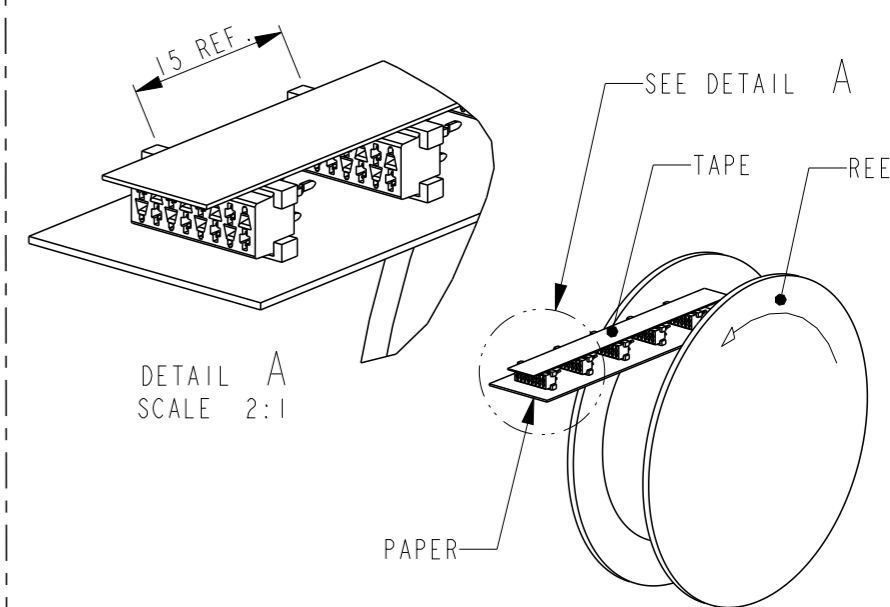


SCALE 1:5

BOX PACKAGING
250 CONNECTORS PER BOX
FOR ALL PARTNUMBERS



SECTION A-A



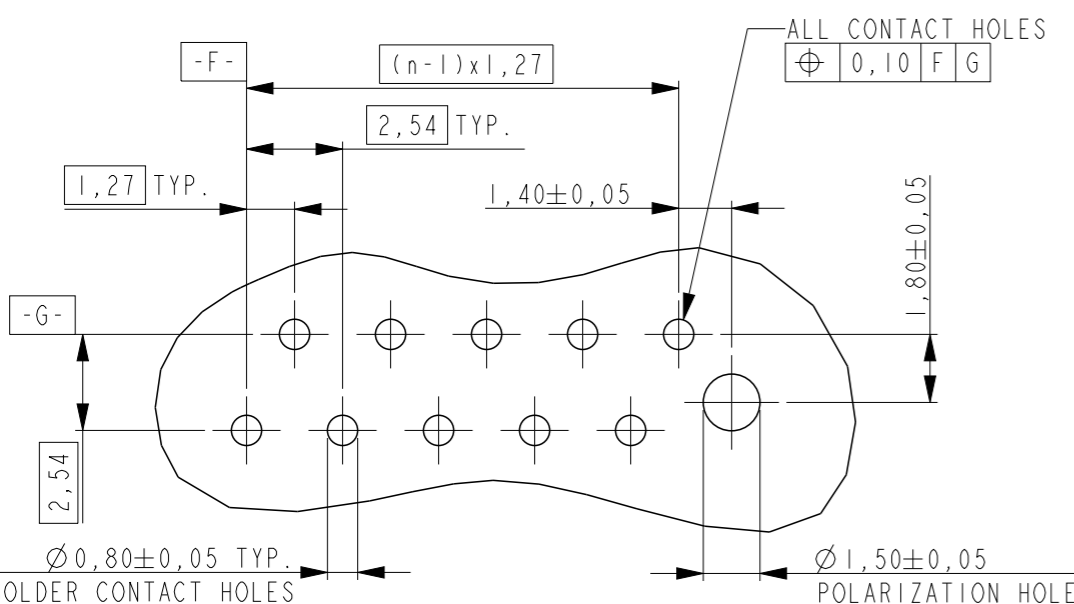
DETAIL A
SCALE 2:1

REEL PACKAGING
DEREELING DIRECTION AND CONNECTOR POSITION
2500 CONNECTORS PER REEL FOR ALL PARTNUMBERS

NOTES:

- 1 IN EACH ROW, DIRECTION OF KINKS STARTS RANDOM. IN EACH ROW, SEQUENTIAL CONTACTS HAVE OPPOSITE KINK DIRECTIONS.
- 2 CORING-OUTS FOR MANUFACTURING PURPOSE ONLY. SHAPE MAY VARY, BUT IS NOT FUNCTIONAL FOR THE APPLICATION.
- 3 SHOWN IS A 10 POSITION CONNECTOR.

PC-BOARD HOLE LAYOUT
(COMPONENT SIDE OF BOARD SHOWN)



ITEM NO.	COMPONENT DESCRIPTION	MATERIAL	FINISH / COLOR
2	FEMALE HOUSING	G.F. POLYESTER PBT	RED
1	FEMALE CONTACT	PHOSPHOR BRONZE	TIN OVER NICKEL

THIS DRAWING IS A CONTROLLED DOCUMENT.		DWN M. GOSSELINK
DIMENSIONS: mm		CHK -
TOLERANCES UNLESS OTHERWISE SPECIFIED:		APVD -
0 PLC	±-	PRODUCT SPEC 108-19052
1 PLC	±-	APPLICATION SPEC -
2 PLC	±-	WEIGHT -
3 PLC	±-	CUSTOMER DRAWING
4 PLC	±-	
ANGLES	±-	
MATERIAL SEE TABLE	FINISH SEE TABLE	



CONNECTOR,
FEMALE-ON-BOARD TOP-ENTRY,
THRU-HOLE, Micro-MatCh

SIZE A3	CAGE CODE -	DRAWING NO. C-215079	RESTRICTED TO -
SCALE 5:1		SHEET 1 OF 1	REV Y1

Mouser Electronics

Authorized Distributor

Click to View Pricing, Inventory, Delivery & Lifecycle Information:

[TE Connectivity:](#)

[1-215079-6](#)