

TECHNICAL FILE


BASIN TOOLS

The wide range of EGA Master basin tools is specially designed and conceived for the most exigent professionals due to their variety and quality.



It is composed by: Radiator spud wrench, syphon plier, valve reseaters, basin wrenches and plumbers basin level.



RADIATOR SPUD WRENCH





KIT		
COD	CAP	gr.
61167	3/8-1/2-3/4-1"	490

61168	
61169	

SYPHON PLIER



COD			gr.
62136	62	10"	305

VALVE RESEATER



COD		gr. 
68059	10-12-13-14-15-16	380





COD		gr. 
68058	10-12-13-14-15-16	405



BASIN WRENCHES





STANDARD



COD			gr.
61008	10 ÷ 32	288	490







TELESCOPIC

COD			gr.
61009	10 ÷ 32	460	700






COD			gr.
61000	15 ÷ 32	240	495



COD			
61325	1" ÷ 1.1/4"	240	305

PLUMBERS BASIN LEVEL



COD			mm/m	CAP	
65780	90 ÷ 220	300	0.5	1/2"	400

