


# Power Line Inductor

AIRD-06



RoHS  
Compliant



21.0 x φ21.0 mm

## FEATURES:

- Ferrite core with UL tube
- Wire wound construction
- High current, low DCR

## APPLICATIONS:

- Electronic Appliance
- Power Supplies
- TRIAC/SCR Control Circuits

## STANDARD SPECIFICATIONS

Operating Temperature: -25°C~ +85°C

Storage Temperature: -25°C~ +125°C

Part Number	Inductance	Tolerance	Q min	DCR (Max)	Saturation Current (Max)	Temperature Rise Current (Max)	Inductance Code
Units	μH	%		Ω	A	A	
Symbol	L	K, M		DCR	Isat	Irms	
AIRD-06-1R0	1.0	M	15	0.003	108	11.4	1R0M
AIRD-06-1R2	1.2	M	15	0.003	108	11.4	1R0M
AIRD-06-1R5	1.5	M	15	0.003	83	11.4	1R5M
AIRD-06-1R8	1.8	M	15	0.003	68	11.4	1R8M
AIRD-06-2R2	2.2	M	15	0.004	68	11.4	2R2M
AIRD-06-2R7	2.7	M	15	0.005	58	11.4	2R7M
AIRD-06-3R3	3.3	M	15	0.005	58	11.4	3R3M
AIRD-06-3R9	3.9	M	15	0.005	50	11.4	3R9M
AIRD-06-4R7	4.7	M	15	0.005	50	11.4	4R7M
AIRD-06-5R6	5.6	M	15	0.006	44	11.4	5R6M
AIRD-06-6R8	6.8	M	15	0.007	39	11.4	6R8M
AIRD-06-8R2	8.2	M	15	0.007	36	11.4	8R2M
AIRD-06-100	10	K	15	0.009	30	11.4	100K
AIRD-06-120	12	K	15	0.009	27	11.4	120K
AIRD-06-150	15	K	15	0.013	25	9.0	150K
AIRD-06-180	18	K	15	0.018	22	7.2	180K
AIRD-06-220	22	K	15	0.019	21	7.2	220K
AIRD-06-270	27	K	15	0.026	20.5	5.5	270K
AIRD-06-330	33	K	15	0.029	18.6	5.5	330K
AIRD-06-390	39	K	15	0.030	17.0	5.5	390K
AIRD-06-470	47	K	15	0.035	15.1	5.5	470K
AIRD-06-560	56	K	15	0.039	13.6	5.5	560K
AIRD-06-680	68	K	15	0.053	12.7	4.8	680K
AIRD-06-820	82	K	15	0.060	11.3	4.8	820K
AIRD-06-101	100	K	15	0.080	10.4	4.0	101K
AIRD-06-121	120	K	15	0.090	9.4	4.0	121K
AIRD-06-151	150	K	15	0.098	8.6	4.0	151K
AIRD-06-181	180	K	15	0.110	7.8	4.0	181K
AIRD-06-221	220	K	15	0.150	7.0	2.8	221K
AIRD-06-271	270	K	15	0.213	6.3	2.0	271K
AIRD-06-331	330	K	15	0.305	5.2	1.6	331K
AIRD-06-391	390	K	15	0.320	4.9	1.6	391K
AIRD-06-471	470	K	15	0.355	4.5	1.6	471K
AIRD-06-561	560	K	15	0.388	4.1	1.6	561K
AIRD-06-681	680	K	15	0.430	3.7	1.6	681K
AIRD-06-821	820	K	15	0.590	3.4	1.3	821K
AIRD-06-102	1000	K	15	0.818	3.1	1.0	102K
AIRD-06-122	1200	K	15	1.140	2.7	0.8	122K
AIRD-06-152	1500	K	15	1.260	2.4	0.8	152K
AIRD-06-182	1800	K	15	1.390	2.2	0.8	182K
AIRD-06-222	2200	K	15	1.540	2.0	0.8	222K

### Test Conditions and equipments

L test frequency: 1kHz, 0.1Vrms

Q test frequency: 50kHz, 0.1Vrms

DCR: QuadTech Milliohmmeter

Isat: 10% inductance drops from initial value

1501 Hidden Creek Lane Spicewood TX 78751

Phone: 949-546-8000 | Fax: 949-546-8001

For terms and conditions of sales visit:

www.abracon.com

REVISED: 09/24/2018

ABRACON IS  
ISO9001-2015  
CERTIFIED

# Power Line Inductor

AIRD-06



RoHS  
Compliant



21.0 x φ21.0 mm

## PART NUMBER IDENTIFICATION

AIRD-06-

### Inductance Code

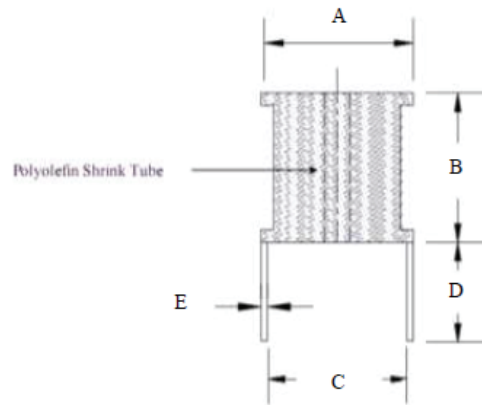
Please refer to the  
Electrical Spec Table

### Tolerance

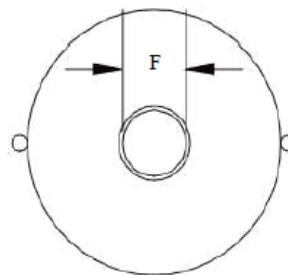
M: ±20%\*  
K: ±10%\*

\*1.0 ~ 8.2μH: M only  
10 ~ 2,200μH: K only

## OUTLINE DIMENSION:



Part Numbers	A	B	C	D	E	F
AIRD-06-1R0 → AIRD-06-220	21.0 Max	21.0 Max	19.0±0.5	12.5±0.5	1.8 Max	4.0±0.2
AIRD-06-270 → AIRD-06-220					1.039 Max	



Dimension: inch (mm)

**ATTENTION:** Abracon LLC's products are COTS – Commercial-Off-The-Shelf products; suitable for Commercial, Industrial and, where designated, Automotive Applications. Abracon's products are not specifically designed for Military, Aviation, Aerospace, Life-dependant Medical applications or any application requiring high reliability where component failure could result in loss of life and/or property. For applications requiring high reliability and/or presenting an extreme operating environment, written consent and authorization from Abracon LLC is required. Please contact Abracon LLC for more information.