


## Direct connector - SDC 2,5/ 7-PV-5,0-ZB - 1864082

Please be informed that the data shown in this PDF Document is generated from our Online Catalog. Please find the complete data in the user's documentation. Our General Terms of Use for Downloads are valid (<http://phoenixcontact.com/download>)

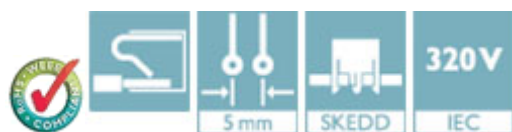


Plug component, Nominal current: 12 A, Rated voltage (III/2): 320 V, Number of positions: 7, Pitch: 5 mm, Connection method: Push-in spring connection, Color: green, Contact surface: Tin, Mounting: SKEDD - Direct plug-in technology


The figure shows a 10-position version

### Why buy this product

- SKEDD direct plug-in technology enables flexible positioning on the PCB
- Reduced component and process costs: simple insertion by hand and vibration-resistant connection
- Time saving push-in connection, tools not required
- Intuitive use through colour coded actuation lever
- Quick and convenient testing using integrated test option



### Key Commercial Data

Packing unit	50 pc
Minimum order quantity	50 pc
GTIN	 4 055626 210384
Weight per Piece (excluding packing)	2.22 g
Note	Made to Order (non-returnable)

### Technical data

#### Dimensions

Length	15.3 mm
Height	21.2 mm
Width	43.18 mm
Pitch	5.00 mm
Dimension a	30 mm

#### General

Rated surge voltage (III/3)	4 kV
-----------------------------	------

## Direct connector - SDC 2,5/ 7-PV-5,0-ZB - 1864082

### Technical data

#### General

Rated surge voltage (III/2)	4 kV
Rated surge voltage (II/2)	4 kV
Rated voltage (III/3)	200 V
Rated voltage (III/2)	320 V
Rated voltage (II/2)	320 V
Connection in acc. with standard	EN-VDE
Nominal current $I_N$	12 A
Nominal cross section	2.5 mm <sup>2</sup>
Stripping length	10 mm
Number of positions	7

#### Connection data

Conductor cross section solid min.	0.2 mm <sup>2</sup>
Conductor cross section solid max.	2.5 mm <sup>2</sup>
Conductor cross section flexible min.	0.2 mm <sup>2</sup>
Conductor cross section flexible max.	2.5 mm <sup>2</sup>
Conductor cross section flexible, with ferrule without plastic sleeve min.	0.25 mm <sup>2</sup>
Conductor cross section flexible, with ferrule without plastic sleeve max.	2.5 mm <sup>2</sup>
Conductor cross section flexible, with ferrule with plastic sleeve min.	0.25 mm <sup>2</sup>
Conductor cross section flexible, with ferrule with plastic sleeve max.	2.5 mm <sup>2</sup>
Conductor cross section AWG min.	24
Conductor cross section AWG max.	16

#### Standards and Regulations

Connection in acc. with standard	EN-VDE
----------------------------------	--------

### Classifications

#### eCl@ss

eCl@ss 5.1	27261101
eCl@ss 8.0	27440401
eCl@ss 9.0	27440401

#### ETIM

ETIM 5.0	EC002643
----------	----------

### Accessories

#### Accessories

#### Coding element

## Direct connector - SDC 2,5/ 7-PV-5,0-ZB - 1864082

### Accessories

Accessories - CP-PT 1,5 - 1985564

Coding profile, is inserted into the hole in the plug, red insulating material



---

### Connector

Ferrule - AI 0,5 -10 WH - 3201275



Ferrule, Sleeve length: 10 mm, Length: 16 mm, Color: white

---

Ferrule - AI 0,75-10 GY - 3201288



Ferrule, Sleeve length: 10 mm, Length: 16 mm, Color: gray

---

Ferrule - AI 1 -10 RD - 3200182



Ferrule, Sleeve length: 10 mm, Length: 16 mm, Color: red

---

Ferrule - AI 1,5 -10 BK - 3200195



Ferrule, Sleeve length: 10 mm, Length: 16 mm, Color: black

---

## Direct connector - SDC 2,5/ 7-PV-5,0-ZB - 1864082

### Accessories

Ferrule - AI 2,5 -10 BU - 3202533



Ferrule, Sleeve length: 10 mm, Length: 17 mm, Color: blue

---

Ferrule - A 0,5 -10 - 3202494



Ferrule, Length: 10 mm, Color: silver

---

Ferrule - A 0,75-10 - 3200234



Ferrule, Length: 10 mm, Color: silver

---

Ferrule - A 1 -10 - 3200250



Ferrule, Length: 10 mm, Color: silver

---

Ferrule - A 1,5 -10 - 3200276



Ferrule, Length: 10 mm, Color: silver

---

### Crimping tool

## Direct connector - SDC 2,5/ 7-PV-5,0-ZB - 1864082

### Accessories

Crimping pliers - CRIMPFOX 6 - 1212034



Crimping pliers, for ferrules without insulating collar according to DIN 46228 Part 1 and ferrules with insulating collar according to DIN 46228 Part 4, 0.25 mm<sup>2</sup> ... 6.0 mm<sup>2</sup>, lateral entry, trapezoidal crimp

---

### Labeled terminal marker

Marker card - SK 5/3,8:FORTL.ZAHLEN - 0804183



Marker card, Card, white, labeled, Horizontal: Consecutive numbers 1 - 10, 11 - 20, etc. up to 91 - (99)100, Mounting type: Adhesive, for terminal block width: 5 mm, Lettering field: 5 x 3.8 mm

---

Marker card - SK 3,8 REEL P5 WH CUS - 0825124



Marker card, can be ordered: By card, white, labeled according to customer specifications, Mounting type: Adhesive, for terminal block width: 5 mm, Lettering field: continuous x 3.8 mm

---

### Terminal marking

Marker card - SK U/3,8 WH:UNBEDRUCKT - 0803906



Marker card, Sheet, white, unlabeled, can be labeled with: Plotter, Office printing systems, Mounting type: Adhesive, Lettering field: 186 x 3.8 mm

---

Marker strip - SK 3,8 WH:REEL - 0805218



Marker strip, Roll, white, unlabeled, can be labeled with: THERMOMARK ROLL, THERMOMARK X, THERMOMARK S1.1, THERMOMARK ROLL X1, Mounting type: Adhesive, Lettering field: continuous x 3.8 mm

# Direct connector - SDC 2,5/ 7-PV-5,0-ZB - 1864082

## Accessories

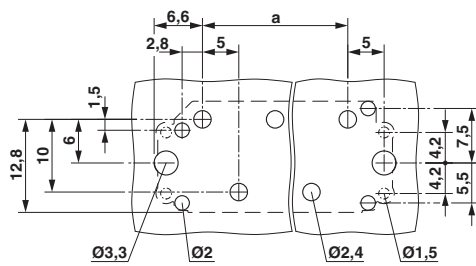
Accessories - MPS-MT 1-S - 1944372



Accessories

## Drawings

Drilling diagram



Dimensional drawing

